

Josephson Coupling through a Quantum Dot

A. V. Rozhkov¹, Daniel P. Arovas¹, F. Guinea²

¹ *Department of Physics, University of California at San Diego, La Jolla, CA 92093, USA*

² *Instituto de Ciencia de Materiales, Consejo Superior de Investigaciones Científicas, Cantoblanco, 28049 Madrid, Spain*

Abstract

We derive, via fourth order perturbation theory, an expression for the Josephson current through a gated interacting quantum dot. We analyze our expression for two different models of the superconductor-dot-superconductor (SDS) system. When the matrix elements connecting dot and leads are featureless constants, we compute the Josephson coupling J_c as a function of the gate voltage and Coulomb interaction. In the limit of a diffusive dot, we compute the probability distribution $P(J_c)$ of Josephson couplings. In both cases, π junction behavior ($J_c < 0$) is possible, and is not simply dependent on the parity of the dot occupancy.

Magnetic impurities in Josephson junctions tend to degrade the critical current [1–7]. This result has been known since the work of Kulik [1], who analyzed a simple model in which spin-preserving as well as spin-flip hopping processes (with amplitudes t and t' , respectively) are present. The critical current in such a junction is given by the expression $I_c = I_c^{\text{AB}} \cdot (|t|^2 - |t'|^2)/(|t|^2 + |t'|^2)$, where I_c^{AB} is the Ambegaokar-Baratoff critical current. Since spin-flip tunneling results in a sign change of the Cooper pair singlet ($\uparrow\downarrow$ to $\downarrow\uparrow$), the spin-flip hopping contribution is negative, and reduces I_c [5]. When $I_c < 0$, one has a π junction, for which the ground state energy is minimized when the superconducting phase difference is $\delta = \pi$. A ring containing a single π junction will enclose trapped flux [3]. A related effect occurs in Josephson tunneling through a ferromagnetic layer [8–11], and recent experiments on Nb-Cu_xNi_{1-x}-Nb junctions suggest that $I_c < 0$ states have been observed [12].

In this paper, we investigate Josephson coupling mediated by a quantum dot [13], generalizing the case of a single impurity to a system with many quantized energy levels. We derive first a general expression, within fourth-order perturbation theory, for the Josephson coupling J_c ($I_c = 2eJ_c/\hbar$). We then consider two models for the tunneling amplitudes $t_{\alpha j}$ from the leads to the dot. As we shall see, in contrast to the single impurity case, the parity of the number of electrons on the dot, N_0 , does not uniquely determine the sign of the Josephson coupling.

It is well-known in the theory of elastic co-tunneling that if the Coulomb repulsion U is large then the conductance through a dot is independent of U . Correspondingly, we find the critical current is insensitive to U in this regime, and furthermore when the system is close to a charge degeneracy point, the probability distribution $P(J_c)$ for a disordered dot has universal properties.

Our Hamiltonian is a sum of three terms:

$$\begin{aligned}
\mathcal{H}_{\text{sc}} &= \sum_{\mathbf{k}, \alpha} (\psi_{\mathbf{k}\alpha\uparrow}^\dagger \quad \psi_{-\mathbf{k}\alpha\downarrow}) \begin{pmatrix} \varepsilon_{\mathbf{k}\alpha} - \mu & \Delta_\alpha \\ \Delta_\alpha^* & \mu - \varepsilon_{\mathbf{k}\alpha} \end{pmatrix} \begin{pmatrix} \psi_{\mathbf{k}\alpha\uparrow} \\ \psi_{-\mathbf{k}\alpha\downarrow}^\dagger \end{pmatrix} \\
\mathcal{H}_{\text{tun}} &= - \sum_{\mathbf{k}, \alpha, j, \sigma} (\mathcal{S}_\alpha \mathcal{S}_d)^{-1/2} \left(t_{\alpha j} \psi_{\mathbf{k}\alpha\sigma}^\dagger c_{j,\sigma} + t_{\alpha j}^* c_{j,\sigma}^\dagger \psi_{\mathbf{k}\alpha\sigma} \right) \\
\mathcal{H}_{\text{dot}} &= \sum_{j\sigma} (\varepsilon_j - \mu + V) c_{j\sigma}^\dagger c_{j\sigma} + \frac{1}{2} N(N-1)U.
\end{aligned} \tag{1}$$

Here, $\mathcal{S}_{\alpha, d}$ are the areas of the α electrode and the dot, V is the gate voltage on the dot and U is the Hubbard interaction on the dot. Electron states on the dot are assumed to be disordered by a spin-independent random potential.

We calculate the Josephson current via fourth order perturbation theory in \mathcal{H}_{tun} . For this to be applicable both the typical distance between consecutive energy levels $\delta\varepsilon$ and the gap in the superconductors must be large compared to the broadening of the individual level due to tunneling: $\Gamma_\alpha \ll \delta\varepsilon, \Delta_\alpha$, where $\Gamma_\alpha = \pi\nu_\alpha \langle |t_\alpha|^2 \rangle / \mathcal{S}_d$, where ν_α is the metallic density of states per unit area in the α electrode.

We also have to be far enough from charge degeneracy points, where the gap for charge excitations on the dot vanishes. We measure V relative to the charge degeneracy point, which is equivalent to setting $\mu \equiv \varepsilon_{\frac{1}{2}N_0+1} + UN_0$.

In computing the fourth order correction to the ground state energy, we only consider terms which depend on the phase difference δ between the two superconductors.

$$\begin{aligned}
E_J(\delta) &= -4\nu_1\nu_2\Delta_1\Delta_2\text{Re} e^{i\delta} \left\{ \sum_{\substack{\xi_j > 0 \\ \xi_{j'} > 0}} t_{1j}t_{1j'}t_{2j}^*t_{2j'}^* J_{\text{ee}}(\xi_j, \xi_{j'}) \right. \\
&\quad \left. + \sum_{\substack{\xi_k < 0 \\ \xi_{k'} < 0}} t_{1k}t_{1k'}t_{2k}^*t_{2k'}^* J_{\text{hh}}(\xi_k, \xi_{k'}) - \sum_{\substack{\xi_j > 0 \\ \xi_k < 0}} t_{1j}t_{1k}t_{2j}^*t_{2k}^* J_{\text{eh}}(\xi_j, \xi_k) \right\}, \tag{2}
\end{aligned}$$

where J_{ee} , J_{hh} and J_{eh} are given by

$$\begin{aligned}
J(\xi, \xi') &= \int_0^\infty d\theta_1 \int_0^\infty d\theta_2 \mathcal{J}(\xi, \xi', \theta_1, \theta_2) \\
\mathcal{J}_{\text{ee}} &= [(\Delta_1 \cosh \theta_1 + \xi + V)(\xi + \xi' + 2V + U)(\Delta_2 \cosh \theta_2 + \xi' + V)]^{-1} \\
&\quad + [(\Delta_1 \cosh \theta_1 + \xi + V)(\Delta_1 \cosh \theta_1 + \Delta_2 \cosh \theta_2)(\Delta_2 \cosh \theta_2 + \xi' + V)]^{-1} \\
&\quad + [(\Delta_1 \cosh \theta_1 + \xi + V)(\xi + \xi' + 2V + U)(\Delta_2 \cosh \theta_2 + \xi + V)]^{-1} \\
\mathcal{J}_{\text{hh}} &= [(\Delta_1 \cosh \theta_1 - \xi - V + U)(-\xi - \xi' - 2V + 3U)(\Delta_2 \cosh \theta_2 - \xi' - V + U)]^{-1} \\
&\quad + [(\Delta_1 \cosh \theta_1 - \xi - V + U)(\Delta_1 \cosh \theta_1 + \Delta_2 \cosh \theta_2)(\Delta_2 \cosh \theta_2 - \xi' - V + U)]^{-1} \\
&\quad + [(\Delta_1 \cosh \theta_1 - \xi - V + U)(-\xi - \xi' - 2V + 3U)(\Delta_2 \cosh \theta_2 - \xi - V + U)]^{-1} \\
\mathcal{J}_{\text{eh}} &= [(\Delta_1 \cosh \theta_1 - \xi' - V + U)(\Delta_1 \cosh \theta_1 + \Delta_2 \cosh \theta_2 + \xi - \xi')(\Delta_2 \cosh \theta_2 - \xi' - V + U)]^{-1} \\
&\quad + [(\Delta_1 \cosh \theta_1 + \xi + V)(\Delta_1 \cosh \theta_1 + \Delta_1 \cosh \theta_2 + \xi - \xi')(\Delta_2 \cosh \theta_2 + \xi + V)]^{-1} \\
&\quad + [(\Delta_1 \cosh \theta_1 + \xi + V)(\Delta_1 \cosh \theta_1 + \Delta_2 \cosh \theta_2)(\Delta_1 \cosh \theta_1 - \xi' - V + U)]^{-1} \\
&\quad + [(\Delta_2 \cosh \theta_2 + \xi + V)(\Delta_1 \cosh \theta_1 + \Delta_2 \cosh \theta_2)(\Delta_2 \cosh \theta_2 - \xi' - V + U)]^{-1} \\
&\quad + [(\Delta_1 \cosh \theta_1 + \xi + V)(\Delta_1 \cosh \theta_1 + \Delta_2 \cosh \theta_2 + \xi - \xi')(\Delta_1 \cosh \theta_1 - \xi' - V + U)]^{-1} \\
&\quad + [(\Delta_2 \cosh \theta_2 + \xi + V)(\Delta_1 \cosh \theta_1 + \Delta_2 \cosh \theta_2 + \xi - \xi')(\Delta_2 \cosh \theta_2 - \xi' - V + U)]^{-1}, \tag{3}
\end{aligned}$$

where $\xi \equiv \varepsilon - \mu$.

To proceed further we have to make some assumptions about the tunneling amplitudes and energy spectrum of the dot. Initially, we ignore any structure to the hopping amplitudes and set $t_{\alpha j} \equiv t_\alpha$. This choice of the amplitudes is equivalent to a situation where both leads are connected to the same point on the surface of the dot.

We further assume the energy spacings on the dot satisfy $\delta\varepsilon \ll \Delta_\alpha$. The summation over states on the dot can then be recast as an integral. We obtain $E_J = J_c(1 - \cos \delta)$, with

$$J_c = \frac{4}{\pi^2} \nu_d^2 \Gamma_1 \Gamma_2 \Delta_1 \Delta_2 \int_0^1 dx \int_0^1 dy \left[B_e^2 J_{ee}(B_e x, B_e y) + B_h^2 J_{hh}(-B_h x, -B_h y) - B_e B_h J_{eh}(B_e x, -B_h y) \right], \quad (4)$$

where $B_{e,h}$ are the distance to the top/bottom of the dot spectrum from the Fermi level on the dot.

By numerical integration we obtain $J_c(V)$, shown in fig. 1a for different values of U . For small values of U the Josephson coupling always is positive. However, above some critical value U_c there is a finite interval of voltages in which $J_c < 0$. The phase diagram of the junction is presented in fig. 1b-c. Note that our approach does not apply close to the $V = 0$ or $V = U$ lines where the Coulomb blockade is lifted and the dot ground state is degenerate.

Disordered dot – When the leads are connected to the dot at two different points, it is necessary to account for the effects of disorder. In this case, we have $t_{\alpha j} = t_\alpha \psi_j(\mathbf{R}_\alpha)$, where $\psi_j(\mathbf{r})$ is the wave function corresponding to energy level ε_j on the dot. These wave functions are functionals of the disorder potential. The Josephson coupling is now a random quantity and we must find its distribution, which is possible since the statistical properties of the ψ_j are well-studied.

Let us define the dimensionless local density of states,

$$\begin{aligned} \rho_\omega(\mathbf{R}_1, \mathbf{R}_2) &= \frac{G_\omega^A(\mathbf{R}_1, \mathbf{R}_2) - G_\omega^R(\mathbf{R}_1, \mathbf{R}_2)}{2\pi i \nu_d} \\ &= \nu_d^{-1} \sum_j \psi_j(\mathbf{R}_1) \psi_j^*(\mathbf{R}_2) \delta(\omega - \varepsilon_j), \end{aligned} \quad (5)$$

where ν is the dot density of states $\nu_d = 1/(\mathcal{S}_d \delta\varepsilon)$, and $G^{R,A}$ are the usual retarded/advanced single particle Green's functions.

As it was discussed in [14] for ω less than Thouless energy E_{Th} these objects have very simple disorder-averaged statistical properties:

$$\begin{aligned} \langle \rho_\omega(\mathbf{R}) \rho_{\omega'}(\mathbf{R}') \rangle &= \delta\varepsilon \delta(\omega - \omega'), \\ \langle \rho_{\omega_1} \cdots \rho_{\omega_{2n}} \rangle &= \sum_{\substack{\text{all pairwise} \\ \text{contractions}}} \langle \rho_{\omega_{i_1}} \rho_{\omega_{i_2}} \rangle \cdots \langle \rho_{\omega_{i_{2n-1}}} \rho_{\omega_{i_{2n}}} \rangle, \end{aligned} \quad (6)$$

implying that the function ρ_ω is distributed according to the functional

$$P[\rho_\omega] \propto \exp \left\{ - \int_{-\infty}^{\infty} d\omega \frac{\rho_\omega^2}{2\delta\varepsilon} \right\}. \quad (7)$$

The Josephson energy is then a bilinear functional of ρ_ω :

$$J_c[\rho_\omega] = 4\Delta^2 g_1 g_2 \left\{ \int_0^\infty \int_0^\infty d\omega d\omega' \rho_\omega \rho_{\omega'} J_{ee}(\omega, \omega') + \int_{-\infty}^0 \int_{-\infty}^0 d\omega d\omega' \rho_\omega \rho_{\omega'} J_{hh}(\omega, \omega') - \int_0^\infty \int_{-\infty}^0 d\omega d\omega' \rho_\omega \rho_{\omega'} J_{eh}(\omega, \omega') \right\} \quad (8)$$

where we define dimensionless conductances $g_\alpha = \nu_\alpha \nu_d |t_\alpha|^2$.

Formally, our task is straightforward. We have to obtain critical current distribution function $P(J_c) = \langle \delta(J_c - J_c[\rho_\omega]) \rangle$. We do that as follows. First, we find the eigenvalues of the matrix $\tilde{J}(\omega, \omega')$, where

$$2\tilde{J}(\omega, \omega') = \begin{cases} J_{ee}(\omega, \omega') + J_{ee}(\omega', \omega) & \text{if } \omega > 0, \omega' > 0 \\ -J_{eh}(\omega, \omega') & \text{if } \omega > 0, \omega' < 0 \\ -J_{eh}(\omega', \omega) & \text{if } \omega < 0, \omega' > 0 \\ J_{hh}(\omega, \omega') + J_{hh}(\omega', \omega) & \text{if } \omega < 0, \omega' < 0. \end{cases} \quad (9)$$

The distribution $P(J_c)$ now has the form

$$P(J_c) = \left\langle \delta \left(J_c - 4\Delta^2 g_1 g_2 [\rho \cdot \tilde{J} \cdot \rho] \right) \right\rangle = \int_{-\infty}^{\infty} \frac{du}{2\pi} e^{-iuJ_c} \prod_{\lambda} \left(1 - 4iu(\delta\varepsilon)\Delta^2 g_1 g_2 \lambda \right)^{-1/2}, \quad (10)$$

where the product is over all eigenvalues λ of the matrix \tilde{J} . Normalization determines the appropriate branch cut.

If both leads are connected to the same point on the surface of the dot, then $J_c \propto \int d\omega \int d\omega' \tilde{J}(\omega, \omega')$, which we have previously shown to be negative for certain V, U . Hence \tilde{J} is not in general positive-definite, and we anticipate some finite probability for π junction behavior.

Our numerical procedure consists of several steps. We introduce a cut-off W and confine ω to the interval $-W/2 < \omega, \omega' < W/2$. Further, $\tilde{J}(\omega, \omega')$ is put on a uniform frequency grid. The Josephson coupling now is $J_c = 4\Delta^2 g_1 g_2 \sum_{s, s'} \tilde{J}_{ss'} \rho_s \rho_{s'}$ where the $2N \times 2N$ matrix $\tilde{J}_{ss'} = (W/2N) \tilde{J}(\omega_s \omega'_s)$ and $\rho_s = (W/2N)^{1/2} \rho_{\omega_s}$; $\langle \rho_s \rho_{s'} \rangle = \delta\varepsilon \delta_{ss'}$. $\tilde{J}_{ss'}$ is diagonalized and its eigenvalues λ_s are substituted into (10). To make this integral more suitable for numerical evaluation a contour transformation is performed:

$$P(J_c) = \int_0^{+\infty} \frac{du}{\pi} e^{\mp u J_c} \prod_s \left(|1 \mp 4u\delta\varepsilon\Delta^2 g_1 g_2 \lambda_s| \right)^{-1/2} \sin \left(\frac{\pi}{2} \sum_s \Theta(\mp u \lambda_s - 1) \right). \quad (11)$$

One should pick upper sign for $J_c > 0$ and lower sign for $J_c < 0$.

The results of numerical calculation are quite insensitive to W and N . The distribution function $P(J_c)$ is presented on fig. 2. It has a shape of asymmetric bell and it is non-zero for $J_c < 0$ per previous discussion. The total probability of having π -junction: $P_\pi = \int_{-\infty}^0 P(J_c) dJ_c$, is shown in fig. 3.

Universal Limit – Generally the distribution $P(J_c)$ of Josephson couplings is dependent on nonuniversal parameters such as V and U . In the limit $U \gg \Delta_1 = \Delta_2 \equiv \Delta$, though, there are universal aspects to the distribution. If the dot is close to the charge degeneracy point, *i.e.* $\Gamma \ll V \ll \Delta$ or $\Gamma \ll U - V \ll \Delta$ then the matrix \tilde{J} is independent of both U

and V . Restricting our attention to the first case, we find the matrix \tilde{J} is still given by (9) with $J_{\text{hh}} = 0$ and

$$J_{\text{ee}} \approx \int_0^\infty d\theta_1 \int_0^\infty d\theta_2 [(\Delta \cosh \theta_1 + \omega) (\Delta \cosh \theta_1 + \Delta \cosh \theta_2) (\Delta \cosh \theta_2 + \omega')]^{-1}$$

$$J_{\text{eh}} \approx \int_0^\infty d\theta_1 \int_0^\infty d\theta_2 [(\Delta \cosh \theta_1 + \omega) (\Delta \cosh \theta_1 + \Delta \cosh \theta_2 + \omega - \omega') (\Delta \cosh \theta_2 + \omega)]^{-1} .$$

Thus, $\tilde{J}(\omega, \omega') = F(\omega/\Delta, \omega'/\Delta)/\Delta^3$ where $F(x, x')$ is a universal function of its arguments. We then find $P(J_c) = J_{\text{AB}}^{-1} f(J_c/J_{\text{AB}})$, where $f(x)$ is universal and $J_{\text{AB}} = \pi \langle G \rangle \Delta / \hbar$. The average conductance through the dot at $V = \Delta$ was calculated in [15] to be $\langle G \rangle = (2\pi e^2 / \hbar) g_1 g_2 (\delta\varepsilon / \Delta)$.

There are several consequences of this universality. First, it means that all moments of this distribution are proportional to powers of J_{AB} , with universal coefficients. In particular, the ratio of the RMS and mean critical currents is $\sqrt{\langle (\Delta J_c)^2 \rangle} / \langle J_c \rangle \simeq 1.59$. Second, the probability of having a π -junction is a universal number: $P_\pi = \int_{-\infty}^0 dx f(x) \simeq 0.19$.

Odd N_0 – When the parameters of the dot are chosen in such a way that there is a single level ‘0’ occupied by only one electron, equation (2) must be modified. Consider a Cooper pair tunneling from the left to right superconductor. If none of two electrons passes through ‘0’ then their contribution to E_J is already included in (2). Only those events where one or both electrons tunnel through ‘0’ will modify the expression for E_J . We find the corrections are given by

$$\Delta J_{\text{ee}}(\omega, \omega') = \delta\varepsilon \delta(\omega') \left(J_{\text{ee}}(\omega, 0) - \frac{1}{2} J_{\text{eh}}(\omega, 0) \right) \Theta(\omega)$$

$$\Delta J_{\text{hh}}(\omega, \omega') = \delta\varepsilon \delta(\omega') \left(J_{\text{hh}}(\omega, 0) - \frac{1}{2} J_{\text{eh}}(0, \omega) \right) \Theta(-\omega)$$

$$\Delta J_{\text{eh}}(\omega, \omega') = (\delta\varepsilon)^2 \delta(\omega) \delta(\omega') J_{\text{hh}}(0, 0) . \quad (12)$$

In the case of a single impurity level, we recover previous results [4]. Overall, this electron increases our chances to get π junction. It is clear, however, that the influence of that electron is small for metallic dot where $\delta\varepsilon \ll \Delta$.

Discussion – Two superconductor-dot-superconductor models have been considered here. Assuming that both leads are attached to the same point on the dot surface and thus, ignoring any structure to the hopping matrix elements $t_{\alpha j}$, we find a critical U above which J_c can be driven negative by an appropriate dot gate voltage, V . As one can see from (2) and (3) there are six terms giving positive contribution to J_c and six terms giving a negative contribution. They each depend in different ways on the gate voltage V , and one can suppress positive terms by varying V .

Another feature of our result is that it is derived for an even number of electrons on the dot. In the case of an Anderson impurity, the sign of J_c depends on the parity of the impurity level occupancy N_0 [4]. Rather than being a parity effect, we offer the following interpretation: If two electrons of the Cooper pair both tunnel through empty states or both tunnel through filled states this gives positive contribution to J_c (first and second term of (2)). To obtain a negative contribution (last term of (2)) one electron has to pass through filled states and the other through empty states. Thus, for a completely filled (empty) Anderson impurity both electrons must pass through filled (empty) states, yielding

a positive J_c . For a singly occupied orbital, one electron always tunnels through empty state while the other tunnels through filled state, and J_c is negative. Therefore, the sign and magnitude of J_c is determined in part by phase space considerations.

In the second model we allow leads to be ‘connected’ at different points on the surface of the dot. As a consequence the disorder has to be treated properly. We calculated the distribution function of critical current for the ensemble of junctions for different parameter values. The probability of π junction as calculated from this distribution has very reasonable values to expect that such π junction can be found experimentally. It is also predicted that the distribution function should possess a remarkable universal property in the limit $U \gg \Delta$.

There are questions that remain unanswered. Within the framework of our first model, in order to have π junction the value of U must exceed some critical value U_c . From Fig. 3 one might infer that $U_c > 0$ for the second model as well. It has to be noted, however, that our numerical procedure does not rule out the possibility of an exponentially small tail for $U \rightarrow 0$. If this is true then U_c corresponds to a crossover rather than a phase transition.

FIGURES

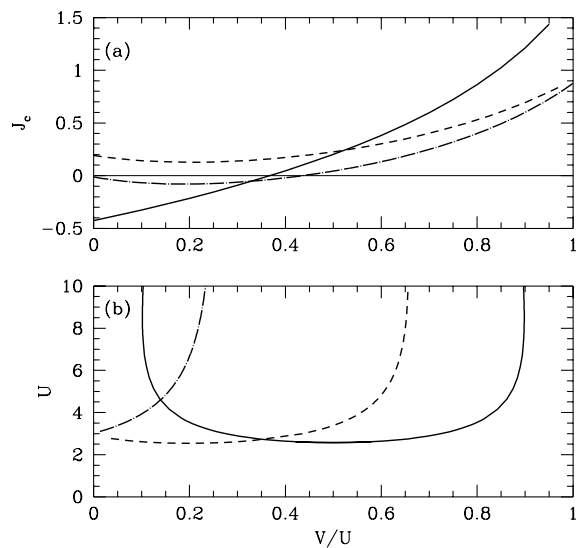


FIG. 1. (a) $J_c(V)$ versus V/U for $U = 5$, $B_e = 80$, $B_h = 20$ (solid); $U = 2$, $B_e = 33.3$, $B_h = 66.7$ (dashed); $U = 3$, $B_e = 33.3$, $B_h = 66.7$ (dot-dashed). (b) phase diagram for $B_e = 50$ (solid), $B_e = 33.3$ (dashed), and $B_e = 10$ (dot-dashed) with $B_h = 100 - B_e$. The π phase lies above the curve in each case.

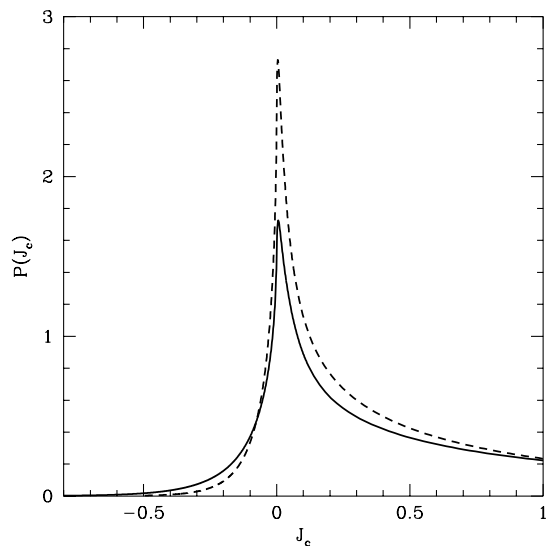


FIG. 2. Probability distribution $P(J_c)$ for $U = 3$, $V = 0$, $W = 40$ (solid) and $U = 3$, $V = 1.5$, and $W = 40$ (dashed). $N = 100$ in both cases. The area under the *total* curve (*i.e.* out to $|J_c| = \infty$) is unity in both cases.

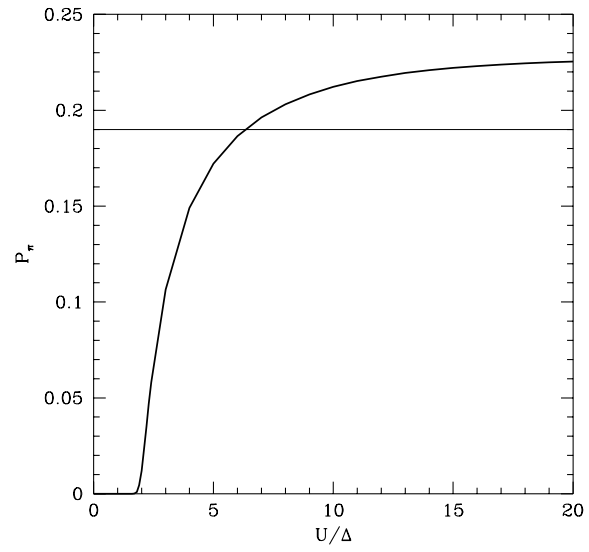


FIG. 3. P_π versus U/Δ for $V = 0.1\Delta$. For very large values of U/Δ , $P_\pi \rightarrow 0.19$.

REFERENCES

- [1] I. O. Kulik, *Sov. Physics JETP*, **22**, 841 (1966).
- [2] H. Shiba and T. Soda, *Prog. Theor. Phys.* **41**, 25 (1969).
- [3] L. N. Bulaevskii, V. V. Kuzii, and A. A. Sobyenin, *JETP Lett.* **25**, 290 (1977)
- [4] L. I. Glazman and K. A. Matveev, *Pis'ma Zh. Eksp. Teor. Fiz.* **49**, 570 (1989) [*JETP Lett.* **49**, 659 (1989)].
- [5] B. I. Spivak and S. A. Kivelson, *Phys. Rev. B***43**, 3740 (1991).
- [6] A. V. Rozhkov, Daniel P. Arovas, *Phys. Rev. Lett.* **82**, 2788 (1999).
- [7] A. A. Clerk and V. Ambegaokar, *Phys. Rev. B* **61**, 9109 (2000).
- [8] A. I. Buzdin, L. N. Bulaevskii, and S. V. Panyukov, *JETP Lett* **13**, 178 (1981).
- [9] Z. Radović *et al.*, *Phys.Rev. B* **44**, 759 (1991).
- [10] A. I. Buzdin, M. Yu. Kupriyanov, B. Vujičić, *Physica C* **185-189**, 2025 (1991).
- [11] Yukio Tanaka, Satoshi Kashiwaya, *Physica C* **274**, 357 (1997).
- [12] V. V. Ryazanov *et al.*, preprint cond-mat/0008364.
- [13] We emphasize that we consider only *s*-wave superconductors.
- [14] I.L. Aleiner and L.I. Glazman, *Phys. Rev. Lett.* **77**, 2057 (1996).
- [15] D. V. Averin and Yu. N. Nazarov, *Phys. Rev. Lett.* **65**, 2446 (1990).