

Fluctuation-Dissipation-Theorem violation during the formation of a colloidal-glass

L. Bellon, S. Ciliberto and C. Laroche
Ecole Normale Supérieure de Lyon, Laboratoire de Physique ,
C.N.R.S. UMR5672,
46, Allée d'Italie, 69364 Lyon Cedex 07, France

November 1, 2018

Abstract

The relationship between the conductivity and the polarization noise is measured in a gel as a function of frequency in the range $1Hz - 40Hz$. It is found that at the beginning of the transition from a fluid like sol to a solid like gel the fluctuation dissipation theorem is strongly violated. The amplitude and the persistence time of this violation are decreasing functions of frequency. At the lowest frequencies of the measuring range it persists for times which are about 5% of the time needed to form the gel. This phenomenology is quite close to the recent theoretical predictions done for the violation of the fluctuation dissipation theorem in glassy systems.

Many physical systems in nature are not in thermodynamic equilibrium because they present very slow relaxation processes. A typical example of this phenomenon is the aging of glassy materials: when they are quenched from above their glass transition temperature T_g to a temperature $T < T_g$, any response function of these systems depends on the aging time t_a spent at T . For example, the dielectric and elastic constants of polymers continue to evolve several years after the quench [1]. Because of these slow relaxation processes, the glass is out of equilibrium, and usual thermodynamics does not apply. However, as this time evolution is slow, some concepts of the classical approach may be useful for understanding the glass aging properties. A widely studied question, is how the temperature of these systems can be defined. One possible answer comes from the study of the deviation to the Fluctuation Dissipation Theorem (FDT) in an out of equilibrium system (for a review see ref. [2, 3, 4]). In this letter we show that this approach is relevant for the study of a sol-gel transition, where a strong violation of FDT is measured. Implications of this observation go beyond the physics interest. Indeed FDT is used as a tool to extract, from

fluctuations measurements, several properties in biological, chemical and physical systems [5, 6, 7]. Our results indicate that before extending this smart technique to other systems, one has to carefully ensure that these systems are in equilibrium.

In order to understand this new definition of temperature, we have to recall the main consequences of FDT in a system which is in thermodynamic equilibrium. We consider an observable V of such a system and its conjugate variables q (examples of conjugate variables are voltage-charge, pressure-volume etc.). The response function $\chi_{Vq}(\omega)$, at frequency $\nu = \omega/2\pi$, describes the variation $\delta V(\omega)$ of V induced by a perturbation $\delta q(\omega)$ of q , that is $\chi_{Vq}(\omega) = \delta V(\omega)/\delta q(\omega)$ (examples of response functions are the electric constants and compressibility of a material). FDT relates the fluctuation spectral density of V to the response function χ_{Vq} and the temperature T of the system:

$$S(\omega) = \frac{2k_B T}{\pi\omega} \text{Im} [\chi_{Vq}(\omega)] \quad (1)$$

where $S(\omega) = \langle |V(\omega)|^2 \rangle$ is the fluctuation spectral density of V , k_B is the Boltzmann constant, $\text{Im} [\chi_{Vq}(\omega)]$ is the imaginary part of $\chi_{Vq}(\omega)$. Textbook examples of FDT are Nyquist's formula relating the voltage noise to the electrical resistance and the Einstein's relation for Brownian motion relating the particle diffusion coefficient to the fluid viscosity [8].

When the system is not in equilibrium FDT may fail. For example violations, of about a factor of 2, of eq.1 have been observed in the density fluctuations of polymers in the glassy phase [9]. The first to propose that the study of the FDT violations were relevant for glassy systems was Sompolinsky [10]. This idea, which was generalized in the context of weak turbulence [11], has been recently reconsidered by Cugliandolo and Kurchan [12] and successively tested in many analytical and numerical models of glass dynamics [4],[13]-[19]. Let us briefly recall the main and general findings of these models. Because of the slow dependence on t_a of the responses functions, it has been proposed that eq.1 can be used to define an effective temperature of the system, specifically:

$$T_{eff}(t_a, \omega) = \frac{S(t_a, \omega) \pi\omega}{\text{Im} [\chi_{Vq}(t_a, \omega)] 2k_B} \quad (2)$$

It is clear that if eq.1 is satisfied $T_{eff} = T$, otherwise T_{eff} turns out to be a decreasing function of t_a and ω . The physical meaning of eq.2 is that there is a time scale (for example t_a) which allows to separate the fast processes from the slow ones. In other words the low frequency modes relax towards the equilibrium value much slower than the high frequency ones which rapidly relax to the temperature of the thermal bath. Therefore it is conceivable that the slow frequency modes keep memory of higher temperatures for a long time and for this reason their temperature should be higher than that of the high frequency ones. This striking behavior has been observed in several numerical models of aging [4],[13]-[19]. Further analytical and numerical studies of simple models show that eq.2 is a good definition of temperature in the thermodynamic sense

[3, 4]. In spite of the large amount of theoretical studies there are only a few experiments which show a violation of FDT in real materials [9, 20]. However these measurements are done at a single frequency and there is no idea on how the temperature relaxes as function of time and frequency. The experimental analysis of the dependence of $T_{eff}(\omega, t_a)$ on ω and t_a is very useful to distinguish among different models of aging: FDT violations are model dependent [4],[13]-[19].

For these reasons we have experimentally studied the violation of eq.1 during a sol-gel transition in Laponite RD [21], a synthetic clay consisting of discoid charged particles. It disperses rapidly in water to give gels even for very low mass fraction. Physical properties of this preparation evolves for a long time, even after the sol-gel transition, and have shown many similarities with standard glass aging [22, 23]. Recent experiments [23] have even proved that the structure function of Laponite at low concentration (less than 3% mass fraction) is close to that of a colloidal glass. For this reason we call our gel a colloidal glass.

In our experiment we measure the time evolution of the Laponite electrical properties during the sol-gel transition. The solution is used as a conductive liquid between the two golden coated electrodes of a cell (see fig.1). The Laponite solution is prepared in a clean N_2 atmosphere to avoid CO_2 and O_2 contamination, which perturbs the electrical measurements. Laponite particles are dissolved at a concentration of 2.5% mass fraction in pure water under vigorous stirring during 20min. To avoid the existence of any initial structure in the sol, we pass the solution through a $1\mu m$ filter when filling our cell. This instant define the origin of the aging time t_a (the filling of the cell takes roughly two minutes, which can be considered the maximum inaccuracy of t_a). The sample is then sealed so that no pollution or evaporation of the solvent can occur. At this concentration, the gelation time is about 500h [22], and we only study the beginning of this sol-gel transition.

The two electrodes of the cell are connected to our measurement system, where we alternately record the cell electrical impedance $Z(t_a, \omega)$ and the voltage noise density $S_Z(t_a, \omega)$ (see Fig.1). Taking into account that in this configuration $Im[\chi_{Vq}(t_a, \omega)] = \omega Re[Z(t_a, \omega)]$, one obtains from eq.2 that the effective temperature of the Laponite solution as a function of the aging time and frequency is:

$$T_{eff}(t_a, \omega) = \pi S_Z(t_a, \omega) / 2k_B Re[Z(t_a, \omega)] \quad (3)$$

which is an extension of the Nyquist formula.

In Fig.2(a), we plot the real and imaginary part of the impedance as a function of the frequency ν , for a typical experiment. The response of the sample is the sum of 2 effects: the bulk is purely conductive, the ions of the solution follow the forcing field, whereas the interfaces between the solution and the electrodes give mainly a capacitive effect due to the presence of the Debye layer[24]. This behavior has been validated using a four-electrode potentiostatic technique [25] to make sure that the capacitive effect is only due to the surface. In order to test only bulk properties, the geometry of the cell is tuned to push the

surface contribution to low frequencies: the cutoff frequency of the equivalent R-C circuit is less than $0.6Hz$. The time evolution of the resistance of one of our sample is plotted in Fig.2(b): it is still decaying in a non trivial way after $24h$, showing that the sample has not reached any equilibrium yet. This aging is consistent with that observed in light scattering experiments [22].

As the dissipative part of the impedance $Re(Z)$ is weakly time and frequency dependent, one would expect from the Nyquist formula that so does the voltage noise density S_Z . But as shown in Fig.3, FDT must be strongly violated for the lowest frequencies and earliest times of our experiment: S_Z changes by several orders of magnitude between highest values and the high frequency tail [26]. This violation is clearly illustrated by the behavior of the effective temperature in Fig.4. For long times and high frequencies, the FDT holds and the measured temperature is the room one ($300K$); whereas for early times T_{eff} climbs up to 3.10^5K at $1Hz$. Notice that the violation extends to frequencies much larger than the $0.6Hz$ cutoff separating the volume from the surface effects, leaving no doubt that it takes place in the bulk. Moreover, the scaling presented in inset of Fig.3 seems to indicate that T_{eff} can be even larger for lower frequencies and lower aging times. Indeed, we found in all the tested samples no evidence of a saturation of this effective temperature in our measurement range. The observed very large value of T_{eff} is of course very striking. However the existence of infinite T_{eff} was predicted [4] and numerically verified [16] in systems presenting domain growth process. This is probably the way in which the Laponite solution makes the transition towards the gel (colloidal glass) state.

In conclusion we have observed for the first time that at the beginning of the transition from a fluid like sol to a solid like gel FDT is strongly violated. As predicted by the theory the amplitude and the persistence time of this violation are decreasing functions of frequency. This large violations are observed in numerical simulations of systems presenting domain growth process which are probably good models to describe the formation of a Laponite gel. At the moment we are unable to claim whether in our system T_{eff} can be seen as a temperature in the thermodynamic sense: other kind of measurements will be necessary to do such a statement. However the observed violation is very important from the application point of view because FDT is often invoked to estimate the response from a measurement of fluctuations. Our results show that this technique, although very powerful, has to be used with a great precaution : one has to carefully insure that the system under study has reached equilibrium.

Acknowledgements We thank J. Kurchan, L. Berthier and M. Carlà for useful discussions and suggestions. We acknowledge L. Renaudin for technical support. This work has been partially supported by the Programme Thématique of Region Rhône-Alpes.

References

- [1] L.C. Struick, *Physical aging in amorphous polymers and other materials*, (Elsevier, Amsterdam, 1978).

- [2] J.P. Bouchaud, L. F. Cugliandolo, J. Kurchan, M. Mézard, *Out of equilibrium dynamics in Spin Glasses and other glassy systems*, in *Spin Glasses and Random Fields*, ed A.P. Young (World Scientific, Singapore 1998). (also in cond-mat/9702070)
- [3] L. Cugliandolo, *Effective temperatures out of equilibrium*, to appear in *Trends in Theoretical Physics II*, eds. H Falomir et al, Am. Inst. Phys. Conf. Proc. of the 1998 Buenos Aires meeting, cond-mat/9903250
- [4] L. Cugliandolo, J. Kurchan, L. Peliti, *Energy flow, partial equilibration and effective temperatures in systems with slow dynamics*, Phys. Rev. E **55**, p. 3898 (1997).
- [5] F. Gittes, B. Schnurr, P.D. Olmsted, F.C. MacKintosh, C.F. Schmidt, *Determining Microscopic Viscoelasticity in Flexible and Semiflexible Polymer Networks from Thermal Fluctuations*, Macromolecules **30**, p.7781 (1997)
- [6] F. Gittes, B. Schnurr, P.D. Olmsted, F.C. MacKintosh, C.F. Schmidt, *Microscopic Viscoelasticity: Shear Moduli of Soft Materials Determined from Thermal Fluctuations*, Phys. Rev. Lett. **79**, p.3286 (1997)
- [7] *Light Scattering by Liquid Surfaces and Complementary Techniques*, ed. D. Langevin (Dekker, New York 1992)
- [8] S.R. de Groot, P. Mazur, *Non equilibrium thermodynamics*, (Dover, 1984)
- [9] J.H. Wendorff, E. W. Fischer, *Thermal density fluctuations in amorphous polymers as revealed by small angle X-ray diffraction*, Kolloid-Z. u. Z. Polymere **251**, p.876 (1973).
- [10] H. Sompolinsky, *Time Dependent Order Parameter in Spin Glasses*, Phys. Rev. Lett. **47** p.935 (1981).
- [11] P. Hohenberg, B. Shraiman, *Chaotic behaviour of an extended system*, Physica D,**37**, p.109 (1989).
- [12] L. Cugliandolo, J. Kurchan, *Analytical Solution of the Off Equilibrium Dynamics of a Long Range Spin Glass Model*, Phys. Rev. Lett., **71**, p.173, (1993).
- [13] G. Parisi, *Off-Equilibrium Fluctuation-Dissipation Relation in Fragile Glasses* Phys. Rev. Lett., **79**, p.3660 (1997).
- [14] W. Kob, J. L. Barrat, *Aging effects in a Lennard Jones Glass*, Phys. Rev. Lett., **78**, p.4581 (1997);
- [15] J. L. Barrat, W. Kob, *Fluctuation dissipation ratio in an aging Lennard-Jones* Europhys. Lett., bf 46, p.637 (1999).

- [16] A. Barrat, *Monte-Carlo simulations of the violation of the fluctuation-dissipation theorem in domain growth processes*, Phys. Rev., **E57**, p. 3629 (1998).
- [17] M. Sellitto, *Fluctuation dissipation ratio in lattice-gas models with kinetic constraints*, European Physical Journal, **B4**, p.135 (1998).
- [18] E. Marinari, G. Parisi, F. Ricci-Tersenghi, J. J. Ruiz-Lorenzo, *Violation of the Fluctuation Dissipation Theorem in Finite Dimensional Spin Glasses*, J. Phys. A: Math. Gen., **31**, p.2611 (1998)
- [19] L. Berthier, J. L. Barrat, J. Kurchan, *Two-times scales, two temperature scenario for nonlinear rheology*, cond-mat/9910305, to be published in PRE
- [20] T. S. Grigera, N. Israeloff, *Observation of Fluctuation-Dissipation-Theorem Violations in a Structural Glass*, Phys. Rev. Lett., **83**, p.5038 (1999).
- [21] Laponite RD is a registered trademark of Laporte Absorbents, P.O Box 2, Cheshire, UK.
- [22] M.Kroon, G. H. Wegdam, R. Sprik, *Dynamic light scattering studies on the sol-gel transition of a suspension of anisotropic colloidal particles*, Phys. Rev. E, **54**, p.1 (1996).
- [23] D. Bonn, H. Tanaka, G. Wegdam, H. Kellay, J. Meunier, *Aging of a colloidal "Wigner" glass*, Europhysics Letters, **45**, p.52 (1999).
- [24] R. Hunter, *The foundation of colloid science*, (Oxford Science Publications, 1989)
- [25] J.Koryta, L. Dvorak and L. Kavan, *Principles of Electrochemistry* - 2nd Ed. (Wiley, 1993).
- [26] This low frequency noise cannot be confused with the standard $1/f$ noise observed in many electronic devices. We recall that the $1/f$ appears only when an external current produced by an external potential goes through the device. In our cell no external potential is applied.
- [27] The usual representation of the effective temperature in simulations is the slope of the response versus correlation plot, but it is not suited for our experimental data: the system being almost only dissipative, the response function is close to a delta distribution, thus FDT is only one point in this representation...

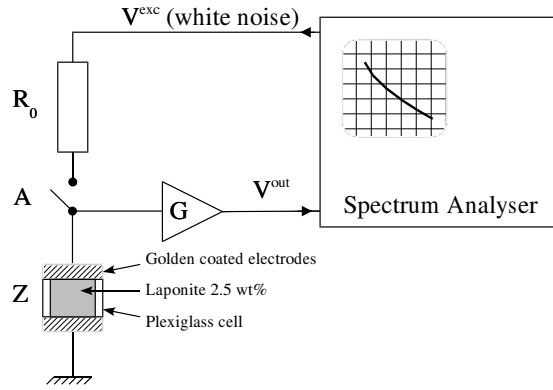
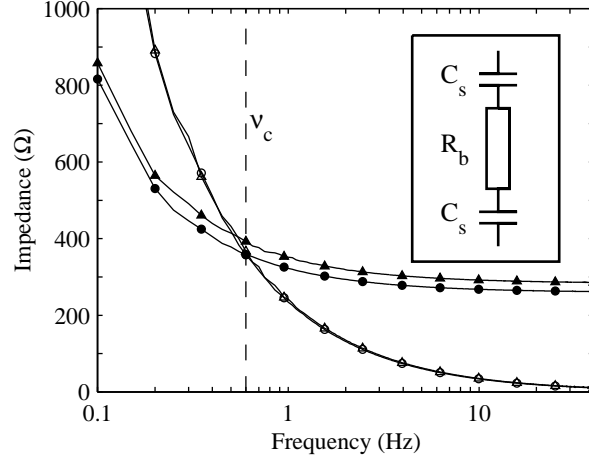


Figure 1: **Experimental set-up** The impedance under test Z is a cell (diameter $7cm$, thickness $3cm$) filled with a $2.5wt\%$ Laponite sol. The electrodes of the cell are golden coated to avoid oxidation. One of the two electrodes is grounded whereas the other is connected to the entrance of a low noise voltage amplifier characterized by a voltage amplification G . With a spectrum analyzer, we alternately record the frequency response $FR(\omega) = \langle V^{out}/V^{exc} \rangle$ (switch A closed) and the spectrum $S(\omega) = \langle |V^{out}|^2 \rangle$ (switch A opened). The input voltage V^{exc} is a white noise excitation, thus from $FR(\omega)$ we derive the impedance $Z(\omega)$ as a function of ω , that is $Z(\omega) = R_0/(G/FR(\omega) - 1)$; whereas from $S(\omega)$, we can estimate the voltage noise of Z , specifically $S_Z(\omega) = [S(\omega) - S_a(\omega)]/G^2$ where $S_a(\omega)$ is the noise spectral density of the amplifier

(a)



(b)

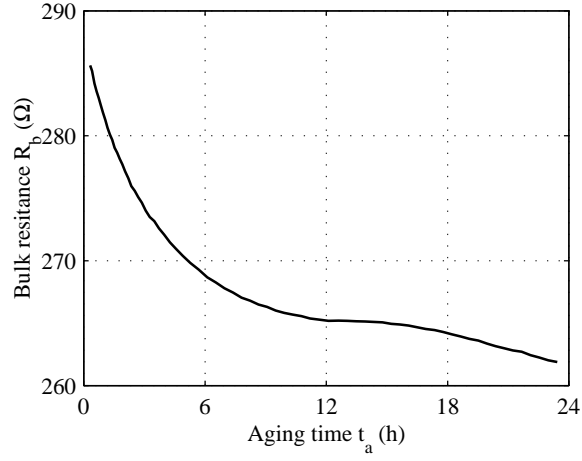


Figure 2: **The response function** (a) Frequency dependence of a sample impedance for 2 different aging time: $t_a = 0.3h$, real (\blacktriangle) and imaginary (\triangle) part; $t_a = 24h$, real (\bullet) and imaginary (\circ) part. The equivalent circuit for the cell impedance is shown in the inset: Z is the sum of a resistive volume R_b and a capacitive interface C_s between the Laponite solution and the electrodes. The increase of $Re(Z)$ toward small frequencies ($\nu < \nu_c$) is due to the dissipative part of the capacitance (loss tangent $\simeq 0.2$). For $\nu > \nu_c$ the impedance of the cell is dominated by the bulk resistance R_b . (b) Time evolution of the bulk resistance. This long time evolution is the signature of the aging of the sol. In spite of the decreasing mobility of Laponite particles in solution during the gelation, the electrical conductivity increases. This behavior is consistent with a decreasing of the effective temperature of the impedance.

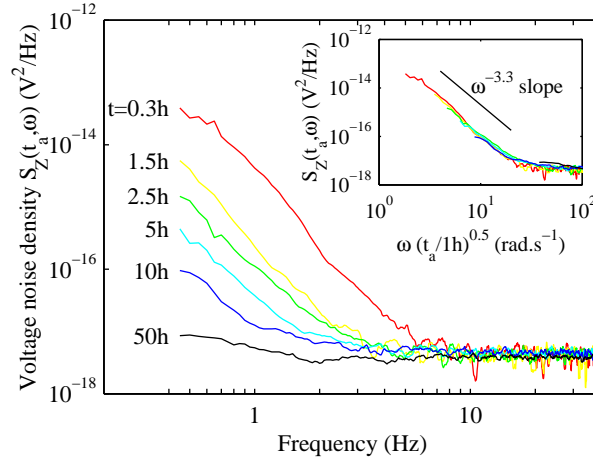
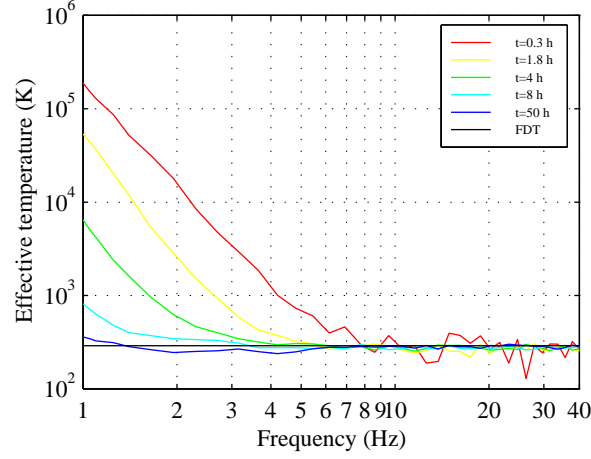


Figure 3: **Fluctuations** Voltage noise density of one sample for different aging times. The strong increase of S_Z for low frequencies is quite well fitted by a power law ω^α , with $\alpha = 3.3 \pm 0.4$. This effect is a decreasing function of time, and a good rescaling of the data with a ωt_a^β law can be achieved as shown in the inset for $\beta = 0.5 \pm 0.1$.

(a)



(b)

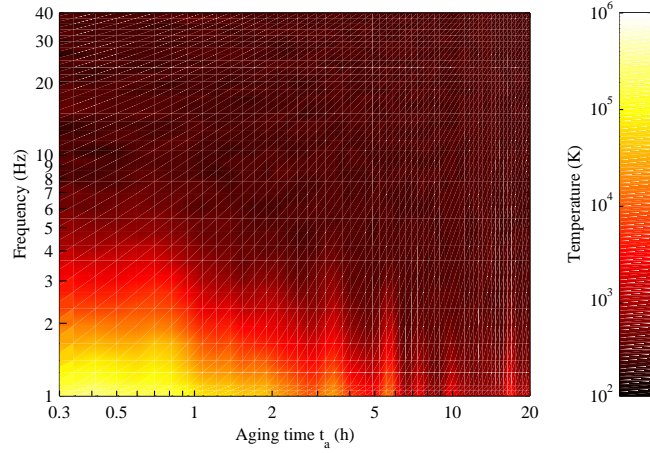


Figure 4: **Effective temperature** (a) Effective temperature as a function of frequency for different aging times [27]. We restrict the frequency range to 1Hz to limit the surface contribution to the measurement. As S_Z in Fig.3, T_{eff} is strongly increasing for low frequencies and short aging time. (b) Time frequency representation of the effective temperature of the same experiment. T_{eff} , coded with a logarithmic color scale, is reaching huge values in the short aging time / low frequency corner. This large violation is observed in numerical simulations of systems presenting domain growth process which are probably good models to describe the formation of a Laponite gel.