

Bubble propagation in a helicoidal molecular chain

Alessandro Campa*

Physics Laboratory, Istituto Superiore di Sanità
and INFN Sezione di Roma1, Gruppo Collegato Sanità
Viale Regina Elena 299, 00161 Roma, Italy

July 21, 2000

Abstract

We study the propagation of very large amplitude localized excitations in a model of DNA that takes explicitly into account the helicoidal structure. These excitations represent the “transcription bubble”, where the hydrogen bonds between complementary bases are disrupted, allowing access to the genetic code. We propose these kind of excitations in alternative to kinks and breathers. The model has been introduced by Barbi et al. [Phys. Lett. A **253**, 358 (1999)], and up to now it has been used to study on the one hand low amplitude breather solutions, and on the other hand the DNA melting transition. We extend the model to include the case of heterogeneous chains, in order to get closer to a description of real DNA; in fact, the Morse potential representing the interaction between complementary bases has two possible depths, one for A-T and one for G-C base pairs. We first compute the equilibrium configurations of a chain with a degree of uncoiling, and we find that a static bubble is among them; then we show, by molecular dynamics simulations, that these bubbles, once generated, can move along the chain. We find that also in the most unfavourable case, that of a heterogeneous DNA in the presence of thermal noise, the excitation can travel for well more 1000 base pairs.

1 INTRODUCTION

In the attempt to describe some aspects of DNA functioning, the theory of non-linear dynamical systems has found an interesting application to this important biological structure. In spite of the awareness of the complexity that characterizes most of the dynamical processes taking place in biological systems, where very often the necessary trigger is constituted by the temporary interaction of

*E-mail: campa@axiss.iss.infn.it

different objects, there is nevertheless an effort, in the research in biological physics, to grasp some essential features with simple models.

In this work we are interested in the propagation of very large amplitude bubbles, that should be very important in the description of the process of transcription. In this respect, the main appeal of onedimensional nonlinear models is their possibility to sustain localized excitations, of which our bubbles are an example. In this direction there have been works based on some models where the essential degree of freedom of each site of the chain is related to the opening of the hydrogen bonds between the complementary bases of the double stranded DNA (for a review see, e.g., [1, 2] and references therein).

The important points to address for any given model are the existence and the stability of localized excitations, both stationary and moving; after that the problem of their formation has to be considered. In this Section we give a very brief account of the situation in models with one degree of freedom per base pair, limiting ourselves to the problems of existence and stability.

Let us begin with homogeneous chains. We can start making a distinction between models that do not neglect the discreteness of the system, and models that are treated in the continuum limit, either from the start or after the approximation of the original discrete equations. In both cases there is usually a nearest neighbor interaction and a site potential; in the continuum limit generally the field equation under study is of the Klein-Gordon type:

$$\frac{\partial^2 \phi}{\partial t^2} = v_0^2 \frac{\partial^2 \phi}{\partial x^2} - \frac{\partial U}{\partial \phi} \quad (1)$$

Consider the problem of the existence of localized stationary solutions. We know that for equations like (1) localized solutions, where at both sides of the excitation the field ϕ is at the minimum of U , are possible only if U has degenerate minima; then ϕ has a kink configuration and we have a topological soliton, which implies a displacement of a whole side of the chain. One of the most used example of (1) is the sine-Gordon equation. The stationary solutions really are static, i.e., they are equilibrium configurations, that are obtained by solving the Newton-like equation $v_0^2 \frac{\partial^2 \phi}{\partial x^2} = \frac{\partial U}{\partial \phi}$, and localized solutions, the kinks, are found by choosing appropriate “initial conditions” in this equation. If the original model equations were discrete, the equilibrium configurations are such that their envelope has a kink structure which is very close to that of the continuum equation, with the center exactly on one site (odd kink), or in the middle between two sites (even kinks) (see [3], where also the problem of the stability is considered).

In models where the discreteness is taken into account, the problem of solutions with a topological index can be circumvented; in fact, also with site potentials U with a nondegenerate absolute minimum, it is possible to have stationary localized excitations, in the form of breathers, in which only few sites are coherently involved with a not negligible amplitude in a nonlinear oscillation with a given fundamental frequency (for the mathematics of breathers in discrete nonlinear lattices and the conditions for their existence and stability

see [4, 5, 6]). Now there is an additional degree of freedom in the choice of the localized solution, namely the variation, in proper ranges, of the fundamental frequency. In analogy with the situation that arises with kinks, a breather with a given fundamental frequency can be centered on one site, which has the largest amplitude of oscillation (odd breather), or on two sites, which have the largest identical amplitudes (even breather).

We now turn our attention to the stability of these solutions. The stability of a static kink configuration, in lattice models approximated by (1), requires the positive definiteness of the hessian matrix of the total potential energy. Instead for a breather the stability is checked through the linearization of the equations of motion around the stationary solution; the transformation of the perturbation in one breather period gives a linear application, whose spectrum determines the stability properties: the breather is stable if there are no eigenvalues with modulus greater than 1 [5].

The important point to study is that of the moving capabilities of localized excitations. If we are interested in moving solutions of Eq. (1), the problem is easily solved. Any static solution, in particular a localized one, can be transformed to a moving one, with speed $v < v_0$, through a Lorentz boost (with “speed of light” v_0); its profile will only be modified by the Lorentz contraction. If the original model is discrete and Eq. (1) is only its approximation, then the movement of the localized excitation will be associated to an energy loss through phonon radiation but generally the kink retains a good stability. In [7] one can find the treatment of this phonon dressing of the moving kink.

The study of moving breathers is more difficult. While the existence of stationary breathers seems to be quite independent of the characteristics of the site potential, at least for sufficiently small coupling between different sites [5], the presence of exact moving breathers is associated to some special integrable hamiltonians (see [6] for a review). In the other, generic cases, the common approach is to study the stability spectrum of stationary breathers, making a connection between some of the elements of the spectrum and the “sensitivity” to movement [8, 9]. The absence of a zeroth order moving solution, analogous to the boosted kink of Eq. (1), makes the treatment of stability of moving breathers less approachable.

If we consider heterogeneous chains, there are of course more problems, especially regarding the stability of moving excitations, in particular breathers. The amount of work has been less extensive. There have been studies on nonlinear localization in chains with impurities [10], on kink propagation through regions with mass variation [11], MD simulations in a sine-Gordon model of DNA [12]; see [13] for a review of results on disordered systems in the continuum limit.

Let us summarize what are the main problems with kinks and breathers if we want to consider them as good candidates for the local openings needed during the transcriptions. As we have seen, the stability is a less severe difficulty for kinks. For this reason they could be preferable. On the contrary, the breathers have the advantage to avoid the problem of the topological index. However, it is plausible that, if we want to describe with a breather a region where the bond between the complementary bases is temporarily broken, to allow access to the

genetic code, this breather must be wide (i.e., the number of sites essentially involved in the motion is not very small) and of very large amplitude; unfortunately, the probability that a breather is stable greatly decreases when its width increases and when its amplitude is large [5] (this second point can be easily guessed, since for potentials that allow dissociation, large amplitude means low fundamental frequency, and therefore a strong probability of resonance with the phonon dispersion curve).

In this work it is our purpose to show that, with a given model with two degrees of freedom per base pair, it is possible to put together some of the advantages of kinks and breathers, i.e., respectively, a good stability with respect to movement, and a local excitation that does not need a topological index. We will show that these large amplitude solutions of the model have a satisfying stability also with heterogeneity and with thermal noise. We think that these properties can represent those of a “transcription bubble”.

The model has been proposed by Barbi et al. [14], and it is an evolution, that takes the helicoidal structure explicitly into account, of the Peyrard-Bishop model. This last model was introduced [15] to have a dynamical explanation of the melting transition, opposed to methods that offer only equilibrium estimates of the probability of bond disruption [16, 17, 18]. A satisfactory melting curve was obtained [19], and later the melting of heterogeneous chains and of heterogeneous oligonucleotides has been studied [20, 21, 22, 23]. The helicoidal model introduced in [14] was there used to build approximate low amplitude solutions through the method of the multiscale expansion [24], and in [25] the melting transition was investigated.

In Section II we introduce the model and we compute its equilibrium configurations, with their stability properties. In Section III we show the results of our MD simulations, together with an approximate computation of the features of the moving bubbles. In Section IV we present our discussion and draw some conclusions.

2 THE MODEL

Our starting point is the model introduced (in a somewhat different version) in [14]. The bases can move only in planes perpendicular to the helix axis; besides, the center of mass of the base pair is held fixed, and the two complementary bases move symmetrically with respect to the axis of the molecule. Then for each base pair there are two degrees of freedom: r_n is the distance between each one of the complementary bases in the n -th base pair and the helix axis; θ_n is the angle that the line joining the two complementary bases makes with a given direction in the planes where the bases move. The potential energy is given by:

$$U = \sum_n \left\{ D_n \left(e^{-a(r_n - R_0)} - 1 \right)^2 + \frac{1}{2} c (r_{n+1} - r_n)^2 + \frac{1}{2} K [L_{n+1,n} - L_0]^2 \right\} \quad (2)$$

where $L_{n+1,n}$ is the distance between neighbor bases on the same strand, and as a function of r_n , r_{n+1} and $\theta_{n+1} - \theta_n \equiv \Delta\theta_n$ is given by:

$$L_{n+1,n} = \sqrt{h^2 + r_{n+1}^2 + r_n^2 - 2r_{n+1}r_n \cos^2 \Delta\theta_n} \quad (3)$$

where $h = 3.4 \text{ \AA}$ is the fixed distance between neighbor base planes and $R_0 = 10 \text{ \AA}$ is the equilibrium value of r_n ; L_0 is the same function computed for $r_{n+1} = r_n = R_0$ and $\Delta\theta_n = \Theta_0 = \pi/5$ (10 base pairs per helix turn). Therefore the equilibrium configuration is that with $r_n = R_0$ and $\Delta\theta_n = \Theta_0$ for each n , which gives the system its helicoidal structure. The natural helicity is right handed, and for convenience we take this as the positive rotation for the angles θ_n . Actually, equilibrium configurations are also all those in which any $\Delta\theta_n$ is chosen indifferently $\pm\Theta_0$; however, they are separated by the fundamental one by potential barriers, that in our simulations are never crossed. The first two terms in (2) are the same of the original PB model [15], which has r_n as the only degree of freedom per base pair: there is a Morse potential with R_0 as the equilibrium distance, and a harmonic interaction between neighbor base pairs (stacking interaction); there can be two different values for D_n , D_{A-T} for A-T base pairs and D_{G-C} for G-C base pairs. It is generally assumed that $D_{G-C} = \frac{3}{2}D_{A-T}$. The last term in (2) describes a restoring force that acts when the distance L between neighbor bases on the same strand is different from L_0 . The model has been introduced in [14] without the second term in (2), essentially attributing all the stacking interaction to the last term, and with an additional three-body term proportional to $(\theta_{n+1} + \theta_{n-1} - 2\theta_n)^2$, to eliminate the equilibrium configurations with some $\Delta\theta_n = -\Theta_0$. In this form the authors have studied small amplitude breather-like solutions, with the envelope described by the nonlinear Schrödinger equation. In [25] the statistical mechanics of model (2) has been studied, the authors being interested in the melting transition of DNA; in this case the difference from (2) was given by a replacement of the coupling constant c by a coupling of the form $ce^{-b(r_{n+1}+r_n-2R_0)}$, decreasing with $r_{n+1} + r_n$ increasing. Besides, the restoring force represented by the last term was cast in another form, with L fixed ($\equiv L_0$) and h variable. In both works a homogeneous DNA (D_n constant in n) was considered. We use the more complete structure used in [25], with the second term in (2) more related to the stacking interaction, and the last term more related to the rigidity of the two single strands, with L variable and h fixed. For simplicity, we do not insert a decaying coupling: this last feature has been found, already in the original PB model [19], as being essentially responsible for sharpening the melting transition, which happens at higher temperatures than those we are interested in here. Also, the three-body term used in [14] was not necessary, since in our simulations, as we have already pointed out, we never had a crossover in the sign of $\Delta\theta_n$.

The spirit in which we study the model represented by (2) is the following. We consider a chain of a given length, with fixed boundary conditions. We know that an interaction with an enzymatic complex (with RNA polymerase) is necessary to trigger the process of transcription. We take here, as a working

hypothesis, that this external action can be represented by a partial unwinding of one of the extremes of our chain, considered as the interaction site. We will show that this mechanism can give rise to a travelling bubble (the “transcription bubble”), in which several base pairs are open; this bubble, that appears to be very stable in a homogeneous chain initially at rest, is interestingly long lived also in the case of a heterogeneous chain and with thermal disorder.

In the remaining of this Section our aim is to give an analytical background to the results, obtained by molecular dynamics simulations, that will be presented in the next Section. Since the essential dynamical process that we will observe is a local opening travelling along the chain, we want to show that this movement can be considered, in an adiabatic approximation, as a succession of equilibrium configurations, similarly to what happens with the travelling of kinks. Consequently, in the first subsection we will study the equilibrium configurations of our system: we will show how a chain with some uncoiling, caused by suitable boundary conditions (i.e., if θ_0 and θ_{N+1} are held fixed at values such that $\theta_{N+1} - \theta_0 \equiv \sum_{n=0}^N \Delta\theta_n < (N+1)\Theta_0$), can have different equilibrium configurations. The simplest one, for a homogeneous chain, is given by a homogeneous configuration $r_n = r$ and $\Delta\theta_n = \Delta\theta$ for each n , for certain values of r and $\Delta\theta$; for a heterogeneous chain, where $D_n = D_{A-T}$ for some n and $D_n = D_{G-C}$ for the other values of n , the configuration is not qualitatively very different from the previous, although the precise equilibrium values of r_n and $\Delta\theta_n$ depend on the sequence. Another equilibrium configuration in the homogeneous case, the one in which we are interested, is one in which a small region (about 20 base pairs) is completely open, and at both sides r_n and $\Delta\theta_n$ decay rapidly to homogeneous values. Again, in the heterogeneous case, the dependence on the sequence does not alter qualitatively the picture. In the second subsection we will briefly treat the stability of these equilibrium configurations.

2.1 Equilibrium configurations

If we neglect the mass variation between A-T and G-C base pairs, and take a proper unit of mass, the equations of motion deriving from (2) are:

$$\begin{aligned} \ddot{r}_n - r_n \dot{\theta}_n^2 &= -\frac{\partial U}{\partial r_n} \\ r_n^2 \ddot{\theta}_n + 2r_n \dot{r}_n \dot{\theta}_n &= -\frac{\partial U}{\partial \theta_n} \end{aligned} \quad (4)$$

The equilibrium configurations are those that make the right hand sides vanish. Therefore we have to solve:

$$\begin{aligned} &2aD_n \left(e^{-2a(r_n - R_0)} - e^{-a(r_n - R_0)} \right) + c\Delta_2 r_n \\ &+ K \left\{ \frac{L_{n+1,n} - L_0}{L_{n+1,n}} [r_{n+1} \cos \Delta\theta_n - r_n] \right. \\ &\left. + \frac{L_{n,n-1} - L_0}{L_{n,n-1}} [r_{n-1} \cos \Delta\theta_{n-1} - r_n] \right\} = 0 \end{aligned} \quad (5)$$

$$\begin{aligned} & \frac{L_{n+1,n} - L_0}{L_{n+1,n}} r_{n+1} r_n \sin \Delta\theta_n \\ & - \frac{L_{n,n-1} - L_0}{L_{n,n-1}} r_{n-1} r_n \sin \Delta\theta_{n-1} = 0 \end{aligned} \quad (6)$$

for $n = 1, \dots, N$; here $\Delta_2 r_n \equiv r_{n+1} + r_{n-1} - 2r_n$. From the structure of Eq. (6) it is clear that any solution of (5) and (6) has to be such that the quantity represented by, say, the first term in (6) is a constant as a function of n . Let us begin considering a homogeneous chain. Then of course the simplest solution is to have both r_n and $\Delta\theta_n$ constant in n . In this case also $L_{n+1,n}$ is constant in n . Therefore, posing $r_n = r$ and $\Delta\theta_n = \Delta\theta$, and equating $L_{n+1,n}$ to a constant \bar{L} , one can express $\Delta\theta$ as a function of r and \bar{L} ; then, substituting in (5) this function, together with $L_{n+1,n} = \bar{L}$ and $r_n = r$, one can find (numerically) the equilibrium value r (which will depend on \bar{L}). Going back also the equilibrium value $\Delta\theta$ can be computed. If the chain is not infinite and there are fixed boundary conditions (for $n = 0$ and $n = N + 1$), then, for the equilibrium it is required that also $r_0 = r_{N+1} = r$ and $\Delta\theta_0 = \Delta\theta_N = \Delta\theta$. It is clear that the fundamental equilibrium configuration ($r = R_0$ and $\Delta\theta = \Theta_0$) is obtained for $\bar{L} = L_0$. For $\bar{L} < L_0$ we have $r > R_0$ and $\Delta\theta < \Theta_0$ (uncoiling), while for $\bar{L} > L_0$ we have $r < R_0$ and $\Delta\theta > \Theta_0$ (overcoiling). When the chain is heterogeneous, the corresponding equilibrium solution can be found from the homogeneous one with an iterative procedure explained in Appendix A. The solution will depend on the sequence of the D_n s; however, it will not be qualitatively very different from the homogeneous case. The interesting equilibrium configuration is of course that in which we have an open region. In this case, although the first term in (6) is constant in n (and equal, say, to s), $L_{n+1,n}$ is not itself a constant. We have developed a procedure to compute these configurations. Here we only give a sketch; more details can be found in Appendix B. In principle, from

$$(L_{n+1,n} - L_0) r_{n+1} r_n \sin \Delta\theta_n = s L_{n+1,n} \quad (7)$$

it is possible to obtain $\Delta\theta_n$ as a function of r_{n+1} , r_n and s ; substituting in (5), we can therefore obtain r_{n+1} as a function of r_n , r_{n-1} and s ; in this way, starting from the values for two contiguous r_n , we can compute site by site the equilibrium configuration. With a proper choice of the value of s , we obtain a solution in which there is a region, of about 20 base pairs, where $r_n > R_0$ in such a way to stay in the plateau of the Morse potential; in that region the uncoiling ($\Delta\theta_n < \Theta_0$) is marked. At both sides of the open region the r_n s decay very rapidly to a value slightly larger than R_0 and the $\Delta\theta_n$ s to a value slightly smaller than Θ_0 . As before, after the computation has been performed for a homogeneous chain, with the procedure explained in Appendix A we can obtain also the configuration for a heterogeneous chain. The two cases do not differ qualitatively. In Fig. 1 we show two examples of equilibrium configurations: one for a homogeneous chain and another for a heterogeneous chain, in which the sequence of A-T and G-C has been chosen randomly; we present only the graphs concerning the radial degrees of freedom r_n .

In the homogeneous case, the configuration is symmetric at both sides of the bubble. Besides the obvious translational invariance (for the infinite chain), it is possible to have a configuration centered on one site with the largest opening, as in Fig. 1, or on two sites with equal and largest openings (the analogous of what happens also for the discrete kinks and breathers). For brevity, in the following the bubble centered on one site will be denoted odd bubble, and that centered on two sites even bubble. In the heterogeneous case, translational invariance is lost, but it is not difficult to guess, in view of the method described in Appendix A, that an equilibrium configuration occurs for any site or couple of neighbor sites chosen as the center of the bubble (obviously now not symmetric).

2.2 Stability

In order for an equilibrium configuration to be stable, the hessian matrix of the potential U must be positive definite at that point of configuration space. In that case, the square roots of twice the eigenvalues of the matrix give the proper frequencies of the small oscillations around the equilibrium. We will consider here, as an example, the results for $s = -0.273$ (see Eq. (7)), for the cases of the odd and the even bubble. However, before treating our particular example, we want to note the following fact concerning the stability of these kind of configurations. We have found that, depending on the choice of the constant s and on the values of the model parameters, both stable and unstable cases occur, and often if the odd bubble is stable, then the even bubble is unstable, and viceversa. Then one of the smallest eigenvalues of the hessian matrix in the stable case is associated to the movement of the bubble along the chain; to be more precise, the perturbation that corresponds to the eigenvector associated to this small eigenvalue gives rise, once the linear regime has been passed, to the movement of the bubble in one direction. During the movement the bubble will go (in the adiabatic approximation) through the equilibrium configurations constituted by the odd and the even bubbles. We have here a strong similarity with the situation that arises with kinks [7], and an analogy with the breather sensitivity to movement that we mentioned in the Introduction.

We now turn to our example with $s = -0.273$ and with the same parameter values that we employ for the simulations (we will give these values at the beginning of the next Section). We have performed our calculations on a chain with 100 base pairs, with the bubble in the middle; this should be sufficient to avoid boundary effects. For the odd bubble the hessian matrix is positive definite. Most of the proper frequencies are associated to phononic excitations; in fact, the corresponding eigenvectors are spread throughout the all chain. But a small number of eigenvalues correspond to eigenvectors that have components which are not negligible only on the sites of the open region. Therefore, they represent perturbations of the bubble. Among these, there is the smallest eigenfrequency [26]. In Fig. 2 we show the eigenvector corresponding to the smallest eigenvalue. This is clearly associated to the movement of the bubble, according to what we pointed out in the previous paragraph. This is proved by the fact that in the spectrum of the even bubble the eigenvalues are all positive except one.

The positive eigenvalues are very similar to the corresponding ones of the odd bubbles, while the negative one is very close, in absolute value, to the smallest of the odd bubble. The smallness of this value shows that the open region is very “sensitive” to movement [8].

3 RESULTS

In this Section we show the results of the simulations performed. We have simulated a chain of 2500 base pairs, with fixed boundary conditions. The parameters of the model have been given the following values: the depths of the Morse potential are $D_{A-T} = 0.05$ eV and $D_{G-C} = 0.075$ eV; the width is $a = 4 \text{ \AA}^{-1}$; the constant of the harmonic stacking interaction is $c = 0.05 \text{ eV/\AA}^2$, while that of the restoring force is $K = 0.14 \text{ eV/\AA}^2$; we have already given the values of $h = 3.4 \text{ \AA}$, $R_0 = 10 \text{ \AA}$ and $\Theta_0 = \pi/5$. We have used the second order bilateral symplectic algorithm described in [27]. As anticipated before, the travelling bubble is formed by imposing a partial unwinding at one end of the chain. After that, the open region travels towards the other end. Let us give some more details on the process by which the open region is formed. We have fixed boundary conditions. At the left end of the chain we begin to make an unwinding. This is done by decreasing the angle $\Delta\theta_0 = \theta_1 - \theta_0$ between the “fixed” site at the left of the chain and the first site, i.e., by increasing θ_0 . This causes an opening of the first few sites because of the last term in the potential energy (2). During the process of formation of the open region, also phonons are created, which begin to travel faster than the bubble. At the end of the process we observe the bubble travelling towards the right. We have used different amplitudes for the increase of θ_0 , that will be specified in the following for the different cases.

We begin by showing the results of the simulation performed for a homogeneous chain initially at rest in the fundamental equilibrium configuration. We have increased θ_0 by 1.25 radians. In Fig. 3 we present the configurations at 6 different times. It can be noted from the graphs that the travelling bubble is practically stable. We have even found that, when it reaches the end of the chain, it bounces back. Another thing to be noted, and that is valid also in the other situations that we will show, is that outside the bubble the radial coordinate r_n is practically in the equilibrium position R_0 , and correspondingly there is no uncoiling. This appears to be in contrast with the results of the previous Section, concerning the structure of the equilibrium configurations. We remind that we found a degree of uncoiling, and a value of r_n somewhat larger than R_0 , at the sides of the bubble. At the end of this Section we will try to give an argument to show the reason why the sides of a travelling bubble can be in the equilibrium configuration. This fact is probably a good point, in view of a possible biological significance of the dynamical processes of this model, and we will comment on that in the last Section.

In Fig. 4 we show the situation that arises in a heterogeneous chain, again initially at rest in the fundamental state. The sequence of base pairs has been

chosen at random. We can note that the bubble progressively decreases its amplitude, contrary to what happens in the homogeneous case, and in fact in the last configuration practically we do not see it any more. However, before disappearing the excitation has travelled well beyond 1000 base pairs. Here we have increased θ_0 by a greater quantity than before, namely by 2 radians. It is not difficult to understand the reason of the different behavior between homogeneous and heterogeneous chains. In the first case the spectrum of the hessian matrix in the equilibrium positions for given s (see Eq. (7)) is the same for all odd bubbles and the same for all even bubbles, independently of the location (at least for infinite chains, but for finite chains this is true to a high degree of accuracy, unless the bubble is very close to one end of the chain). Therefore, in the adiabatic approximation, the dynamical situation of a bubble repeats periodically every site that has been travelled. In a heterogeneous chain the hessian matrix is, in general, different at any location, thus the above argument does not apply, and a faster energy loss takes place. Nevertheless the lifetime of the bubble is still satisfying. It is possible to argue, in a qualitative way, that heterogeneity acts on the bubble only through the few sites belonging to its two ends, since the other sites of the bubble are in the plateau region of the Morse potential, where there are no differences between the two types of base pairs. With the exposition of the results obtained for chains at room temperatures, we will touch again this point.

We have made simulations in which we have produced, with the same procedure as before, a localized excitation; but now the chain is initially in thermal equilibrium at 300 K. Again, we have studied both a homogeneous and a heterogeneous chain. For the second case, we have used the same base pair sequence that has been adopted for the simulation of the system initially at rest. Let us first consider the homogeneous chain. We have made a simulation in which we have increased θ_0 by the same quantity, 2 radians, used in the heterogeneous chain at zero temperature. In this way we could make a comparison, under the same initial excitation process, between the robustness of the bubble against heterogeneity and against this level of thermal noise. Fig. 5 shows the configurations again at 6 successive times. From the inspection of Figures 4 and 5 we can note the following points. The amplitude of the bubble is greater in the heterogeneous chain initially at rest; nevertheless the distance travelled is somewhat greater in the homogeneous chain at 300 K. Therefore it seems that the interaction with the phonon bath at this temperature is less effective, in taking energy away from the bubble, than the modes of the (disordered) heterogeneous chain. Of course, it is possible to increase the lifetime of a bubble by increasing the strength of the initial excitation. In Fig. 6 the configurations obtained for the omogeneous thermalized chain when θ_0 is initially increased by 2.8 radians. We can see that the bubble has still a large amplitude when it has almost reached the end of the chain; as in the case of the zero temperature, we have found that it bounces back.

The last case that we present is that of the heterogeneous chain at 300 K, in Fig. 7; the initial increase in θ_0 is 2.8 radians. We see that, in spite of the two possible sources of disturbances to the localized excitation, heterogeneity and

thermal noise, the bubble still travels for about 1300 base pairs.

3.1 Moving open regions

In order to show how the bubbles move along the chain, we employ here a simplified version of the model. We make this choice since in this way we can have manageable expressions. However, we believe that the same kind of mechanisms happen in the complete system, the difference being that the expressions would be much more involved, requiring the inversion of trigonometric functions.

The fundamental equilibrium configuration is that with $r_n = R_0$ and $\theta_n = n\Theta_0$; we here expand $L_{n+1,n}$ (see Eq. (3)) in power series and keep only the first order terms in $(r_n - R_0)$, $(r_{n+1} - R_0)$ and $(\theta_n - n\Theta_0)$. Such a procedure is not entirely consistent, since we do not make an analogous expansion in the Morse potential. However, we have checked numerically that the linear approximation for $L_{n+1,n}$ is not bad in a quite large range of variability of r_n , r_{n+1} and $\Delta\theta_n$, and more importantly this simplification is done only for illustrative purposes. Calling $y_n \equiv r_n - R_0$ and $z_n \equiv R_0(\theta_n - n\Theta_0)$, and neglecting the kinetic terms, the equations of motion of this simplified system in the homogeneous case are:

$$\begin{aligned} \ddot{y}_n &= 2aD(e^{-2ay_n} - e^{-ay_n}) + c(y_{n+1} + y_{n-1} - 2y_n) \\ &\quad - A^2(y_{n+1} + y_{n-1} + 2y_n) - AB(z_{n+1} - z_{n-1}) \end{aligned} \quad (8)$$

$$\ddot{z}_n = B^2(z_{n+1} + z_{n-1} - 2z_n) + AB(y_{n+1} - y_{n-1}) \quad (9)$$

where the positive coefficients A and B, coming from the power expansion of $L_{n+1,n}$, are given by $A = 2\sqrt{K}\frac{R_0}{L_0}\sin^2\frac{\Theta_0}{2}$ and $B = \sqrt{K}\frac{R_0}{L_0}\sin\Theta_0$. Going to the continuum limit, we pose $n \rightarrow x$, $y \rightarrow \phi$ and $z \rightarrow \psi$. Taking into account partial spatial derivatives up to a suitable degree, and denoting with U_M the Morse potential, we obtain the following equations:

$$\begin{aligned} \frac{\partial^2\phi}{\partial t^2} &= -\frac{\partial U_M}{\partial\phi} - 4A^2\phi - A^2\frac{\partial^2\phi}{\partial x^2} \\ &\quad + c\frac{\partial^2\phi}{\partial x^2} - 2AB\frac{\partial\psi}{\partial x} - \frac{1}{3}AB\frac{\partial^3\psi}{\partial x^3} \end{aligned} \quad (10)$$

$$\frac{\partial^2\psi}{\partial t^2} = B^2\frac{\partial^2\psi}{\partial x^2} + \frac{1}{12}B^2\frac{\partial^4\psi}{\partial x^4} + 2AB\frac{\partial\phi}{\partial x} + \frac{1}{3}AB\frac{\partial^3\phi}{\partial x^3} \quad (11)$$

We now pose $\frac{\partial^2\phi}{\partial t^2} = v^2\frac{\partial^2\phi}{\partial x^2}$ and $\frac{\partial^2\psi}{\partial t^2} = v^2\frac{\partial^2\psi}{\partial x^2}$, and in the following we consider the expressions that are found keeping only the first order terms in v^2 . From Eq. (11) it is possible to obtain an expression for the spatial derivatives of ψ as a function of ϕ ; the one that is of interest to us is:

$$\frac{\partial\psi}{\partial x} = d\left(1 + \frac{v^2}{B^2}\right) - 2\frac{A}{B}\left(1 + \frac{v^2}{B^2}\right)\phi - \frac{A}{6B}\frac{\partial^2\phi}{\partial x^2} \quad (12)$$

with the arbitrary constant d . Substituting in (10) for $\frac{\partial\psi}{\partial x}$ and $\frac{\partial^3\psi}{\partial x^3}$ we find an equation for ϕ :

$$c'\frac{\partial^2\phi}{\partial x^2} = -\frac{\partial}{\partial\phi}\left[-U_M(\phi) + g\left(1 + \frac{v^2}{B^2}\right)\phi + 2\frac{A^2}{B^2}v^2\phi^2\right] \quad (13)$$

where $c' = c - v^2 \left(1 - \frac{2A^2}{3B^2}\right)$ and $g = -2dAB$. Let us begin considering the static case, $v^2 = 0$. Then, Eq. (13) reduces to:

$$c' \frac{\partial^2 \phi}{\partial x^2} = -\frac{\partial}{\partial \phi} [-U_M(\phi) + g\phi] \equiv -\frac{\partial}{\partial \phi} V(\phi) \quad (14)$$

We see that with a positive g (i.e., with $d < 0$) we have the possibility of a localized excitation; actually, it is not difficult to see that it must be $0 < g < \frac{1}{2}aD$. In fact, in that case $V(\phi)$, that diverges exponentially to $-\infty$ for $\phi \rightarrow -\infty$ and linearly to $+\infty$ for $\phi \rightarrow +\infty$, has a local maximum for a (small) positive value ϕ^* and a local minimum for a larger value of ϕ . These two values are given by the two solutions of the equation $\frac{\partial}{\partial \phi} U_M = g$. Then, solving the Newton-like equation (14) with a “total energy” $V(\phi^*)$, we have either $\phi \equiv \phi^*$ or $\phi \rightarrow \phi^*$ for $x \rightarrow \pm\infty$, with a localized region where ϕ reaches a maximum; this maximum is given by the value of ϕ , to the right of the local minimum, where $V(\phi) = V(\phi^*)$. In this case, at the sides of the open region we also have $\frac{\partial \psi}{\partial x} \rightarrow d - 2\frac{A}{B}\phi^* < 0$, i.e., a small uncoiling. Summarizing, in order to have a static localized solution a constant $d < 0$ is necessary.

We now go to $v^2 > 0$ (although sufficiently small since we have made an expansion in v^2). We rewrite Eq. (13) with $g = 0$ (i.e., $d = 0$):

$$c' \frac{\partial^2 \phi}{\partial x^2} = -\frac{\partial}{\partial \phi} \left[-U_M(\phi) + 2\frac{A^2}{B^2}v^2\phi^2 \right] \equiv -\frac{\partial}{\partial \phi} W(\phi) \quad (15)$$

The differences from before are that the divergence of $V(\phi)$ for $\phi \rightarrow +\infty$ is now quadratic, and, more important for our argument, the local maximum is for $\phi = 0$. Therefore, it is possible to have travelling localized excitations, at both sides of which the field ϕ goes to 0, and so does the uncoiling $\frac{\partial \psi}{\partial x}$.

Although we have used here a simplified model, it is very likely that in the complete system a very similar argument applies. This should explain why in the simulations we find, at the sides of the open region, normal twisting.

4 DISCUSSION AND CONCLUSIONS

In this work we have studied a model of DNA with two degrees of freedom per base pair. The model has been built explicitly to represent the helicoidal structure of DNA [14]. We have analytically shown that, under some uncoiling, the system exhibits stable equilibrium configurations in which there is a small region, of about 20 base pairs, where the hydrogen bond between complementary bases is completely disrupted, allowing access to the genetic code. Then, through MD simulations, we have found that these open regions can travel along the DNA chain, also when both thermal noise and heterogeneity are present.

In connection with our results, we would like to mention what has been found in [25] concerning the statistical mechanics of this model (the small differences in the Hamiltonian of [25] should not be important for this qualitative point). In that work the melting transition has been studied. The isothermals in the

plane with the thermodynamical variables corresponding to torque and uncoiling show clearly a first order phase transition (the computation are performed for an infinite chain); during the transition, in which the uncoiling increases at constant temperature and torque, the two coexisting phases are interpreted as one with normal distance between the complementary bases, and one with the hydrogen bonds disrupted. At the end of the transition, only the phase with disrupted bonds remains. It is natural to think that these two phases can be put in correspondence with the two possible equilibrium configurations that exist in a chain with a degree of uncoiling, namely that with a bubble and that without, taking into account that our simulations are performed at a temperature (or at a torque) below that required for the melting transition.

We have noted in the previous Section that the travelling bubbles that have been generated in our simulations show normal coiling at the sides of the open region, and in correspondence the hydrogen bond between complementary bases is at the equilibrium distance. This suggests the possibility to have more than one travelling bubble at the same time. This fact resembles the situation that arises with kinks: only one static kink can be present (and this is easy to understand, since the exact solution reaches the positions of the minimum of the potential only asymptotically), but for travelling kinks the situation is different [28]. Therefore, this model allows transcription to take place at the same moment in different portions of the chain.

In the construction of nonlinear dynamical models of biological systems, one of the main properties to satisfy is robustness of the relevant processes. This means that changes, at least within suitable ranges, of the external conditions, or of the dynamics of the triggering events, or even of the parameters of the effective potentials, must not result in essential changes of the main features of the process under consideration. The topological index of kinks can not be destroyed by perturbations or by thermal disorder, although, of course, a kink can lose energy by phonon radiation [7]. Breathers are non topological objects, but some simulations [29] have shown that they can survive perturbations. However, the larger their energy, the larger their tendency to remain pinned [29, 30]; besides, as we mentioned in the Introduction, if we look for a breather with a very large amplitude, as should be required to allow exposition of the genetic code, then we will not find a stable excitation.

The model used in this work, with two degrees of freedom per base pair, has shown to possess the positive features of both kinks and breathers: although there is no topological index to prevent eventual decay of the excitation, nevertheless the “transcription bubble” is quite stable. A necessary condition for biological plausibility is that heterogeneity must not prevent propagation of the localized excitations in this class of models. We have seen that this is our case, also if certainly the life of the bubbles is shorter if the chain is not homogeneous. We have argued that this is due to the very structure of the bubble: most of the sites belonging to it are in the plateau region of the Morse potential, where there are no differences between base pairs; only the few sites at the two ends of the bubble experience these differences.

We have chosen to generate the open region through an unwinding at one

of the ends of the chain; this should simulate the initial enzymatic action. We would like to say more on the spirit in which this position has been taken. There have been attempts to see how breathers can form spontaneously during the dynamics, starting from modulational instability, and then growing through collisions, that on the average favor the growth of the larger excitations [30, 31]. We did not show similar results that we have obtained with this model, concerning the formation of a bubble out of thermal excitation. However, this kind of process lacks any possibility of control about the particular group of sites where it begins to take place. Since it is certain that there is an enzymatic control on the temporal and spatial beginning of the transcription, we have adopted the point of view of mimicking in some way this initial action. Another point to be noted is related to the energetics; in the real process of transcription enzymes are present all the time; this is in contrast with the strategy generally adopted, namely the study of simple autonomous systems. However, one could argue that, if the autonomous system shows dynamical processes that already enjoy a good degree of stability, then the enzymatic dynamical action (of course now we are not concerned with the control activity), that should increase this stability and then the lifetime of the process, requires a relatively small amount of energy.

At the beginning of the Introduction we pointed out that these models are way too simple to represent faithfully objects as complex as, in general, biological systems, and that their use is based, implicitly, on the assumption, or better the hope, that their dynamical properties can reproduce those of the real system, at least the more important. We think that this point is strongly connected with the problem of the robustness, previously mentioned with respect to changes within the framework of the adopted model. In fact, as long as one believes to have captured the essential properties of the dynamics, one has also to be sure that an enrichment of the models, necessary to get closer to more complete descriptions, does not alter these properties. This is not a minor point: if the complexity of the structure of a dynamical model increases, it probably becomes more difficult to find a relatively ordered process as a travelling localized excitation. We think that this is one of the problems that deserve the efforts to be spent in future works.

ACKNOWLEDGMENTS

It is a pleasure to acknowledge fruitful discussions with M. Barbi, S. Cocco and A. Giansanti.

A Equilibrium configurations in heterogeneous chains

Let us suppose that we have found an equilibrium configuration for a homogeneous chain with all D_n s equal to D_{A-T} . We now want to find the configuration

for a chain in which some of the D_n s are instead equal to D_{G-C} . We can use the following procedure. We have to solve Equations (5) and (6) for the given sequence of the D_n s. We rewrite the equations in implicit form as:

$$\frac{\partial U}{\partial r_n} = 0 \quad (16)$$

$$\frac{\partial U}{\partial \theta_n} = 0 \quad (17)$$

Suppose to know the solution of (16) and (17) for a certain sequence of the D_n s. If we now have $D_n \rightarrow D_n + \delta D_n$, then we can find, at the first order, the new solution by solving the linear system of equations:

$$\frac{\partial^2 U}{\partial r_n \partial D_n} \delta D_n + \sum_m \frac{\partial^2 U}{\partial r_n \partial x_m} \delta x_m = 0 \quad (18)$$

$$\sum_m \frac{\partial^2 U}{\partial \theta_n \partial x_m} \delta x_m = 0; \quad n = 1, \dots, N \quad (19)$$

where x_m is the generic variable appearing in U , and in the sums in m the only terms that will appear are those belonging to the same site or to the neighboring sites. In the linear system (18) and (19) the derivatives are to be computed in the old equilibrium configuration, and it has to be solved with respect to the δx_m . Although this will give the new configuration only at first order, it is nevertheless possible to refine the solution up to the desired degree of accuracy with iterative steps. If the values of $\frac{\partial U}{\partial r_n}$ and $\frac{\partial U}{\partial \theta_n}$, after solving the system, are not yet equal to 0 within the chosen tolerance, then one can solve a system in which the terms with δD_n in (18) are substituted by those values. With a suitable choice for the variation δD_n it is then possible, repeating a sufficient number of times the procedure, to start from the solution of (18) and (19) for $D_n = D_{A-T}$ for each n and find the solution in which any subset of the D_n s has become D_{G-C} .

B Equilibrium configurations with a bubble

To solve in general Equations (5) and (6) we start by posing:

$$\frac{L_{n+1,n} - L_0}{L_{n+1,n}} r_{n+1} r_n \sin \Delta \theta_n = s \quad (20)$$

In principle from (20) one can have $\Delta \theta_n = f(r_{n+1}, r_n, s)$. Substituting this function, for $\Delta \theta_n$ and $\Delta \theta_{n-1}$, in (5), one can obtain an equation $g(r_{n+1}, r_n, r_{n-1}, s) = 0$. Choosing the values of two contiguous sites r_m and r_{m+1} , the equilibrium configuration can be computed site by site. But, without any hint on the choice of the initial values for r_m and r_{m+1} , it is not possible to predict the structure along the chain of the configuration that will be found. It would be the analogous of computing a static solution of Eq. (1) with ‘‘initial conditions’’ on ϕ

chosen at random: the solution $\phi(x)$ will be oscillatory or will (unphysically) diverge for $x \rightarrow +\infty$ or $x \rightarrow -\infty$; the localized solution such that $\phi(x) \rightarrow \phi_{\pm}$ for $x \rightarrow \pm\infty$, where ϕ_+ and ϕ_- are two degenerate minima for U , requires exactly given “initial conditions”. We will show the way in which this problem can be solved and therefore how we can find a solution of Equations (5) and (6) constituting a nontopological localized excitation.

As we said in subsection 2.1, posing $L_{n+1,n} = \bar{L}$ (constant in n) we find, from Eqs. (5) and (6), an homogeneous equilibrium configuration with $r_n \equiv r$ and $\Delta\theta_n = \Delta\theta$ for given r and $\Delta\theta$; we consider here the case $\bar{L} < L_0$, that gives $r > R_0$ and $\Delta\theta < \Theta_0$. Substituting in (20) $r_{n+1} = r_n = r$ and $\Delta\theta_n = \Delta\theta$, together with $L_{n+1,n} = \bar{L}$, we find the corresponding value of s . With this value of s we now want to find a configuration such that $r_n \rightarrow r$ and $\Delta\theta_n \rightarrow \Delta\theta$ for $n \rightarrow \pm\infty$, with an open region in the middle. Then, for $n \rightarrow \pm\infty$ we write $r_n = r + \delta r_n$ and $\Delta\theta_n = \Delta\theta + \delta\theta_n$, we substitute in (20) and we expand in power series of δr_n , δr_{n+1} and $\delta\theta_n$, keeping only the first order terms. Therefore we have a linear equation from which we obtain:

$$\delta\theta_n = \gamma (\delta r_n + \delta r_{n+1}) \quad (21)$$

where the coefficient γ , that we do not write explicitly here, depends on r , $\Delta\theta$ and the parameters of the model. At this point we expand Eq. (5) in power series of δr_n , δr_{n+1} , δr_{n-1} , $\delta\theta_n$ and $\delta\theta_{n-1}$, we keep only the first order terms and we substitute $\delta\theta_n$ and $\delta\theta_{n-1}$ from (21). Then we obtain δr_{n+1} as a function of δr_n and δr_{n-1} , in the form:

$$\delta r_{n+1} = \eta \delta r_n - \delta r_{n-1} \quad (22)$$

Again, the coefficient η depends on r , $\Delta\theta$ and the parameters of the model. What is of interest here, for what will be said in a moment, is that, when $r > R_0$ and $\Delta\theta < \Theta_0$, it is always $\eta > 2$. If we now pose:

$$\vec{\delta r}_n = \begin{pmatrix} \delta r_n \\ \delta r_{n-1} \end{pmatrix} \quad (23)$$

then from (22), we can derive the matrix equation:

$$\vec{\delta r}_{n+1} = \begin{pmatrix} \eta & -1 \\ 1 & 0 \end{pmatrix} \vec{\delta r}_n \quad (24)$$

The eigenvalues of the matrix in (24) are given by:

$$\lambda_{\pm} = \frac{1}{2} \left[\eta \pm \sqrt{\eta^2 - 4} \right] \quad (25)$$

The eigenvalues are both real and positive since $\eta > 2$, and $\lambda_- = \frac{1}{\lambda_+}$, the matrix determinant being 1. Then $\lambda_+ > 1$ and $\lambda_- < 1$. We are therefore assured that, if for a given n_0 we take $\vec{\delta r}_{n_0}$ as the eigenvector corresponding to λ_+ , then for $n < n_0$ δr_n will tend exponentially to 0. Therefore, the strategy is to take such

a $\vec{\delta r}_{n_0}$, obviously of very small modulus to make the linear approximation in (20) and (5) valid, and then to compute $\Delta\theta_n$ and r_n for $n > n_0$ site by site from the complete equations (5) and (6). One will reach a maximum value of r_n for some n_1 , and for $n > n_1$ r_n will decrease; only in the cases where $r_{n_1-1} = r_{n_1+1}$ or $r_{n_1} = r_{n_1+1}$ a good localized solution, with $r_n \rightarrow r$ for $n \rightarrow +\infty$, will be obtained. In the first case we have an odd bubble, and in the second an even bubble. To fall in one of these two cases, it is sufficient to perform some tries adjusting the modulus of the initial vector $\vec{\delta r}_{n_0}$.

In this way, we have found that in a somewhat uncoiled chain ($\Delta\theta_n < \Theta_0$) there is an equilibrium configuration with $r_n \rightarrow r > R_0$ and $\Delta\theta_n \rightarrow \Delta\theta < \Theta_0$ for $n \rightarrow \pm\infty$, where in r the hydrogen bond represented by the Morse potential is only slightly stretched, and in the middle r_n is such that the hydrogen bond is completely broken (see Fig. 1).

As already explained, the qualitative picture is not changed in heterogeneous chains.

References

- [1] G. Gaeta, C. Reiss, M. Peyrard, and T. Dauxois, *Rivista del Nuovo Cimento* **17**, 1 (1994).
- [2] L. V. Yakushevich, *Nonlinear Physics of DNA*, (John Wiley and Sons, Chichester, UK, 1998).
- [3] R. Boesch and M. Peyrard, *Phys. Rev. B* **43**, 8491 (1991).
- [4] R. S. MacKay and S. Aubry, *Nonlinearity* **7**, 1623 (1994).
- [5] S. Aubry, *Physica D* **103**, 201 (1997).
- [6] S. Flach and C. R. Willis, *Phys. Rep.* **295**, 181 (1998).
- [7] R. Boesch, C. R. Willis, and M. El-Batanouny, *Phys. Rev. B* **40**, 2284 (1989).
- [8] S. Aubry and T. Cretegny, *Physica D* **119**, 34 (1998).
- [9] S. Flach and C. R. Willis, *Phys. Rev. Lett.* **72**, 1777 (1994).
- [10] Y. S. Kivshar, *Phys. Lett. A* **161**, 80 (1991).
- [11] G. Kalosakas, A. V. Zolotaryuk, G. P. Tsironis, and E. N. Economou, *Phys. Rev. E* **56**, 1088 (1997).
- [12] M. Salerno, *Phys. Rev. A* **44**, 5292 (1991).
- [13] S. A. Gredeskul and Y. S. Kivshar, *Phys. Rep.* **216**, 1 (1992).
- [14] M. Barbi, S. Cocco, and M. Peyrard, *Phys. Lett. A* **253**, 358 (1999).

- [15] M. Peyrard and A. R. Bishop, Phys. Rev. Lett. **62**, 2755 (1989).
- [16] D. Poland and H. R. Scheraga, *Theory of helix-coil transition in biopolymers*, (Acad. Press, New York, 1970).
- [17] R. M. Wartell and A. S. Benight, Phys. Rep. **126**, 67 (1985).
- [18] Y. Z. Chen and E. W. Prohofsky, Eur. Biophys. J. **25**, 9 (1996).
- [19] T. Dauxois, M. Peyrard, and A. R. Bishop, Phys. Rev. E **47**, R44 (1993).
- [20] D. Cule and T. Hwa, Phys. Rev. Lett. **79**, 2375 (1997).
- [21] Yong-li Zhang, Wei-Mou Zheng, Ji-Xing Liu, and Y. Z. Chen, Phys. Rev. E **56**, 7100 (1997).
- [22] A. Campa and A. Giansanti, Phys. Rev. E **58**, 3585 (1998).
- [23] A. Campa and A. Giansanti, J. Biol. Phys. **24**, 141 (1999).
- [24] M. Remoissenet, Phys. Rev. B **33**, 2386 (1986).
- [25] S. Cocco and R. Monasson, Phys. Rev. Lett. **83**, 5178 (1999).
- [26] Of course, with sufficiently long chains, the spectrum of phononic perturbations will include arbitrarily small eigenfrequencies (associated essentially to $\Delta\theta$ oscillations); however, this should not modify the substance of our results: the number and the characteristics of the eigenvectors associated to perturbations of the bubble should not change.
- [27] L. Casetti, Phys. Scr. **51**, 29 (1995).
- [28] R. Rajaraman, *Solitons and Instantons*, (North-Holland, Amsterdam, 1982).
- [29] T. Dauxois, M. Peyrard, and C. R. Willis, Phys. Rev. E **48**, 4768 (1993).
- [30] T. Dauxois and M. Peyrard, Phys. Rev. Lett. **70**, 3935 (1993).
- [31] O. Bang and M. Peyrard, Phys. Rev. E **53**, 4143 (1996).

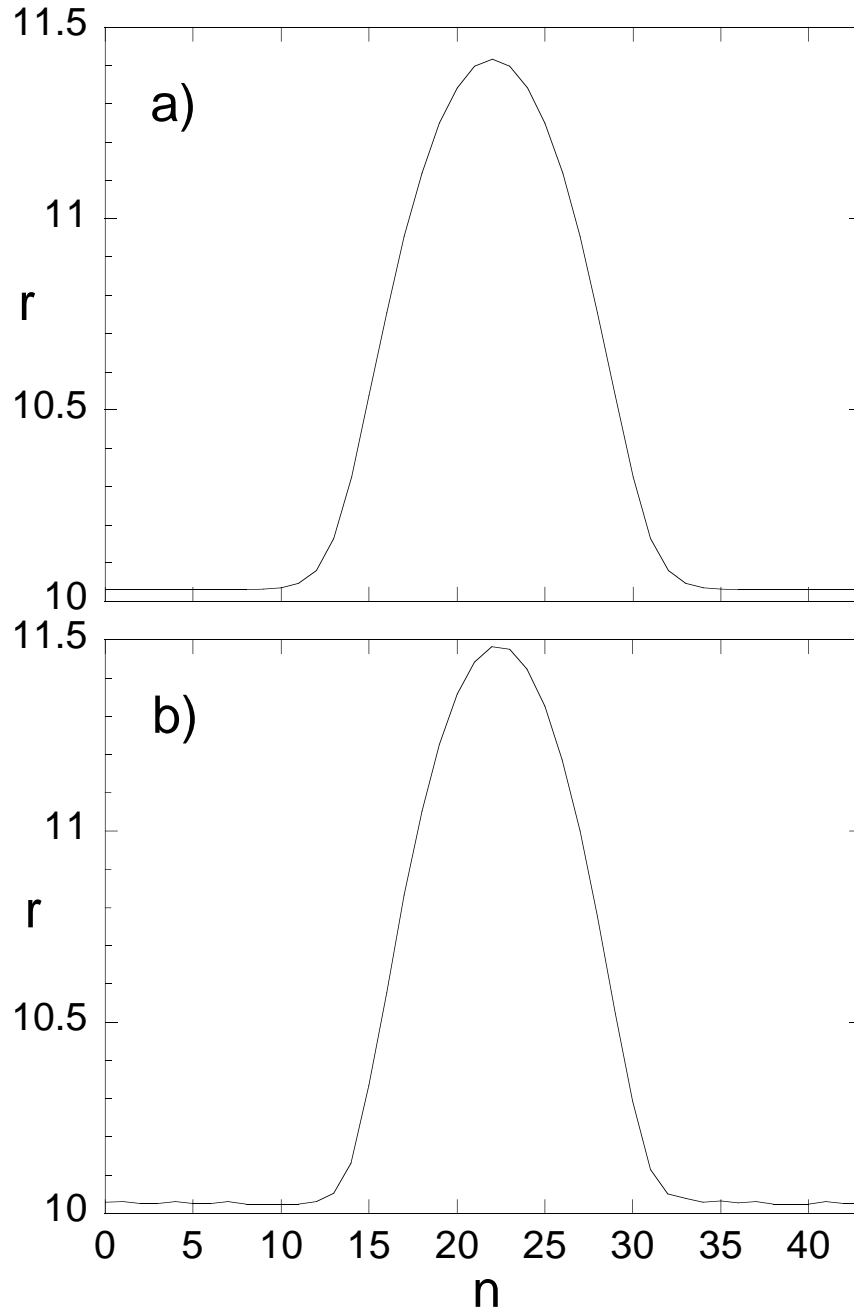


Figure 1: Equilibrium configurations for a homogeneous chain with $D_n = D_{A-T}$ for each n (a), and for a heterogeneous chain with a random choice of D_n . We show only the central region, that with the bubble. In this and in the figures from 3 to 7 the unit of length is Å.

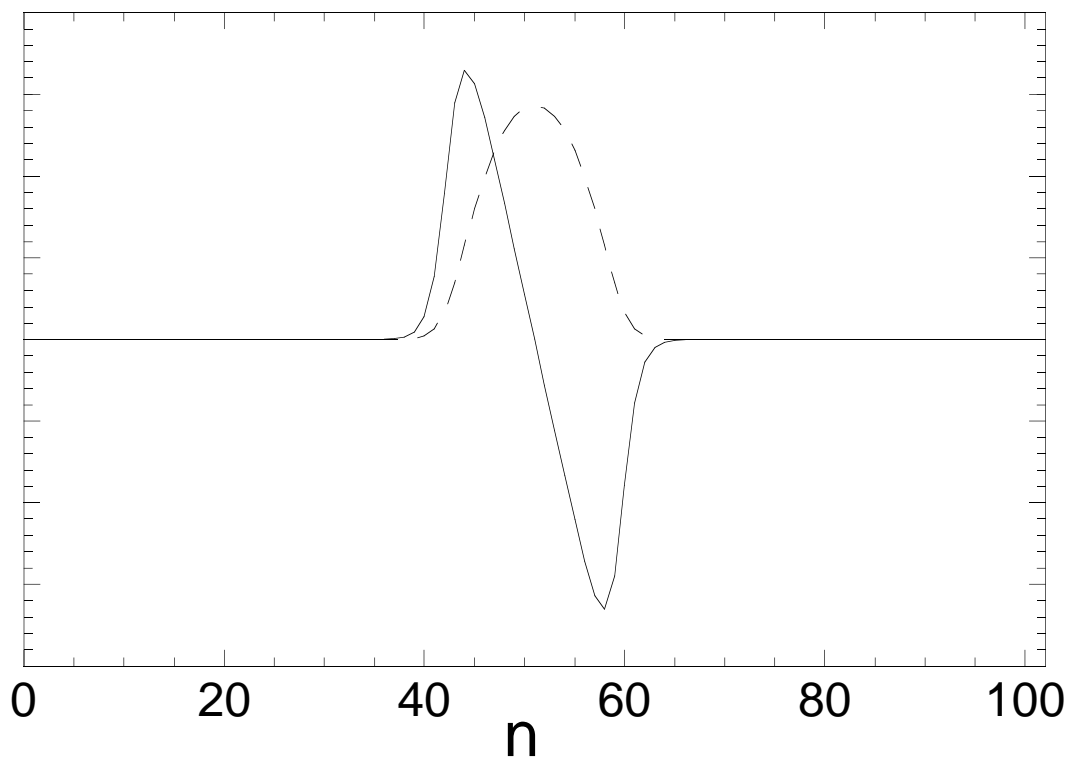


Figure 2: Eigenvector of the smallest eigenvalue of the hessian matrix of a homogeneous chain with 100 base pairs. The full line corresponds to the radial displacement r , while the dashed line to the transversal displacement $R_0\theta$. In the vertical axis we have arbitrary units.

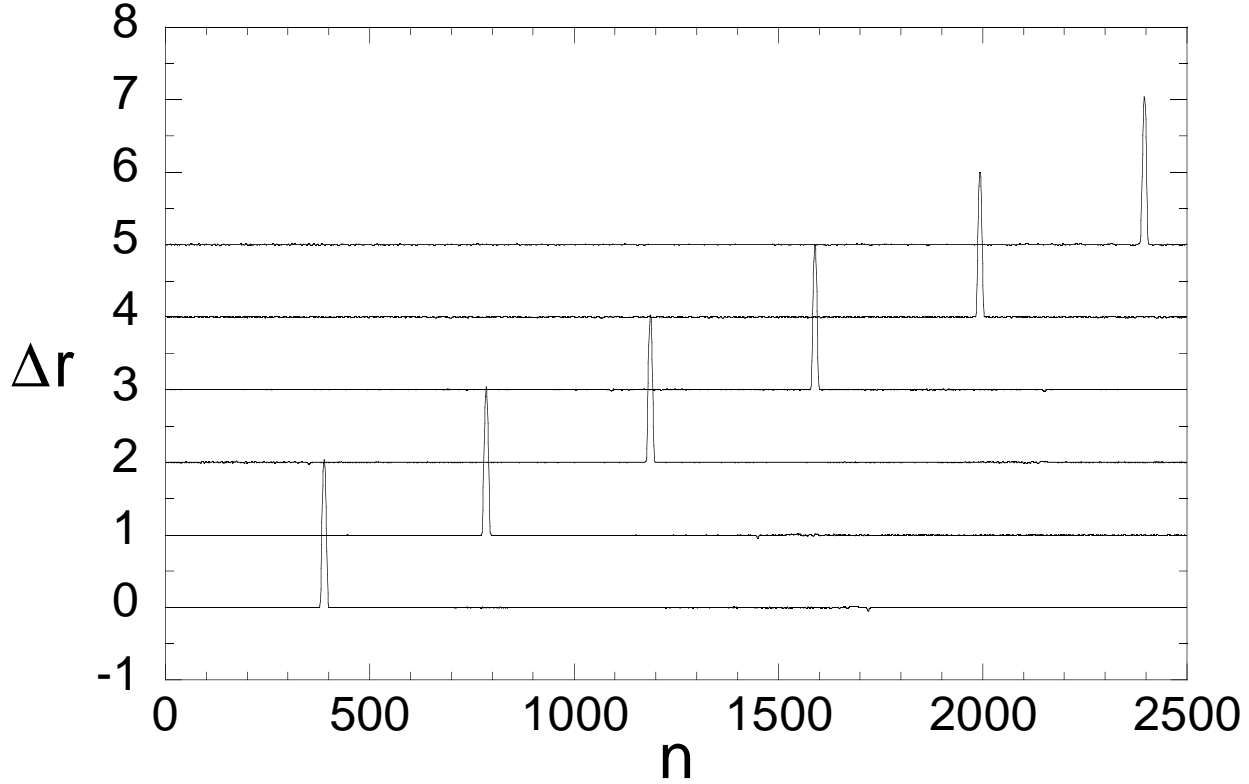


Figure 3: Successive configurations in a homogeneous chain (all D_n s equal to D_{A-T}) of 2500 base pairs initially at rest in the fundamental equilibrium configuration. In the vertical axis we have $\Delta r \equiv r - R_0$. The bubble travels towards the right. It has been formed by an unwinding given by an increase of 1.25 radians in θ_0 . In order to show all the configurations in a single graph, in the vertical position of each one there is an offset of 1 with respect to the previous.

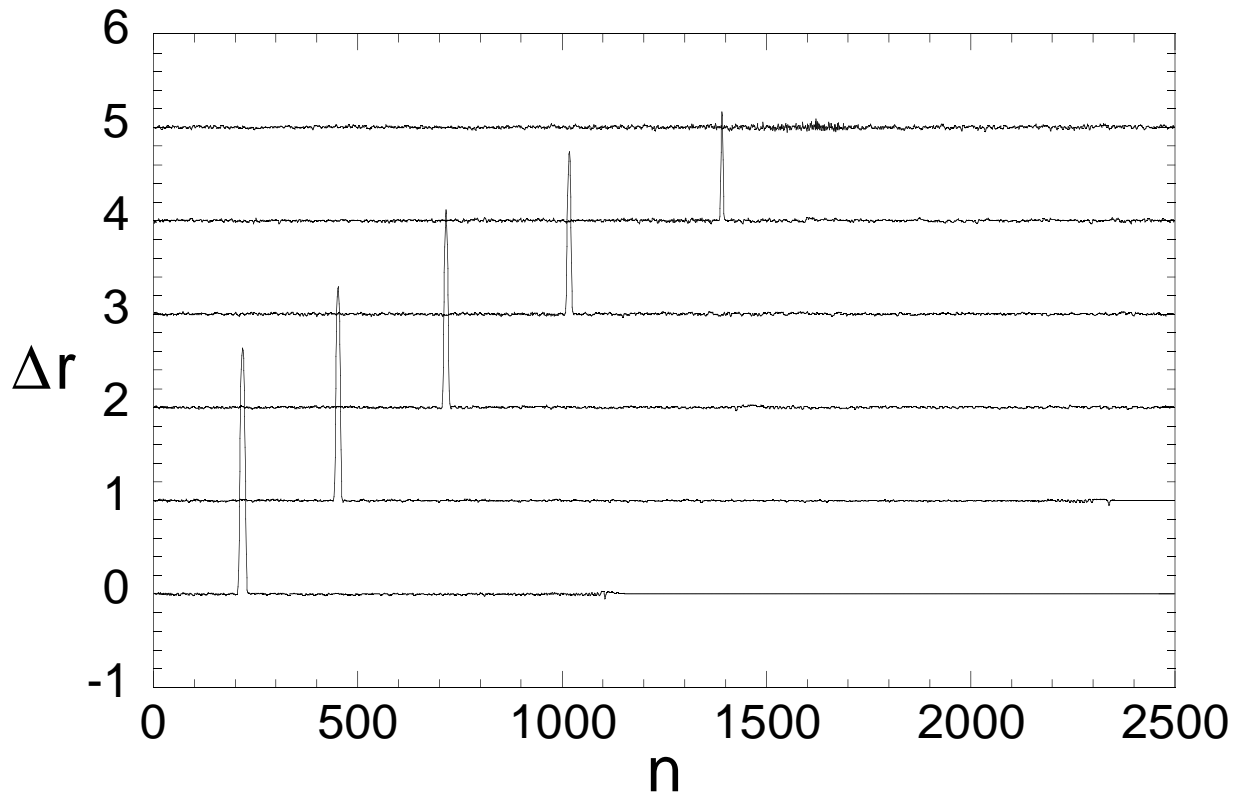


Figure 4: Same as Fig. 3, but for a heterogeneous chain, with random choice of the D_n s, and where θ_0 has been initially increased by 2 radians.

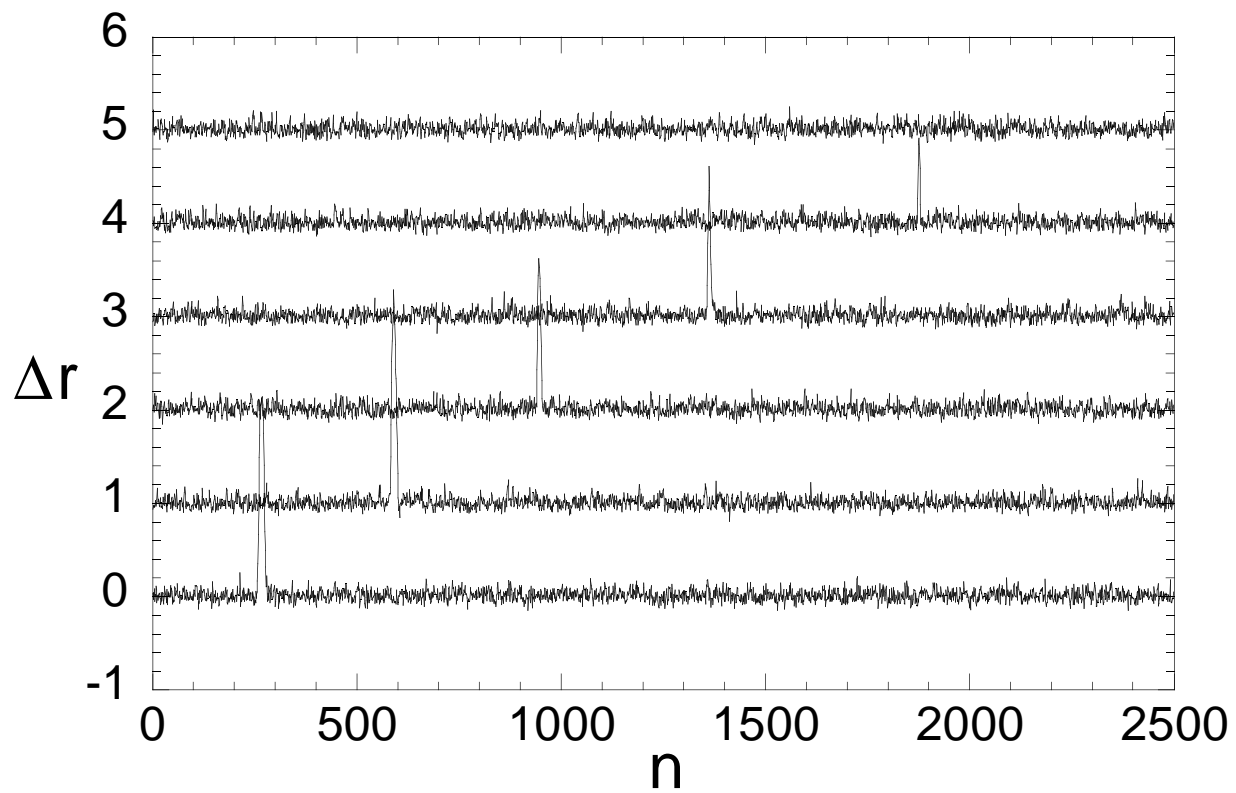


Figure 5: Same as Fig. 3, but for a chain in thermal equilibrium at 300 K, and where θ_0 has been initially increased by 2 radians.

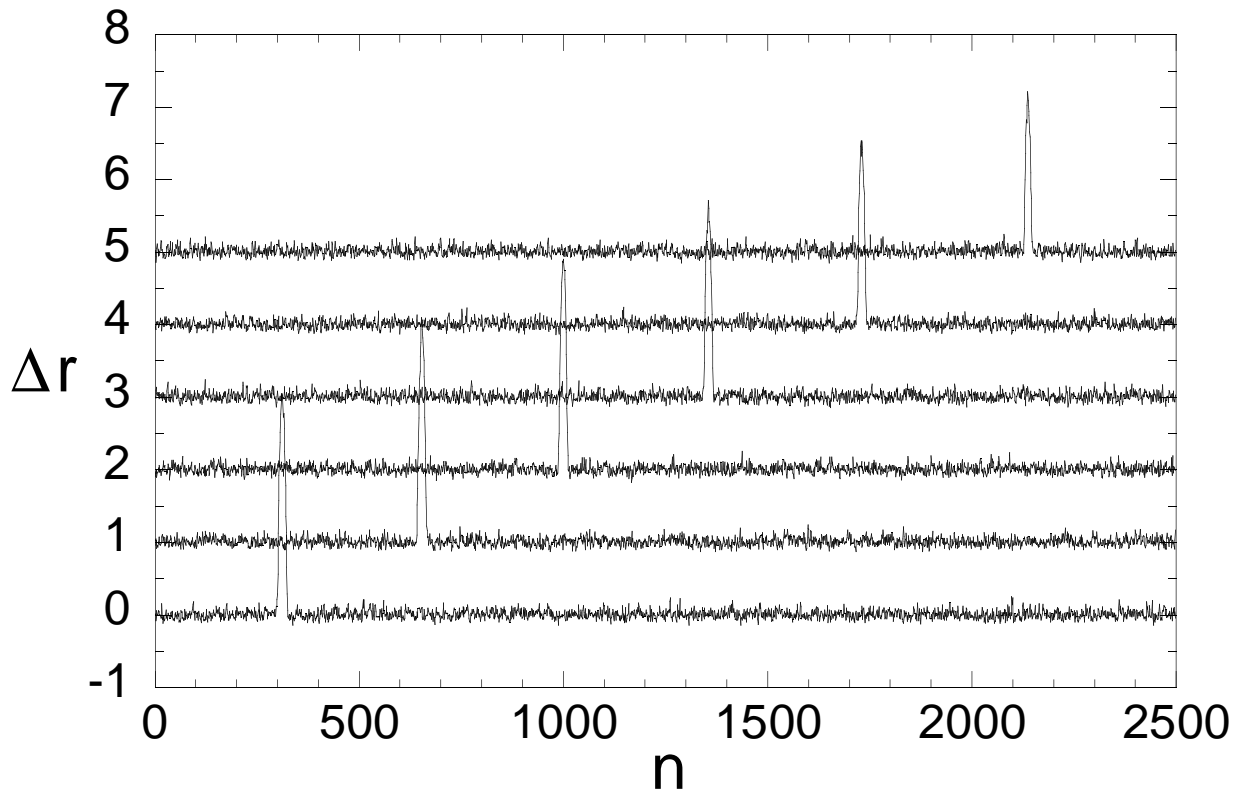


Figure 6: Same as Fig. 5, but with θ_0 initially increased by 2.8 radians.

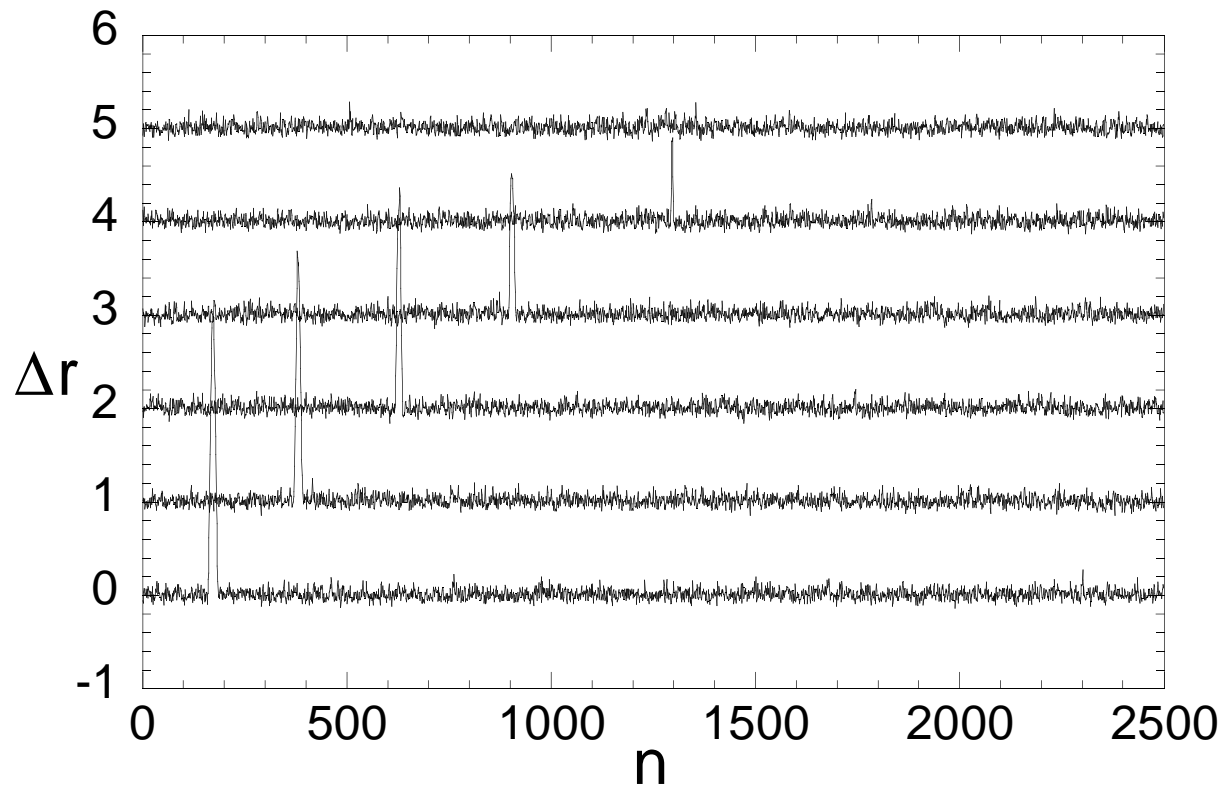


Figure 7: Successive configurations in the same heterogeneous chain of Fig. 4, but in thermal equilibrium at 300 K and with θ_0 initially increased by 2.8 radians.