

Extension of the Fluctuation-Dissipation theorem to the physical aging of a model glass-forming liquid

Francesco Sciortino and Piero Tartaglia

Dipartimento di Fisica, Università di Roma "La Sapienza" and Istituto Nazionale per la Fisica della Materia, Piazzale Aldo Moro 2, I-00185, Roma, Italy

(Draft: October 29, 2018)

We present evidence in favor of the possibility of treating an out-of-equilibrium supercooled simple liquid as a system in quasi-equilibrium. Two different temperatures, one controlled by the external bath and one internally selected by the system characterize the quasi-equilibrium state. The value of the internal temperature is explicitly calculated within the inherent structure thermodynamic formalism. We find that the internal temperature controls the relation between the response to an external perturbation and the long-time decay of fluctuations in the liquid.

In the last decade, several efforts have been devoted to the understanding of the glass-transition phenomenon [1–3], one of the open fundamental problems of condensed matter. In particular, the thermodynamics of supercooled liquids and the relations between dynamics and thermodynamics have received considerable interest. Novel approaches [4–8] and detailed analyses of computer generated configurations of supercooled liquids [9–13] are supporting and formalizing the picture — rooted in old ideas [14] — of a glass as a system trapped in one local free energy basin. Correspondingly, the equilibrium dynamics of deep supercooled liquids is interpreted as motion among different basins.

In this Letter, we show that the thermodynamic approach also allows us to interpret the behavior of supercooled model liquids under non-equilibrium (aging) situations. The model liquid we study is the Lennard Jones binary (80:20) mixture (BMLJ) which has been extensively investigated in the past [15,16]. The formalism we adopt is the so-called inherent structure (*IS*) formalism [17], which focus on the local minima of the potential energy surface and on the corresponding basins of attraction. In this formalism, each point in the $3N$ -dimensional configuration space is unambiguously associated to the basin of attraction of the closest *IS*. The configuration space is partitioned in a sum of basins (usually labeled according to the value e_{IS} of the potential energy in the *IS*) and the partition function is written as a sum of basin partition functions. In the thermodynamic limit, the system free energy $F(T)$ is written as [17,18]

$$F(T) = -TS_{conf}(e_{IS}(T)) + f_{basin}(T, e_{IS}(T)) \quad (1)$$

where $-TS_{conf}(e_{IS}(T))$ account for the entropic contribution arising from the number of basins of depth e_{IS} and $f_{basin}(T, e_{IS})$ describes the free energy of the system constrained in one characteristic e_{IS} basin. The separation of the free energy in two parts reflects the

separation of time scales which is observed in the supercooled liquid state. Indeed, the intra-basin dynamics is much faster (p s-time scale in real liquids) compared to the inter-basin dynamics (whose time scale diverges upon cooling). We stress that the *IS* expression for the liquid free energy, Eq. (1) is analogous to the free-energy, derived using the Thouless-Anderson-Palmer (TAP) [19] approximation in the p -spin models, once a basin is identified with one TAP solution and $f_{basin}(T, e_{IS})$ with the TAP free-energy.

In the case of glass-forming liquids, the intrabasin free-energy f_{basin} is usually written as $e_{IS} + f_{vib}(T, e_{IS})$ to separate the value of the potential energy in the minimum (e_{IS}) from the vibrational free-energy contribution. At low T , $f_{vib}(T, e_{IS})$ can be calculated in the harmonic approximation, expanding the potential energy around the *IS* configuration, as

$$f_{vib}(T, e_{IS}) = k_B T \sum_{i=1}^{3N-3} \ln(\hbar\omega_i(e_{IS})/k_B T) \quad (2)$$

where ω_i is the frequency of the i -th normal mode [20]. If all basins had the same curvature, then f_{vib} would be only function of T . In the BMLJ system, basins with different depth have different curvatures and hence f_{vib} is a function of both T and e_{IS} . Fig. 1 shows the T -dependence of $f_{basin}(T, e_{IS})$ in the harmonic approximation, for different e_{IS} values. Curves for different e_{IS} values are not parallel, since the basin curvatures depend on the basin depth, as shown in the inset of the same figure.

In equilibrium, at each temperature T_{eq} , the system populates basins of different depth $e_{IS}(T_{eq})$ [21]. The $e_{IS}(T_{eq})$ value is fixed by the condition of F being a minimum, i.e. by

$$\frac{\partial F}{\partial e_{IS}} = -T_{eq} \frac{\partial S_{conf}(e_{IS})}{\partial e_{IS}} + \frac{\partial f_{basin}(T_{eq}, e_{IS})}{\partial e_{IS}} = 0 \quad (3)$$

where the term $(\frac{\partial f_{basin}}{\partial e_{IS}})$ describes the free energy change associated to the change in the basin shape with e_{IS} and the term $(\frac{\partial S_{conf}}{\partial e_{IS}})$ describes the entropic change associated to the different basin degeneracy. As shown in Ref. [21], the onset of slow dynamics correlates with a sharp drop in the T -dependence of e_{IS} . This observation holds for all model systems studied so far. For the BMLJ system, the e_{IS} basins which are populated at the different temperatures (in the T -range accessible to equilibrium

simulations) are indicated in Fig. 1. As indicated by Eq. (3), the T -dependence of e_{IS} arises from a balance between the change of basin free energy and the change in configurational entropy. Of course, the monotonic relation $e_{IS}(T_{eq})$ can be inverted to give the temperature at which the equilibrium system populates basins of depth e_{IS} , $T_{eq}(e_{IS})$ [22].

The analysis of the non-equilibrium dynamics presented in this Letter is based on the assumption that the separation of intrabasin and interbasin time scales — which characterize equilibrium supercooled liquid states — retains its validity during aging. In particular, we assume that after a temperature jump from T_i to T_f , the vibrational intrabasin dynamics thermalizes quickly to the thermostat value T_f . The thermalization of the entire system is instead very slow, requiring a search for the low energy minima. Such a search in configuration space, which is the essence of the aging phenomenon in liquids, is so slow that quasi-equilibration on basins of depth e_{IS} might be faster than the decrease of the e_{IS} value.

In the case of BMLJ, the out-of-equilibrium dynamics following a T -jump have been recently studied [23,22]. Ref. [22] indeed suggested the possibility that the equilibration in configuration space proceeds via quasi-equilibrium steps. The proposed equilibration process is schematically depicted with arrows in Fig. 1, for the case of a jump from $T_i = 0.8$ to $T_f = 0.25$. In a time much shorter than the any basin change, f_{basin} assumes the value characteristic of the final temperature (full line arrow in Fig. 1). The fast equilibration of the intra-basin degrees of freedom is then followed by a much slower process (dashed arrow in Fig. 1) during which the system populates deeper and deeper e_{IS} levels. For the BMLJ case, $e_{IS}(t)$ after a T -jump is reported in Fig. 2.

If the hypothesis of quasi-equilibrium is correct, then we can ask which is the value of the internal temperature $T_{int}(e_{IS}, T_f)$ selected by the system when it is populating basins of depth e_{IS} [24]. To calculate $T_{int}(e_{IS}, T_f)$, we again search for solutions of Eq. (3) but, in contrast to the equilibrium case, we consider the value e_{IS} to be fixed and solve for the unknown temperature, obtaining

$$T_{int}(e_{IS}, T_f) = \frac{1 + \frac{\partial}{\partial e_{IS}} f_{vib}(T_f, e_{IS})}{\frac{\partial}{\partial e_{IS}} S_{conf}(e_{IS})} \quad (4)$$

Note that, differently from Eq. (3), f_{vib} is now evaluated at the thermostat temperature T_f , since the fast intrabasin degrees of freedom are already thermalized to T_f . This expression for T_{int} coincides with the expression proposed by Franz and Virasoro [25] in the context of p -spin systems, once the basin free energy is identified with the TAP free energy. We note that $\frac{\partial S_{conf}}{\partial e_{IS}}$ can be evaluated from equilibrium conditions Eq. (3), and thus, once a model for f_{vib} is chosen, $T_{int}(e_{IS}, T_f)$ can be calculated. If T_f is small (as it usually is), the harmonic

approximation for f_{vib} can be confidently used. In this case, from Eq. (4) and Eq. (3) we obtain

$$T_{int}(e_{IS}, T_f) = \frac{1 + k_B T_f \sum_i \frac{\partial \ln[\hbar\omega_i/k_B T_f]}{\partial e_{IS}}}{1 + k_B T_{eq}(e_{IS}) \sum_i \frac{\partial \ln[\hbar\omega_i/k_B T_{eq}]}{\partial e_{IS}}} T_{eq}(e_{IS}) \quad (5)$$

Fig. 2-left shows $T_{int}(e_{IS}, T_f)$ for the BMLJ system. We note that, if basin curvatures were independent on the e_{IS} value, then the derivatives in Eq. (5) would be zero. Hence, $T_{int}(e_{IS}, T_f)$ would not depend of T_f and T_{int} would coincide with $T_{eq}(e_{IS})$. In this limit, T_{int} plays the same role as the fictive temperature introduced in the analysis of experimental data in aging systems [26]. We note in passing that an important by-product of the present approach is a free-energy expression for an out-of-equilibrium liquid, that depends only on e_{IS} and T_f . Such expression offers a detailed interpretation of the free energy expression for glassy systems proposed in recent years [7].

To test the predictions of Eq. (4-5) — i.e. the assumption of quasi-equilibrium in the aging system — we study the response of the liquid, described by an Hamiltonian H_0 , to an external perturbation switched on at $t = t_w$. If the perturbation adds the term $H_P = -V_o B(\mathbf{r}^N) \theta(t - t_w)$ to the Hamiltonian (where $\theta(t)$ is the Heaviside step function), linear response theory predicts that the time evolution of any variable $A(\mathbf{r}^N)$ conjugated to B is given by [27]

$$\langle A(\tau) \rangle = -\frac{V_o}{k_B T} [\langle A(\tau) B(0) \rangle_0 - \langle A(0) B(0) \rangle_0] \quad (6)$$

where $\tau \equiv t - t_w$, $\langle \dots \rangle$ is the ensemble average over the perturbed system ($H_0 + H_P$) and $\langle \dots \rangle_0$ is the ensemble average over the unperturbed system (H_0). We chose $B \equiv (\rho_{\mathbf{k}}^\alpha + \rho_{\mathbf{k}}^{\alpha*})$, where $\rho_{\mathbf{k}}^\alpha \equiv \sum_i^{N_\alpha} e^{i\mathbf{k}\cdot\mathbf{r}_i^\alpha} / \sqrt{N}$ is the Fourier transform component of the density of α particles at wavevector \mathbf{k} , and study the response of $A \equiv \rho_{\mathbf{k}}^\alpha$. In this case, $\langle A(t) B(0) \rangle_0$ coincides with the dynamical structure factor $S_{\mathbf{k}}^{\alpha\alpha}(t) \equiv \langle \rho_{\mathbf{k}}^\alpha(t) \rho_{\mathbf{k}}^{\alpha*}(0) \rangle_0$. Thus, with the present choice of A and B , linear response theory predicts [27]

$$\langle \rho_{\mathbf{k}}^\alpha(\tau) \rangle = -\frac{V_o}{k_B T} [S_{\mathbf{k}}^{\alpha\alpha}(\tau) - S_{\mathbf{k}}^{\alpha\alpha}(0)] \quad (7)$$

Eq. (7) — also referred as fluctuation-dissipation theorem — is particularly relevant for our purposes, since it predicts that the response of the system is proportional to T^{-1} and thus offers an *independent* way to confirm the validity of the quasi-equilibrium hypothesis. Indeed, the quasi-equilibrium hypothesis predicts that for short times (i.e. in the time region where the correlation function assumes values between the value in zero and the plateau value) the relation between correlation

and response, Eq. (7), should be controlled by $V_o/k_B T_f$, since the intrabasin dynamics is probed. Similarly, for long times (i.e. in the time region where the correlation function assumes values smaller than the plateau value) the relation should be controlled by $V_o/k_B T_{int}$, since the inter-basin dynamics is now probed. Thus, we predict that switching on the perturbing field when the system is populating basins of depth e_{IS} , the calculated T_{int} should coincide with the temperature at which the system responds to the external perturbation for times longer than the vibrational dynamics.

Fig. 3-left shows $S_{\mathbf{k}}^{\alpha\alpha}(\tau)$ and $\rho_{\mathbf{k}}^{\alpha}(\tau)$ for two different t_w , for the BMLJ case, with $T_i = 0.8$ and $T_f = 0.25$. The reported data are averaged over 300 different quench-realizations and over more than 60 different independent perturbations H_P (but with the same k modulus) for each quench-realization [28]. Both $S_{\mathbf{k}}^{\alpha\alpha}(\tau)$ and $\rho_{\mathbf{k}}^{\alpha}(\tau)$ show the two-step relaxation characteristic of the super-cooled state, which has been associated to the separation of intra-basin and inter-basin motion. Fig. 3-right shows the corresponding response vs. correlation plots, Eq. (7). At short time (intra-basin motion) $\rho_{\mathbf{k}}(t)$ vs. $S_{\mathbf{k}}(t)$ is linear with the expected T_f^{-1} slope, properly describing the equilibrium condition of the vibrational dynamics with the external reservoir. At larger times, the intra basin motion sets-in and indeed the slope of $\rho_{\mathbf{k}}^{\alpha}(\tau)$ vs. $S_{\mathbf{k}}^{\alpha\alpha}(\tau)$ becomes controlled by T_{int}^{-1} . As shown in Fig. 3, the slope of the response vs. correlation plots are extremely well predicted by Eq. (5).

The good agreement between the internal temperature selected by the system, as measured by the amplitude of the response of the aging system to the external perturbation, and the temperature predicted theoretically using the IS formalism supports the main hypothesis on which our analysis is based, i.e. the validity of the quasi-equilibrium condition. The quality of the agreement is also a positive test on the validity of the IS formalism and of the proposed free energy expression. This Letter suggests that an aging liquid, notwithstanding its out-of-equilibrium condition, can still be described as a system in quasi-equilibrium, at the expenses of introducing an internal temperature which is a function both of the thermostat temperature and of the (t -dependent) state of the system — expressed by its e_{IS} value. Eq. (4) more precisely defines the concept of fictive temperature, usually defined by the experimentalist as the temperature at which the ergodicity of the system was broken [26]. Eq. (4) clarifies that T_{int} is function also of T_f . We stress that the detailed analysis presented in this Letter for a structural glass is conceptually identical to the analysis performed in recent years to describe the out of equilibrium dynamics of disordered spin models [29], even though we prefer to present our results in terms of extended validity (as opposed to violation) of the fluctuation dissipation theorem. Tests of the mean-field theory on finite-size disordered p -spin system also support the

validity of the thermodynamic approach [30]. As noted for the case of disordered spin-systems [25], the measurement of the internal temperature in aging experiments [31] may provide information, once properly interpreted, on $\partial S_{conf}/\partial e_{IS}$ i.e. on structural properties of the system which control the equilibrium dynamics as well. Finally, we call attention on the fact that the time window accessed by the numerical experiments is very different from the experimental one. Measurements of the internal temperature in aging experiments are very important to assess the range of validity of the presented approach.

FS gratefully acknowledges very stimulating discussions with S. Franz. We also thank A. Crisanti, S. Ciuchi, W. Kob, G. Parisi, G. Ruocco and F. Starr.

-
- [1] P. G. Debenedetti, *Metastable Liquids* (Princeton Univ. Press, Princeton, 1997).
 - [2] For recent reviews see articles in *Science* **267**, (1995) and M.D. Ediger, C.A. Angell and S.R. Nagel, *J. Phys. Chem* **100**, 13200 (1996).
 - [3] W. Götze, *J. Phys.: Condens. Matter* **11**, A1 (1999).
 - [4] M. Mézard and G. Parisi, *J. Phys. Cond. Matter* **11**, A157 (1999) M. Cardenas, S. Franz and G. Parisi, *J. Chem. Phys.* **110**, 1726 (1999).
 - [5] S. Franz and G. Parisi, *Phys. Rev. Lett.* **79**, 2486 (1997).
 - [6] A. Coniglio, A. de Candia, A. Fierro and M. Nicodemi *J. Phys.: Condens. Matter* **11**, A167 (1999).
 - [7] Th. M. Nieuwenhuizen, *Phys. Rev. Lett.* **80**, 5580 (1998); *ibid.* **79**, 1317 (1997).
 - [8] R. Speedy, *J. Phys.: Conds. Matter* **10**, 4185 (1998); R. Speedy, *J. Phys. Chem. B* **103**, 4060 (1999).
 - [9] A. Heuer, *Phys. Rev. Lett.* **78**, 4051 (1997); S. Buechner and A. Heuer, *Phys. Rev. E.* **60**, 6507 (1999).
 - [10] T. Schröder, S. Sastry, J. Dyre and S. Glotzer, *J. Chem. Phys.* 112,9834 (2000);
 - [11] B. Coluzzi, Ph.D Thesis, University of Roma La Sapienza (1999). B. Coluzzi, P. Verrocchio and G. Parisi, *Phys. Rev. Lett.* **84**, 306 (2000)
 - [12] F. Sciortino, W. Kob and P. Tartaglia, *Phys. Rev. Lett.* **83**, 3214 (1999).
 - [13] S. Sastry, *Phys. Rev. Letts.* (in press) (2000).
 - [14] M. Goldstein, *J. Chem. Phys.* **51**, 3728 (1969).
 - [15] W. Kob and H.C. Andersen, *Phys. Rev. Lett.* **73**, 1376, (1994); *Phys. Rev. E* **51**, 4626 (1995); *Phys. Rev. E* **52**, 4134 (1995). M. Nauroth and W. Kob, *ibid.* **55**, 675 (1997); T. Gleim, W. Kob, and K. Binder, *Phys. Rev. Lett.* **81**, 4404 (1998).
 - [16] The system is composed by $N = 1000$ particles of a Lennard Jones (LJ) binary (80:20) mixture with interaction parameters chosen so that the liquid does not crystallize and does not demix. The LJ parameters (ϵ, σ) of the majority component are the units of energy and length used in this Letter. This model has been extensively studied in the past [15] since it does not crystal-

lize. It has been shown that the atomic dynamics is well described by mode coupling theory [3], with a critical temperature T_c equal to 0.435 [15].

- [17] F.H. Stillinger and T.A. Weber, *Phys. Rev. A* **25**, 978 (1982); *Science* **225**, 983 (1984). F. H. Stillinger, *Science*, **267**, 1935 (1995).
- [18] The adopted IS formalism is for the NVT ensemble. Generalization to NPT does not pose particular problems. The description we present in this Letter refers to a constant V . Thus, it is based on one internal parameter (in the language of Davies and Jones [R.O. Davies and G.O. Jones, *Adv. in Physics* **2**, 370 (1953).]), which we identify with e_{IS} .
- [19] D.J. Thouless, P.W. Anderson and R.G. Palmer, *Phil. Mag.*, **35** 593 (1977). A. Crisanti, H. Horner and H.J. Sommers, *Z. Phys. B* **92**, 257 (1993).
- [20] ω_i can be calculated by diagonalizing the Hessian matrix evaluated at the IS configuration (a local minimum of the potential energy).
- [21] S. Sastry, P. G. Debenedetti, and F. H. Stillinger, *Nature* **393**, 554 (1998). See also H. Jonsson and H.C. Andersen, *Phys. Rev. Lett.* **60**, 2295 (1988).
- [22] W. Kob, F. Sciortino, and P. Tartaglia, *Europhys. Lett.* **49**, 590 (2000).
- [23] J.L. Barrat and W. Kob, *Europhys. Lett.* **49**, 590 (2000); W. Kob and J.L. Barrat, *Europhys. J. B* (in press).
- [24] L. Cugliandolo, K. Kurchan, L. Peliti, *Phys. Rev. E*, **55**, 3898 (1997).
- [25] A detailed interpretation of this relation is given in S. Franz, M. A. Virasoro, *J. Phys. A* **33**, 891 (2000).
- [26] For a review see for example I. Hodge, *J. Non-Cryst. Solids* **131**, 435 (1991); **169**, 211 (1994).
- [27] J.P. Hansen and I.R. McDonald, *Theory of Simple Liquids* (Academic Press, London, 1986), 2nd Edition.
- [28] We have equilibrated 300 independent configurations at $T = 0.8$ in the NVT ensemble (Nosé-Hoover thermostat). Each of the configuration has been quenched to $T_f = 0.25$ by changing at $t = 0$ the thermostat temperature to T_f . The thermostat constant is chosen in such a way that, within 1000 MD steps, the average kinetic energy thermalizes to T_f . Configurations after $t_w = 1024$ and $t_w = 16386$ MD steps have been saved. Each of the saved configurations has been used as starting configuration for 60 independent simulations (each of them lasting 10^5 MD steps) with Hamiltonian $H + H_P$ ($V_o = 0.2$), each of them with a different \mathbf{k} vector. $|\mathbf{k}|$ has been constrained to the value 6.7, the location of the first minimum of $S_{\mathbf{k}}^{\alpha\alpha}$. The total number of MD step requested in the reported calculations is thus the total number of configurations (300) times the number of different perturbations (60), times the number of MD step of each of them (10^5), times number of studied t_w (2). The calculation has requested a cluster of 12 alpha processors running full time for about 6 months.
- [29] L. F. Cugliandolo and J. Kurchan, *Phys. Rev. Lett.* **71**, 173 (1993).
- [30] A. Crisanti and F. Ritort, cond-mat/9911226. see also A. Crisanti and F. Ritort, *Europhysics Lett.* (in press)
- [31] T. S. Grigera and N. E. Israeloff, *Phys. Rev. Lett.* **83**, 5038 (1999).

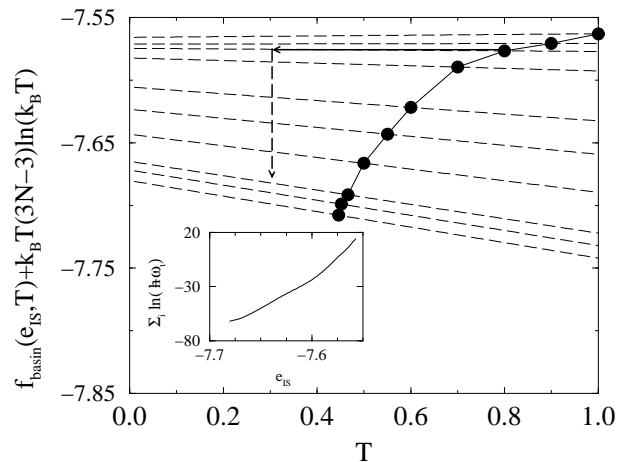


FIG. 1. Basin free energy for the BMLJ system in harmonic approximation. Each of the dashed line shows $f_{basin}(e_{IS}, T)$ for one specific e_{IS} value (the corresponding e_{IS} value coincides with the $T = 0$ value of f_{basin}). In all curves, the e_{IS} -independent contribution $(3N - 3)k_B T \ln(k_B T)$ (see Eq.2) has not been included for clarity reasons. Filled circles are the equilibrium values $f_{basin}(e_{IS}(T_{eq}), T_{eq})$. The arrows indicate the path followed by the system after a quench from $T_i = 0.8$ to $T_f = 0.25$. The inset shows the e_{IS} -dependence of $\sum_{i=1}^{3N-3} \ln(\hbar\omega_i)$. The value of \hbar is such that the dimension of $\hbar\omega$ (as well as the dimension of $k_B T$) are in units of the LJ potential depth [16].

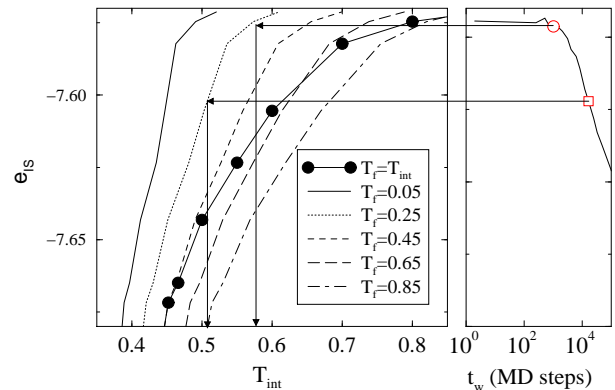


FIG. 2. Left: Solutions of Eq. (4) for several T_f values for the studied BMLJ system. Right: e_{IS} as a function of time, following a T -jump from $T_i = 0.8$ to $T_f = 0.25$. The arrows show graphically the procedure which connects the $e_{IS}(t)$ value to the T_{int} value, once T_f is known. Note that if the curvature of the basins were independent on e_{IS} , then curves for different T_f would all coincide with $T_{eq}(e_{IS})$ (filled symbols).

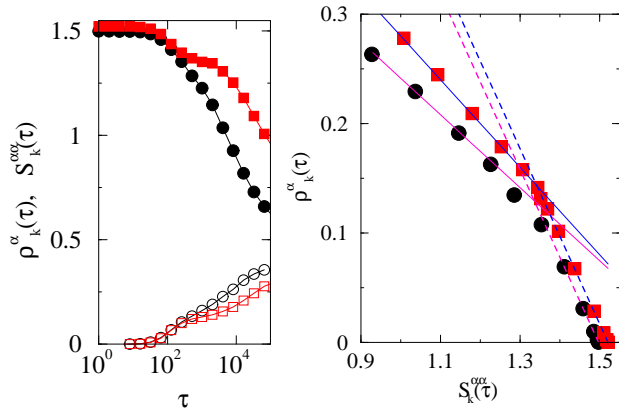


FIG. 3. Left: time dependence of the response (ρ_k^α , open symbols) and correlation function ($S_k^{\alpha\alpha}$, filled symbols) for $t_w = 1024$ (circles) and $t_w = 16384$ (squares). Right: parametric plot (in τ) of ρ_k^α vs $S_k^{\alpha\alpha}$ for the two studied t_w . Dashed lines have slope $V_o/k_B T_f$, thick lines have slope $V_o/k_B T_{int}$. The two T_{int} values can be read from Fig.2. The modulus of k is 6.7 [28].