

Soundwave Anomalies in $\text{SrCu}_2(\text{BO}_3)_2$

S.Zherlitsyn⁽¹⁾, S.Schmidt⁽¹⁾, B.Wolf⁽¹⁾, H.Schwenk⁽¹⁾, B.Lüthi⁽¹⁾,
H.Kageyama⁽²⁾, K.Onizuka⁽²⁾, Y.Ueda⁽²⁾, K.Ueda⁽²⁾

⁽¹⁾Physikalisches Institut, Universität Frankfurt, D-60054 Frankfurt, Germany

⁽²⁾Institute for Solid State Physics, University of Tokyo, Roppongi 7 - 22 - 1, Tokyo 106 - 8666, Japan
(August 23, 2019)

The temperature and high magnetic field dependence of the longitudinal soundwave mode c_{11} in the two dimensional dimer system $\text{SrCu}_2(\text{BO}_3)_2$ is presented. $c_{11}(T)$ shows anomalies due to strong interdimer spin-strain coupling. We can quantitatively interpret the temperature dependence of $c_{11}(T)$ together with the magnetic susceptibility $\chi_m(T)$ with a molecular field approximation of coupled dimer triplets. The sound velocity up to 50T shows very sharp softening between the magnetization plateaus at low temperature. We argue that these pronounced effects arise from a resonant interaction between the phonons and the magnetic excitations which show softening between the plateaus.

PACS numbers: 62.65.+k, 75.10.Jm, 75.40.Cx

The physics of low dimensional spin systems is full of surprises. In zero magnetic field one finds gapped ground states for antiferromagnetic Heisenberg chains with integer spins [1] or for dimerised spin 1/2 systems (e.g. spin-Peierls systems [2]) or for spin 1/2 two leg ladders [3] to name just a few examples. Also in the presence of a magnetic field instead of a smooth magnetization curve one has found for some classes of materials [4] magnetization plateaus for rational fractions of the saturation magnetization. Examples given are the quasi one dimensional Ni-compounds [5], NH_4CuCl_3 [6] and the two dimensional $\text{SrCu}_2(\text{BO}_3)_2$ [7].

This latter compound has a two dimensional structure which consists of alternately stacked CuBO_3 - and Sr- layers. Within the CuBO_3 plane the Cu^{2+} - Cu^{2+} dimers are orthogonally connected giving rise to an exact orthogonal dimer ground state [8]. This system is topologically equivalent to the Shastry-Sutherland model [9]. In the inset of figure 1 two orthogonal dimers with the important exchange interactions J, J' are shown. Numerical evaluation of the corresponding Hamiltonian gives $J = 100\text{K}$, $J' = 68\text{K}$ [8,10,11]. These authors also noted that the value $J'/J = 0.68$ is very close to the value of a quantum phase transition (≈ 0.7).

In this letter we report the following new features for this compound: (1) The longitudinal elastic constant c_{11} exhibits a strong temperature dependence which allows to study the strain dependence and the elastic coupling between the Cu-dimers. An important result of this analysis leads to an estimate for a possible structural phase transition. (2) The sound velocity in high magnetic fields up to 50T exhibits characteristic features related to the magnetization plateaus, very sharp minima before successive plateaus. A resonant interaction between the soundwave and the gap modes which soften between the plateaus might be responsible for these anomalies. This evidence is a direct proof for the softening of the magnetic excitation between the plateaus. A theoretical treatment for these effects especially a calculation of the magnetic

excitation is lacking so far.

In figure 1 and 2 we show the magnetic susceptibility and the elastic constant c_{11} as a function of temperature. Both thermodynamic quantities exhibit features typical for a low dimensional spin gap system.

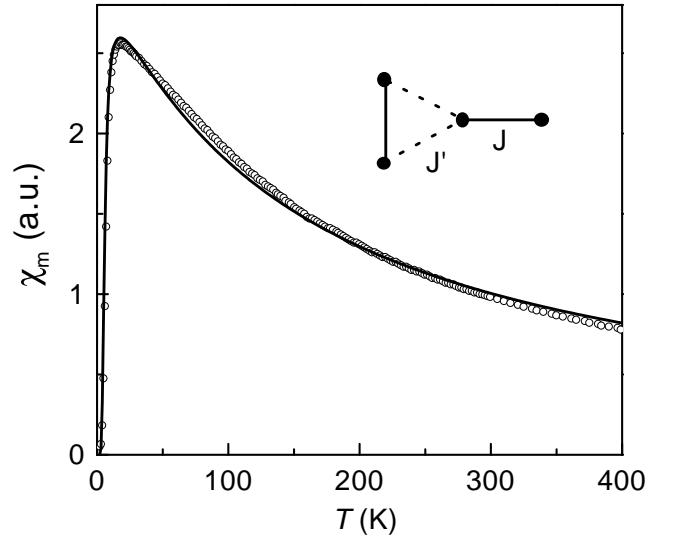


FIG. 1. Temperature dependence of magnetic susceptibility. Open circles: experiment from reference [7], full line: fit with expression equation (1). Inset: two neighboring dimers with exchange interactions J, J' .

The magnetic susceptibility χ_m , published before [7,8] has a maximum at $T_{max} = 18\text{K}$ and a strong decrease for lower temperatures indicative for a spin gap system. At high temperatures a Curie-Weiss behaviour with $\Theta = (J + 4J')/4 = 93\text{K}$ is observed. For the following it is interesting to note that a RPA-molecular field expression [12]

$$\chi_m = \chi_o / (1 - j\chi_o) \quad (1)$$

gives a rather good fit for $T < 300\text{K}$. χ_o is the magnetic susceptibility of an isolated dimer, a singlet - triplet sys-

tem: $\chi_0 = 2e^{-\Delta/kT}/kTZ$ with Z the partition function. The fit gives a singlet - triplet gap for thermodynamic quantities $\Delta = 29\text{K}$ rather close to the accepted value of 30K [8] and $j = -273\text{K}$. The inter dimer coupling is $j = 4J'$ as expected [8]. Instead of starting with the Hamiltonian with the parameters J, J' [8] we used directly the dimer susceptibility χ_0 with the renormalized value for $\Delta = 29\text{K} < J = 100\text{K}$.

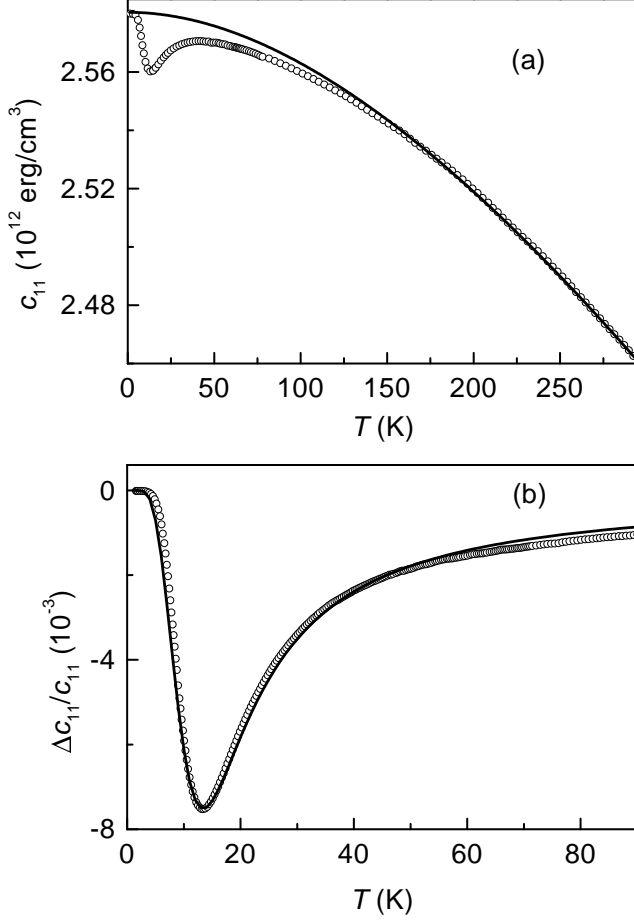


FIG. 2. (a) Temperature dependence of the c_{11} mode. Full line is background $c_{11}^0(T)$ as described in the text. The ultrasonic frequency was 98MHz . (b) $(c_{11}(T) - c_{11}^0(T))/c_{11}^0(T = 0)$ as a function of temperature. Open circles: experiment, full line: fit from eq.(2).

In figure 2 we show the temperature dependence of the longitudinal constant c_{11} . For this mode the polarization and the propagation is along $[100]$. With the sound velocity v and the mass density $\rho = 4.1\text{g/cm}^3$ one gets $c_{11} = \rho v^2$. In figure 2(a) we plot $c_{11}(T)$ together with the temperature dependent background $c_{11}^0(T)$ taken from an empirical evaluation [13]. Similar to the magnetic susceptibility χ_m we can interpret the temperature dependence of the elastic constant c_{11} with an analogous RPA expression [14]. In analogy to the magnetic susceptibility which is the response function of the magnetization to an applied field we can define the strain susceptibility which

is the response function to an applied strain. The elastic constant reads:

$$c_{11}(T) = c_{11}^0(T) - G^2 \chi_{str} \quad \text{with} \quad \chi_{str} = \chi_s / (1 - K \chi_s) \quad (2)$$

χ_s is the strain susceptibility of a single dimer

$$\chi_s = \frac{\partial^2 F}{\partial \epsilon^2} = \frac{3e^{-\Delta/kT}}{kTZ^2} \quad (3)$$

and K is the strength of the ($k = 0$) dimer - dimer interaction. The effective interaction K can be mediated e.g. by phonons.

In figure 2(b) we compare $\Delta c_{11}/c_{11} = (c_{11}(T) - c_{11}^0(T))/c_{11}^0(T = 0)$ with a fit to χ_{str} using the same $\Delta = 29\text{K}$. Here the minimum of the elastic constant is at $T_{min} = 13\text{K}$ and the coupling constant $K = 23.8\text{K}$. The fit is also very good. This analysis shows that with a 3 times larger coupling constant K a structural transition would take place. The single dimer coupling constant $G = \partial \Delta / \partial \epsilon$ which measures the strain dependence of the singlet - triplet gap amounts to $G \approx 900\text{K}$ (with $c^0(T = 0) = 25.8 \cdot 10^{11} \text{erg/cm}^3$ at low temperature and the number of dimers $n = 0.74 \cdot 10^{22} \text{cm}^{-3}$). So this simple RPA expressions account correctly for the T_{max} and T_{min} in χ_m and χ_{str} respectively. It also gives a good overall fit for χ_m and c_{11} using the same singlet - triplet gap. It further shows that the strain interactions are very important for this dimer compound.

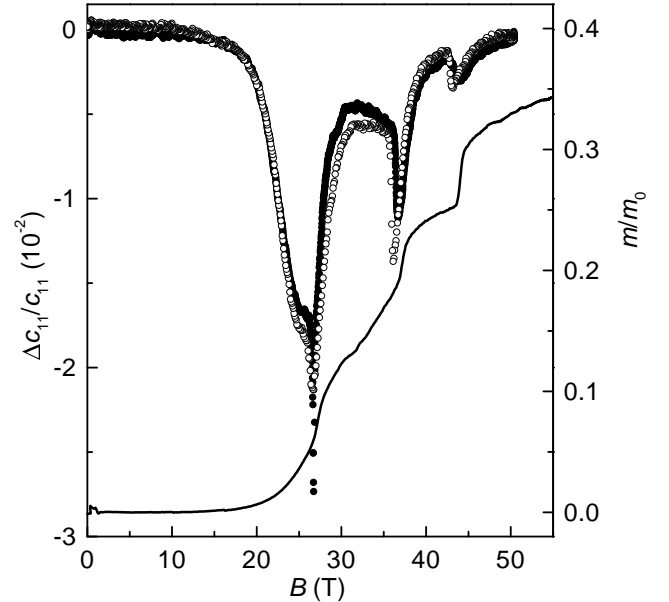


FIG. 3. Relative change of the elastic constant c_{11} for the magnetic field sweep up (solid circles) and sweep down (open circles) measured at $T = 1.5\text{K}$. Field dependence of relative magnetization m/m_0 at the same temperature is also shown (solid line). Here m_0 is a saturation value of the magnetization. The magnetic field is applied along the a -axis. The elastic constant minima occur between the magnetization plateaus.

Now we proceed to the magnetic field dependence. In figure 3 we show the relative change of the same elastic constant c_{11} as a function of magnetic field up to 50T at 1.5K. The ultrasonic technique recently developed for pulsed fields is described elsewhere [15]. In the present case the rise time of the pulse is 8ms and the total pulse duration is 24ms. In figure 3 both curves for field up and down are shown. No substantial heating effects are discernible, we estimate it to $\Delta T < 0.5\text{K}$. For 1.5K we observe a broad minimum at 25T followed by very sharp minima at 27T, 36T and 42T. In this figure the magnetization for the same temperature is also included. It clearly exhibits magnetization plateaus for $m/m_0 = 1/8$, $1/4$ and $1/3$. It is seen that the sound velocity minima are in the region where the magnetization changes from one plateau to the next one.

The broad minimum at 25T arises possibly from localised triplet excitations. Existence of a strong spin-phonon coupling was pointed out recently by Ueda and Miyahara [16]. If the spin-phonon coupling is strong enough there is the possibility of the formation of a self-trapped triplet, a bound complex of triplet excitation and local distortion (triplet-phonon-bound state). The energy of the self trapped triplet excitations is lower than the usual triplet branch, which may explain this broad minimum.

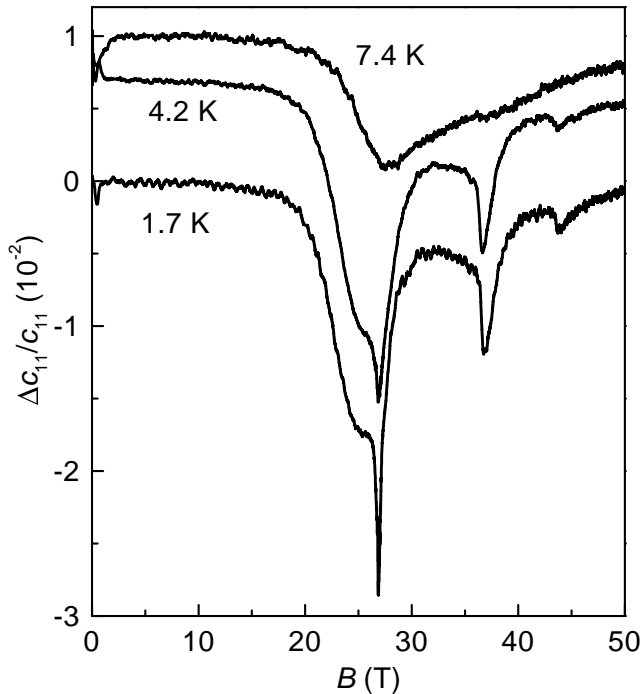


FIG. 4. Relative change of the elastic constant c_{11} versus magnetic field at three different temperatures. Only field sweeps up are shown. The curves were shifted arbitrarily for the sake of clarity.

The first strong softening at 27T is due to the interaction between the soundwave and the soft triplet branch.

Inelastic neutron scattering determined $\Delta = 35\text{K}$ [17]. This leads to a softening at 27T with $g = 2$ in agreement with our observation. The same effect we observed recently in $(\text{VO})_2\text{P}_2\text{O}_7$ [18]. The evolution of this sound velocity minimum with temperature is the same in both substances: Comparing $\Delta c_{11}/c_{11}$ for 1.7K and 7.4K we observe a shift to higher fields and a broadening with increasing temperature. This is seen in figure 4 where the field dependence of the relative elastic constant is plotted for different temperatures. The sharp minima between the plateaus disappear rapidly with increasing temperature and at 7.4K only the first minimum survives.

We can estimate again the coupling constant $\partial\Delta/\partial\epsilon$ from the softening of the first triplet at 27T where $\Delta c_{11}/c_{11} \approx 2.8\%$. Since the first magnetic excitation shows no dispersion [17] we can again use the free energy of weakly coupled dimers. We get $\partial\Delta/\partial\epsilon \approx 700\text{K}$ in rough agreement with the estimate from the c_{11} temperature dependence given above. This indicates that both effects are due to an exchange striction coupling.

Now we discuss the additional step minima effects at 36T and 42T, the steep minima before each plateau ($m/m_0 = 1/4, 1/3$). We argue that these are likewise resonant effects between the sound wave and the corresponding soft mode before the plateau is reached. Within the plateau the excitation modes have a gap, thus keeping the magnetization constant. While we are not aware of any theory describing these excitation modes and its interaction with the elastic modes we can give the field dependence of our sound velocities between the plateaus: $\Delta c_{11}/c_{11} \propto (B - B_c)^\gamma$ with $\gamma \approx 0.5$ for the resonances before the plateaus for $B > B_c$ at $m/m_0 = 1/4, 1/3$.

In summary we have given temperature and field dependencies of a longitudinal elastic constant in the two dimensional compound $\text{SrCu}_2(\text{BO}_3)_2$. We find considerable phonon induced dimer - dimer coupling and a strain dependence of the singlet - triplet gap of 700-900K in rough agreement with exchange striction coupling constants ($\partial J/\partial\epsilon \approx -9J$) [14]. The sharp softening of c_{11} between the plateaus indicates a resonant interaction with the magnetic excitation spectrum which softens between the plateaus. Further investigations of other elastic modes can help in elucidating the strain - magnetic excitation interaction in this material. It is clear that phonon effects are very important in this compound. A more detailed theoretical treatment of this interaction and of the magnetic excitations is needed.

This research was supported in part by a grant from BMBF 13N6581A/3 and by a Grant-in-Aid for Encouragement Young Scientists from the Ministry of Education, Science, Sports and Culture, Japan. A helpful discussion with G.S.Uhrig is gratefully acknowledged.

- [1] F.D.M. Haldane, Phys. Lett. **A93**, 464 (1983); Phys. Rev. Lett. **50**, 1153 (1983).
- [2] for a review see J.P. Boucher and L.P. Regnault, J. Phys. I France **6**, 1939 (1996).
- [3] for a review of ladder systems see E. Dagotto, T.M. Rice, Science **271**, 618 (1996).
- [4] M. Oshikawa, M. Yamanaka, and I. Affleck, Phys. Rev. Lett. **78**, 1984 (1997);
K. Totsuka, Eur. Phys. J. **B5**, 705 (1998).
- [5] R. Sato et al., J.M.M.M. **177-181**, 645 (1998).
- [6] W. Shiramura et al., J. Phys. Soc. Japan **67**, 1548 (1998).
- [7] H. Kagayama et al., Phys. Rev. Lett. **82**, 3168 (1999).
- [8] S. Miyahara and K. Ueda, Phys. Rev. Lett. **82**, 3701 (1999).
- [9] B.S. Shastry and B. Sutherland, Physica B **108**, 1069 (1981).
- [10] S. Miyahara and K. Ueda, Phys. Rev. B **61**, 3417 (2000).
- [11] Z. Weihong et al., Phys. Rev. Lett. **60**, 6608 (1999).
- [12] R.M. White, Quantum Theory of Magnetism (Springer, Berlin 1983).
- [13] Y.P. Varshni, Phys. Rev. B **2**, 3952 (1970).
- [14] B. Lüthi in Dynamical Properties of Solids Vol. 3, edited by G.K. Horton and A.A. Maradudin (North-Holland, Amsterdam 1980).
- [15] B. Wolf et al., Europhys. Lett. **48**, 182 (1999).
- [16] K. Ueda and S. Miyahara, to be publ.
- [17] H. Kageyama et al., to be publ.
- [18] B. Wolf et al., J. Appl. Phys. **87** (2000).