

Kondo effect in a magnetic field and the magnetoresistivity of Kondo alloys

T. A. Costi

Institut Laue–Langevin, 6 rue Jules Horowitz, B.P. 156, 38042 Grenoble Cedex 9, France

The effect of a magnetic field on the spectral density of a $S = 1/2$ Kondo impurity is investigated at zero and finite temperatures by using Wilson’s numerical renormalization group method. A splitting of the total spectral density is found for fields larger than a critical value $H_c(T = 0) \approx 0.5T_K$, where T_K is the Kondo scale. The splitting correlates with a peak in the magnetoresistivity of dilute magnetic alloys which we calculate and compare with the experiments on $\text{Ce}_x\text{La}_{1-x}\text{Al}_2$, $x = 0.0063$. The linear magnetoconductance of quantum dots exhibiting the Kondo effect is also calculated.

PACS numbers: 71.27.+a, 75.20.Hr, 72.15.Qm, 85.30.Vw

The Kondo effect of a magnetic impurity interacting antiferromagnetically with conduction electrons has been the subject of theoretical and experimental investigations for several decades [1]. It is most clearly manifested in the resistivity of electrons scattering from magnetic impurities in dilute magnetic alloys, such as $\text{Ce}_x\text{La}_{1-x}\text{Al}_2$, $x = 0.0063$ [2], in which the resistivity shows an anomalous increase with decreasing temperature below a very low temperature T_K , the Kondo temperature, which is a scale determined by the many–body interactions. The phenomenon has recently acquired renewed interest in several contexts including transport through strongly interacting quantum dots [3], and in the context of the dynamical mean field theory of strongly correlated lattice models [4]. Although the thermodynamics of the Kondo model is well understood from exact solutions via the Bethe–Ansatz (BA) [5], spectral and transport properties have proven more difficult to calculate reliably, especially in the crossover region $T \approx T_K$ where, neither perturbation theory about the Fermi liquid fixed point at $T \ll T_K$, nor perturbation theory about the free fixed point at $T \gg T_K$, is adequate. A non–perturbative approach, such as the numerical renormalization group (NRG) method [6], is required to describe this crossover region. Recent developments in the NRG have yielded the zero field spectral and transport properties of the Anderson model in the Kondo regime [7,8]. However, at finite magnetic fields, there are still very few calculations of these properties for a Kondo impurity [9,10]. In this paper we calculate the field and temperature dependence of the Kondo resonance and the magnetoresistivity of a $S = 1/2$ Kondo impurity directly from the Kondo model by using the NRG method. The results are compared with available experimental data on dilute magnetic alloys. We also calculate the equilibrium magnetoconductance of a quantum dot in the Kondo regime.

Model— Our starting point is the $S = 1/2$ Kondo model, which, for the purposes of this section, we write in the more general form of an anisotropic exchange [11]

$$\mathcal{H} = \sum_{k,\sigma} \epsilon_k c_{k\sigma}^\dagger c_{k\sigma} + \frac{J_\perp}{2} \sum_{kk'} (c_{k\uparrow}^\dagger c_{k'\downarrow} S^- + c_{k\downarrow}^\dagger c_{k'\uparrow} S^+) + \frac{J_\parallel}{2} \sum_{kk'} (c_{k\uparrow}^\dagger c_{k'\uparrow} - c_{k\downarrow}^\dagger c_{k'\downarrow}) S^z + g\mu_B H S_z, \quad (1)$$

The first term represents non–interacting conduction electrons and the second and third terms represent an exchange interaction between a localized spin $1/2$ and the conduction electrons with strength J_\perp, J_\parallel . The magnetic field, H , is taken to couple only to the impurity spin [12]. In the following we set $g = \mu_B = k_B = 1$. The magnetoresistivity can be obtained from the \mathcal{T} –matrix for electrons of spin σ scattering from a Kondo impurity [9]. This is defined by the identity [1] $\mathcal{G}_{k,k',\sigma}(\omega) = \delta_{k,k'} \mathcal{G}_{k,k',\sigma}^0(\omega) + \mathcal{G}_{k,k,\sigma}^0(\omega) \mathcal{T}_\sigma(\omega) \mathcal{G}_{k',k',\sigma}^0(\omega)$, where $\mathcal{G}_{k,k',\sigma}(\omega) = \langle\langle c_{k,\sigma}; c_{k',\sigma}^\dagger \rangle\rangle$ is the retarded conduction electron Green function and $\mathcal{G}_{k,k',\sigma}^0(\omega)$ is the corresponding unperturbed Green function. The \mathcal{T} –matrix is local due the local nature of the exchange interaction in (1). The impurity spectral density, $A(\omega, T, H)$, giving the Kondo resonance is the sum of up spin and down spin impurity spectral densities, $A(\omega, T, H) = \sum_\sigma A_\sigma(\omega, T, H)$, where

$$A_\sigma(\omega, T, H) = -\frac{1}{\pi} \text{Im } \mathcal{T}_\sigma(\omega + i\delta, T, H). \quad (2)$$

The linear response magnetoresistivity, $\rho(T, H)$, due to a small concentration, $c \ll 1$, of Kondo impurities is given by

$$\rho^{-1}(T, H) = \frac{ne^2}{2m} \sum_\sigma \int_{-\infty}^{+\infty} d\omega \tau_\sigma(\omega, T, H) \left(-\frac{\partial f}{\partial \omega} \right), \quad (3)$$

where $\tau_\sigma^{-1}(\omega, T, H) = cA_\sigma(\omega, T, H)$ is the transport time of electrons of spin σ , f is the Fermi function and m, n and e are the mass, concentration and charge, respectively, of the conduction electrons. An expression for the \mathcal{T} –matrix is easily derived by considering the equation of motion of the Green function $\mathcal{G}_{k,k',\sigma}$. The result is

$$\mathcal{T}_\sigma(\omega) = \frac{J_\parallel}{2} \langle S_z \rangle + \langle\langle O_\sigma; O_\sigma^\dagger \rangle\rangle, \\ O_\sigma = \frac{J_\perp}{2} c_{0,-\sigma} S^{-\sigma} + \sigma \frac{J_\parallel}{2} c_{0,\sigma} S_z$$

where $c_{0,\sigma} = \sum_k c_{k,\sigma}$. This expression is also useful for calculating the properties of the Kondo lattice model via the dynamical mean field theory.

Knowledge of the T -matrix also allows the magneto-conductance of a quantum dot in the Kondo regime to be calculated. The current, I , through such a quantum dot attached to two leads with chemical potentials $\pm eV/2$ in the presence of a magnetic field H is given by $I(T, H, V) = \frac{e}{\hbar} \sum_{\sigma} \int_{-\infty}^{+\infty} A_{\sigma}^{\text{neq}}(\omega, T, H, V) (f(\omega + eV/2) - f(\omega - eV/2))$, where $A_{\sigma}^{\text{neq}}(\omega, T, H, V)$ is the spectral density of the dot generalized to a non-equilibrium situation $V > 0$ [13]. A non-equilibrium approach is required to calculate $A_{\sigma}^{\text{neq}}(\omega, T, H, V)$ [14]. In experiments on quantum dots it is, however, possible to access the linear regime where $|e|V \ll T_K, H$ [3] and the relevant quantity is then the linear magnetoconductance $G(T, H) = G(T, H, V = 0) = \lim_{V \rightarrow 0} dI/dV$,

$$G(T, H) = \frac{e^2}{\hbar} \sum_{\sigma} \int_{-\infty}^{+\infty} d\omega A_{\sigma}(\omega, T, H) \left(-\frac{\partial f(\omega)}{\partial \omega} \right). \quad (4)$$

NRG calculations for $G(T, H = 0)$ have been compared with experimental results on quantum dots in the Kondo regime and good agreement has been found [3]. Here, we present the field dependence of $G(T, H)$ in the strong correlation limit Kondo regime of a quantum dot.

Method— The technique we use to calculate $A_{\sigma}(\omega, T, H)$ is Wilson’s NRG method [6] extended to finite temperature dynamics [7]. This is a non-perturbative method which gives the excitations and eigenstates of \mathcal{H} at a decreasing set of energy scales $\omega_N = \Lambda^{-\frac{N-1}{2}}$, ($N = 1, 2, \dots, \Lambda > 1$), logarithmically spaced about the Fermi level $\epsilon_F = 0$. It thereby allows a direct calculation of dynamic quantities, such as $A_{\sigma}(\omega, T, H)$, at a corresponding set of frequencies, $\omega \sim \omega_N$, and temperatures, $k_B T = T_N \sim \omega_N$, via the Lehmann representation. For further details see [8]. Accuracy is discussed below.

Calculations— We now restrict ourselves to the case of relevance to Kondo alloys and quantum dots, $J = J_{\perp} = J_{\parallel} \ll D$, with $D = 1$ the half-bandwidth of the unperturbed conduction electron density of states per spin, $N(\omega)$, which we take to be a semi-elliptic. The number of states retained per NRG iteration was 462 and a discretization parameter of $\Lambda = 1.5$ was used. We used $J/D = 0.3$, $N(0)J = 0.19$ for all calculations, giving a Kondo scale of $T_K = 0.0072$, as deduced from the half-width at half-maximum (HWHM) of the Kondo resonance at $T = 0$ (Fig. 1). We shall use this definition of T_K throughout this paper. As expected, it is of the same order of magnitude as the expression $T'_K = D(N(0)J)^{1/2} e^{-1/N(0)J} \approx 0.0023$, which is valid for weak coupling $N(0)J \ll 1$.

T-dependence of the Kondo resonance— The temperature dependence of the Kondo resonance in zero magnetic field is shown in Fig. 1. This is also known via NRG

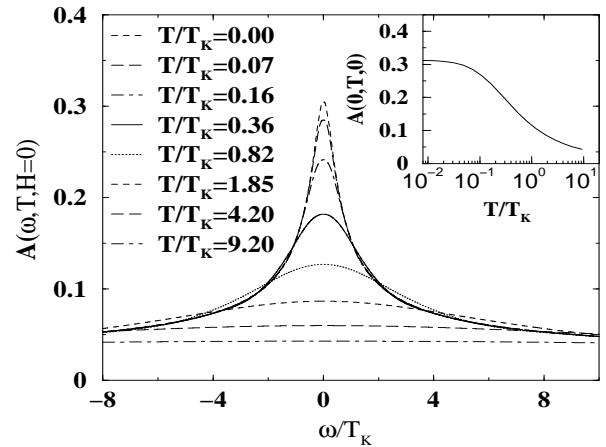


FIG. 1. Temperature dependence of the Kondo resonance at $H = 0$ calculated from Eq. (2). The inset shows the peak height as a function of temperature.

calculations on the Anderson impurity model [7]. By carrying out calculations on the Kondo model we can focus more explicitly on the many-body aspects of this temperature dependence. The inset shows that the height of the resonance, which initially falls slowly at $T \ll T_K$ (as $A(0, 0, 0)(1 - \alpha(T/T_K)^2)$), decreases approximately logarithmically in a small range $0.1T_K < T < T_K$ close to T_K , with T_K defined from the HWHM of the $T = 0$ resonance. The resonance falls to half its $T = 0$ peak height at $T \approx 0.5T_K$. The $\omega = T = 0$ value satisfies, for both zero and finite magnetic fields (see Fig. 2 below), the Fermi liquid relation (Friedel sum rule)

$$A_{\sigma}(\omega = 0, T = 0, H) = \frac{1}{\pi^2 N(0)} \sin^2 \delta_{\sigma}(H), \quad (5)$$

where $\delta_{\sigma}(H)$ is the field dependent phase shift for electrons scattering from the impurity. This can be deduced from the Anderson impurity model [15], of which the Kondo model is the low energy part, or, by assuming a local Fermi liquid description for the Kondo model [16]. It provides a useful test on the accuracy of the calculations. On noting that the zero field phase shift in the Kondo model is $\pi/2$, we have $A(0, 0, 0) = \sum_{\sigma} A_{\sigma}(0, 0, 0) = 1/\pi = 0.3183$. The numerical result gives 0.3109 resulting in a relative error of 2%.

H-dependence of the Kondo resonance—The Kondo resonance “splits” in a large enough magnetic field—in the sense that the curvature in the *total* impurity spectral density at $\omega = 0$ changes sign above a certain field, see Fig. 3. Fig. 2 shows the evolution of the up spin part $A_{\uparrow}(\omega, T, H)$ at $T = 0$ as a function of field ($A_{\downarrow}(\omega, T, H) = A_{\uparrow}(-\omega, T, H)$). The value at the Fermi level, given by Eq. (5), probes the field dependent phase shift $\delta_{\uparrow}(H)$. This has been calculated exactly from the BA solution of the Kondo model [5] by Andrei [17], via its relation, $\delta_{\uparrow}(H) = \frac{\pi}{2}(1 - 2M_i(H))$, to the impurity magnetization $M_i(H)$. The inset to Fig. 2

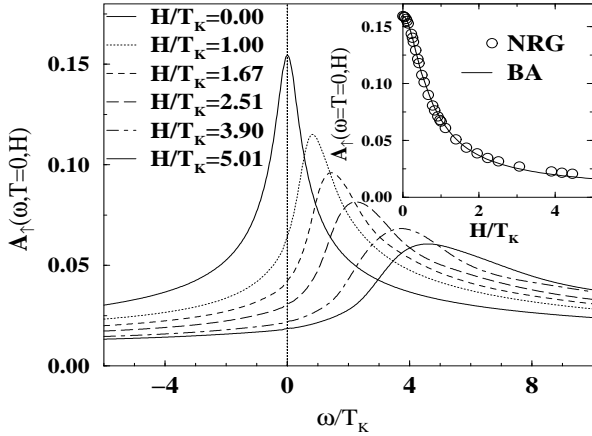


FIG. 2. The up spin component of the Kondo resonance at $T = 0$ for several magnetic fields. The inset compares the NRG and BA (BA) values for $A_{\uparrow}(\omega = T = 0, H)$ for finite fields.

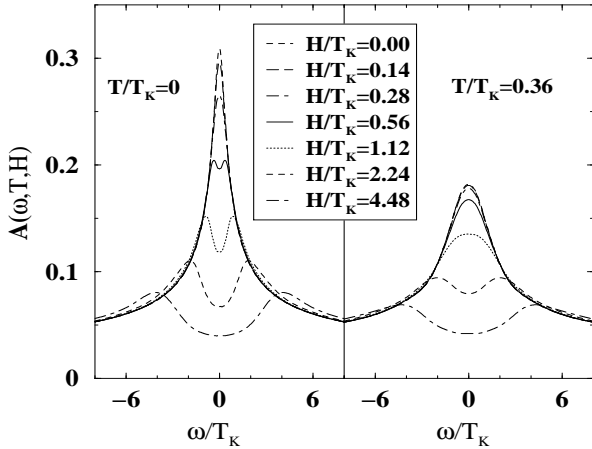


FIG. 3. Splitting of the Kondo resonance with increasing magnetic field at $T = 0$ and $T/T_K = 0.36$.

shows very good agreement between the NRG and BA for $A_{\uparrow}(\omega = 0, T = 0, H)$ for fields up to $5T_K$. The same 2% known error in the NRG result for the Friedel sum rule at $H = 0$ was assumed for all fields and corrected for in the comparison. We estimate the shift, $E_0(H)$, of the maximum in $A_{\uparrow}(\omega, T = 0, H)$ to be $E_0(H) = H$ at $H \ll T_K$ and $E_0(H) \approx 0.85H \pm 0.1H$ for $H > T_K$.

The Kondo resonance depends strongly on temperature and field, so it is not a priori clear that the total spectral density will split in any magnetic field either at $T = 0$ or at higher temperatures. This depends on the competition between the reduction in height of the up spin and down spin components and their outward shift as a function of field. That this happens above a critical field, H_c , can be seen from Fig. 3 for two cases: $T = 0$ and $T/T_K = 0.36$. Experimental evidence for this splitting comes from the temperature dependence of the magnetoresistivity of Kondo impurities, which we shall discuss below. Point contact spectroscopy on di-

lute Kondo alloys [18] also indicates this splitting. At very low temperatures $T < 0.25T_K$ we find that H_c is close to its $T = 0$ value, $0.5T_K$, and at higher temperatures is linear in temperature ($H_c(T) \approx 3T$). We can compare these results with those obtained from a recent calculation of the one-spin density of excitations for the Kondo model at $T = 0$ [10]. The low energy behaviour of this quantity should be close to the true spectral density $A_{\sigma}(\omega \rightarrow 0, T = 0, H)$. For $H_c(T = 0)$, which is a low energy property, the BA [10] gives $g\mu_B H_c(T = 0) = 0.4858k_B T_K$ in excellent agreement with our value of $0.5k_B T_K$. Both approaches give a peak position $E_0(H)$ lying close to but always below H .

Magnetoresistivity— Fig. 4a, shows the temperature dependence of the magnetoresistivity together with a comparison to experimental results on the dilute Kondo alloy $\text{Ce}_x\text{La}_{1-x}\text{Al}_2$, $x = 0.0063$ [2]. We first describe the theoretical results.

The magnetoresistivity for $H = 0$ shows the behaviour known from calculations on the Anderson model [7], including the T^2 Fermi liquid corrections to the resistivity from its unitarity limit at $T \ll T_K$ [16] and the approximate logarithmic increase with decreasing temperature in a small range below $T \approx T_K$. On increasing the magnetic field, a finite temperature peak appears at $T \approx H$ in $\rho(T, H)$ for fields larger than $0.5T_K$. This reflects the splitting of the Kondo resonance, found above, for fields larger than $0.5T_K$ and is physically reasonable, since the resistivity from Eq.(3) can be thought of as a broadened measure of the total spectral density. This statement can be made precise in the case of the conductance through a quantum dot in the Kondo regime, since from Eq.(4) we see that this quantity measures the field and temperature dependence of the Kondo resonance broadened by the derivative of the Fermi function. In Fig. 4b we quantify the difference between the magnetoresistivity of a Kondo impurity and the magnetoconductance through such an impurity by comparing them. From Eq.(3–4) we see that they are equal at $T = 0$ and all fields. They differ slightly only for fields comparable to or larger than T_K , and then only in the temperature range around $T \approx H$. Hence, both quantities can be thought of as a “spectroscopic” measurement of the Kondo resonance [13].

The dilute magnetic alloy $\text{Ce}_x\text{La}_{1-x}\text{Al}_2$, $x = 0.0063$ [2] was the best candidate we could find for a comparison of the magnetoresistivity to experimental results. It has a low lying doublet which can be modelled by a $S = 1/2$ Kondo model and both the normal part of the magnetoresistivity and the part due to disorder could be subtracted out [2]. The resulting magnetoresistivity at the lowest temperature was compared with $T = 0$ BA [17] results in [19] and found to be in good agreement, except at fields very small and very large relative to T_K . The finite temperature comparisons in Fig. 4a also show good agreement with the experimental results, except, as in the $T = 0$ comparisons, at fields very small and very

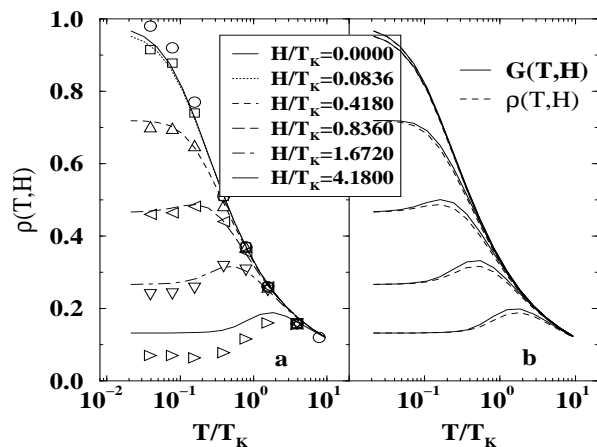


FIG. 4. (a) Comparison of the calculated magnetoconductance curves (lines) and those of $\text{Ce}_x\text{La}_{1-x}\text{Al}_2$, $x = 0.0063$ (symbols) [2]. Fields are in units of the theoretical T_K and correspond to H/kOe : 0, 1, 5, 10, 20, 50 of [2] so our $T_K = 0.8K$ ($T_K \approx 1K$ is cited in the experiment). (b) Comparison of the magnetoresistivity and magnetoconductance through a Kondo impurity (quantum dot). All curves in (a) and (b) were scaled by their unitarity limits ($\rho(0,0)$ and $G(0,0)$).

large relative to T_K (see below). There are no free parameters in these comparisons. The curves were scaled by the unitarity value $\rho(0,0)$ and the relation between scales in experiment and theory was fixed by comparing the theoretical $\rho(T = 0, H)$ versus H curve to the corresponding experimental one as in the comparisons to the $T = 0$ BA calculations. This scaling factor for fields applies to all energies and was used to rescale the experimental temperatures onto the theoretical ones in units of our T_K . The large field dependence observed in the experiments between $H = 0$ and $H = 1kOe$ cases (at $T \ll T_K$) could be due to the finite field extrapolation to obtain the $H = 0$ case (required because $\text{Ce}_x\text{La}_{1-x}\text{Al}_2$, $x = 0.0063$ is superconducting at $H = 0$ [2]). The experiments also give too strong a suppression of the magnetoresistivity with increasing field at large fields as compared with both our calculations and with the $T = 0$ BA results [19]. The origin of this is unclear, but it may indicate that the real system is more complicated than an effective $S = 1/2$ Kondo model at these large fields.

In summary, we have studied the splitting of the Kondo resonance in a magnetic field by calculating the \mathcal{T} -matrix of the $S = 1/2$ Kondo model and we have shown that the splitting (in the total spectral density) occurs above a critical field $H_c(T = 0) \approx 0.5T_K$. This is manifested in a peak at finite temperature for $H > 0.5T_K$ in the magnetoresistivity of Kondo alloys and in the magnetoconductance of a quantum dot in the Kondo regime. Both quantities give “spectroscopic” information on the Kondo resonance and we showed explicitly that they are almost equal for most fields and temperatures. Quanti-

tatively good agreement with the magnetoresistivity of the Kondo alloy $\text{Ce}_x\text{La}_{1-x}\text{Al}_2$ was found with no free parameters. Our results should be of use in interpreting experiments on the field dependence of the conductance of quantum dots in the Kondo regime.

Useful discussions with R. Chitra, A. Jerez, N. Manini, P. Nozières, F. Pistolesi, L. Taillefer and T. Ziman are gratefully acknowledged. We also thank K. Winzer for sending us enlarged figures of the experimental data.

-
- [1] A. C. Hewson, *The Kondo Problem to Heavy Fermions* (Cambridge University Press, Cambridge, England 1993)
 - [2] W. Felsch and K. Winzer, *Solid State Comm.* **13**, 569 (1973).
 - [3] D. Goldhaber-Gordon et al., *Phys. Rev. Lett.* **81**, 5225 (1998).
 - [4] A. Georges et al., *Rev. Mod. Phys.* **68**, 13 (1996).
 - [5] N. Andrei, *Phys. Rev. Lett.* **45**, 397 (1980); P. B. Wiegmann, *Sov. Phys. JETP. Lett.* **31**, 364 (1980).
 - [6] K. G. Wilson, *Rev. Mod. Phys.* **47**, 773 (1975); H. R. Krishnamurthy, J. W. Wilkins and K. G. Wilson, *Phys. Rev. B* **21**, 1003 (1980).
 - [7] T. A. Costi, A. C. Hewson and V. Zlatić, *J. Phys. Cond. Matt.* **6**, 2519 (1994).
 - [8] T. A. Costi, in *Density Matrix Renormalization*, edited by I. Peschel, X. Wang, M. Kaulke and K. Hallberg (Springer, Berlin, Germany 1999).
 - [9] H. Keiter, *Z. Phys.* **B23**, 37 (1976); H. Keiter and J. Kurkijärvi, *Z. Phys.* **B26**, 169 (1977).
 - [10] J. Moore and X-G. Wen, cond-mat/9911068, and private communication.
 - [11] P. W. Anderson and G. Yuval, *Phys. Rev. Lett.* **23**, 89 (1969); *Phys. Rev. B* **1**, 4464 (1970).
 - [12] Setting the g -factor, g_e , of the electrons to zero allows a direct comparison with the experimental results in [2] in which the small normal electronic contribution to the magnetoresistivity was already subtracted out. For impurity systems, a finite g_e , will not affect the transport time or magnetoresistivity appreciably unless $g_e\mu_B H$ is comparable to the energy scale for variation of the conduction electron density of states at the Fermi level (a condition usually satisfied).
 - [13] S. Herschfield, J. H. Davies and J. W. Wilkins, *Phys. Rev. Lett.* **67**, 3720 (1991); Y. Meir, N. S. Wingreen and P. A. Lee, *Phys. Rev. Lett.* **70**, 2601 (1993). We assumed equal and energy independent couplings, of strength Γ , to the left and right leads and included these in A .
 - [14] H. Schoeller and J. König, *Phys. Rev. Lett.* **84**, 3686 (2000); T. A. Costi, *Phys. Rev. B* **55**, 3003 (1997).
 - [15] D. C. Langreth, *Phys. Rev.* **150**, 516 (1966).
 - [16] P. Nozières, *J. Low Temp. Phys.* **17**, 31 (1974).
 - [17] N. Andrei, *Phys. Lett.* **87A**, 299 (1982).
 - [18] I. K. Yanson et al., *Phys. Rev. Lett.* **74**, 302 (1995).
 - [19] P. Schlottmann, *Phys. Rev. B* **35**, 5279 (1987).