

Particles Sliding on a Fluctuating Surface: Phase Separation and Power Laws

Dibyendu Das and Mustansir Barma

Department of Theoretical Physics, Tata Institute of Fundamental Research, Homi Bhabha Road, Mumbai 400 005, India

We study a system of hard-core particles sliding downwards on a fluctuating one-dimensional surface which is characterized by a dynamical exponent z . In numerical simulations, an initially random particle density is found to coarsen and obey scaling with a growing length scale $\sim t^{1/z}$. The structure factor deviates from the Porod law in some cases. The steady state is unusual in that the density-segregation order parameter shows strong fluctuations. The two-point correlation function has a scaling form with a cusp at small argument which we relate to a power law distribution of particle cluster sizes. Exact results on a related model of surface depths provides insight into the origin of this behaviour.

PACS numbers: 05.70.Ln, 05.40.-a, 64.75.+g, 05.70.Jk

How do density fluctuations evolve in a system of particles moving on a fluctuating surface? Can the combination of random vibrations and an external force such as gravity drive the system towards a state with large-scale clustering of particles? Such large-scale clustering driven by a fluctuating potential represents an especially interesting possibility for the behaviour of two coupled systems, one of which evolves autonomously but influences the dynamics of the other. Semi-autonomous systems are currently of interest in diverse contexts, for instance, advection of a passive scalar by a fluid [1], phase ordering in rough films [2], the motion of stuck and flowing grains in a sandpile [3], and the threshold of an instability in a sedimenting colloidal crystal [4].

In this paper, we show that there is an unusual sort of phase ordering in a simple model of this sort, namely a system of particles sliding downwards under a gravitational field on a fluctuating one-dimensional surface. The surface evolves through its own dynamics, while the motion of particles is guided by local downward slopes; since random surface vibrations cause slope changes, they constitute a source of nonequilibrium noise for the particle system. The mechanism which promotes clustering is simple: fluctuations lead particles into potential minima or valleys, and once together the particles tend to stay together as illustrated in Fig. 1. The question is whether this tendency towards clustering persists up to macroscopic scales. We show below that in fact the particle density exhibits coarsening towards a phase-ordered state. This state has uncommonly large fluctuations which affect its properties in a qualitative way, and make it quite different from that in other driven, conserved, systems which exhibit coarsening [5].

It is useful to state our principal results at the outset. (1) In an infinite system, an initially randomly distributed particle density exhibits coarsening with a characteristic growing length scale $\mathcal{L}(t) \sim t^{1/z}$ where z is the dynamical exponent governing fluctuations of the surface. For some of the models we study, the scaled structure factor varies as $|k\mathcal{L}(t)|^{-(1+\alpha)}$ with $\alpha < 1$, which represents a marked deviation from the Porod law ($\alpha = 1$) for coarsening systems [6]. Further, a finite system of size

L reaches a steady state with the following characteristics: (2) The magnitude of the density-segregation order parameter has a nonzero time-averaged value, but shows strong fluctuations which do not decrease as L increases. (3) The static two-point correlation function $C(r)$ has a cusp at small values of the scaled separation $|r/L|$. (4) The sizes l of particle clusters are distributed according to a power law for large l , up to an L -dependent cutoff. These results are established by extensive numerical simulations. Further, the properties (3) and (4) are shown to be related, using the independent interval approximation [7] applied to the cluster distribution. Also, we define a related coarse-grained depth model of the surface, and show analytically that the steady state characteristics (2)-(4) hold for this model.

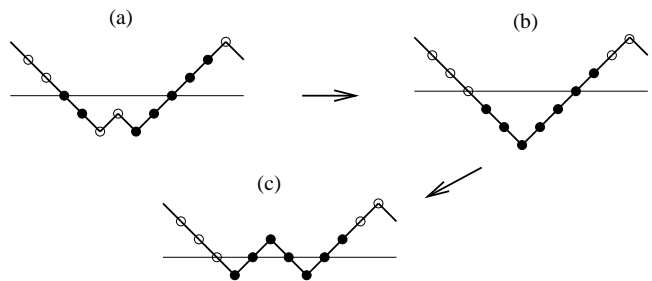


FIG. 1. Depicting clustering of particles (\bullet) in a section of the fluctuating surface. A surface fluctuation (a) \rightarrow (b) causes the particles to roll into a valley. Particles remain clustered even after a reverse surface fluctuation (b) \rightarrow (c) occurs.

The Sliding Particle (SP) model is defined as a lattice model of particles moving on a fluctuating surface. Both the particles and the surface degrees of freedom are represented by ± 1 -valued Ising variables $\{\sigma_i\}$ and $\{\tau_{i-\frac{1}{2}}\}$ on a one-dimensional lattice with periodic boundary conditions, where σ spins occupy lattice sites, and τ spins the links between sites. Then $n_i = \frac{1}{2}(1 + \sigma_i)$ represents the particle occupation of site i , whereas $\tau_{i-\frac{1}{2}} = +1$ or -1 represents the local slope of the surface (denoted $/$ or \backslash , respectively). The dynamics of the interface is that of the single-step model [8], with stochastic corner flips involv-

ing exchange of adjacent τ 's; thus, $\wedge \rightarrow \vee$ with rate p_1 , while $\vee \rightarrow \wedge$ with rate q_1 . A particle and a hole on adjacent sites $(i, i+1)$ exchange with rates that depend on the intervening local slope $\tau_{i-\frac{1}{2}}$; thus the moves $\bullet \circ \rightarrow \circ \bullet$ and $\circ \bullet \rightarrow \bullet \circ$ occur at rate p_2 , while the inverse moves occur with rate $q_2 \neq p_2$. The asymmetry of the rates reflects the fact that it is easier to move downwards along the gravitational field. Note that the dynamics conserves $\sum \sigma$ and $\sum \tau$; we work in the sector where both vanish. In the remainder of the paper, we report results for symmetric surface fluctuations ($p_1 = q_1$), whose behavior at large length and time scale is described by the continuum Edwards-Wilkinson model [9]. Further we consider the strong-field ($q_2 = 0$) limit for the particle system, and set $p_2 = p_1$. We have also investigated the behaviour away from these limits, and found that our broad conclusions remain unaffected. The SP model is a limiting case of the Lahiri-Ramaswamy (LR) model of sedimenting colloidal crystals [4]; it corresponds to the tilt field evolving autonomously. As we shall see below, this change causes strong phase separation [4] to disappear, and a new type of phase ordering, characterized by strong fluctuations, to appear in its stead.

In the SP model, particles preferentially occupy the lower portions or large valleys of the fluctuating surface. In order to study the dynamics of the hills and valleys of the surface, we define a height profile $\{h_i\}$ with $h_i = \sum_{1 \leq j \leq i} \tau_{j-\frac{1}{2}}$. We then define a Coarse-grained Depth (CD) model by considering spins $s_i = -\text{sgn}(h_i)$ where s_i is $+1$, -1 or 0 if the surface height h_i at site i is below, above or at the zero level. A stretch of like s_i 's $= +1$ represents a valley with respect to the zero level. The time evolution of the CD model variables $\{s_i\}$ is induced by the underlying dynamics of the bond variables $\{\tau_{i-\frac{1}{2}}\}$. The model is similar to the domain growth model of Kim *et al* [10].

We studied the evolution of the density in the SP model starting from an initial random placement of particles on the fluctuating surface. After an initial quick downward slide into local valleys, the density distribution is guided by the evolution of the surface profile. To quantify the tendency towards clustering, we monitored the equal time correlation function $\mathcal{C}(r, t) \equiv \langle \sigma_i(t) \sigma_{i+r}(t) \rangle$ by numerical simulation (Fig. 2). If z is the dynamical exponent characteristic of the surface fluctuations ($z = 2$ for the symmetric surface model), we expect the scale $\mathcal{L}(t)$ for density fluctuations to be set by the base lengths of typical coarse-grained hills which have overturned in time t , i.e. $\mathcal{L}(t) \sim t^{1/z}$. This is indeed the case in the scaling limit ($r \gg 1$, $t \gg 1$, $r/\mathcal{L}(t)$ fixed) as shown by the collapse to a scaling function $\mathcal{C}_s(y) = \mathcal{C}(r, t)$ in Fig. 2. We have also checked that similar scaling collapses occur when we use other models of surface fluctuations with widely different values of z ($z = 3/2$ for Kardar-Parisi-Zhang (KPZ) [11] surfaces, and $z \simeq 4$ for the Das Sarma-Tamborenea model [12]).

The existence of a single growing length scale $\mathcal{L}(t)$ is

indicative of coarsening towards a phase ordered state [6]. In the SP model, coarsening is driven by surface fluctuations, rather than more customary temperature quenches. This causes an interesting feature to appear in the scaling function \mathcal{C}_s , namely a distinctive cusp for small argument: $\mathcal{C}_s(y) = \mathcal{C}_0 - \mathcal{C}_1 y^\alpha$ for $y \ll 1$ (Fig. 2). We find the cusp exponent $\alpha \simeq 0.5$. This cusp implies that the scaled structure factor $\mathcal{S} \sim (k\mathcal{L})^{-(1+\alpha)}$ for large $k\mathcal{L}$. This is substantially different from the Porod law behavior $(k\mathcal{L})^{-2}$, characteristic of customary coarsening systems [6].

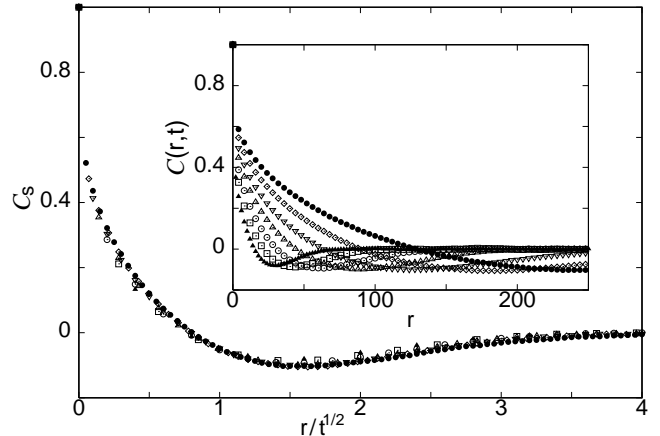


FIG. 2. The data for $\mathcal{C}(r, t)$ at different times $t = 400 \times 2^n$ (with $n = 1, \dots, 6$) shown in the inset, is shown to collapse when scaled by $\mathcal{L}(t) \sim t^{1/2}$.

In the steady state, in order to characterize phase ordering of the SP model, we monitored the magnitude of the Fourier components of the density profile

$$Q(k) = \left| \frac{1}{L} \sum_{j=1}^L e^{ikj} n_j \right|, \quad k = \frac{2\pi m}{L}. \quad (1)$$

where $m = 1, \dots, L-1$. As in [13] we used the lowest nonzero Fourier component $Q^* \equiv Q(\frac{2\pi}{L})$ as a measure of the phase separation in our system with conserved dynamics. The time average $\langle Q^* \rangle \simeq 0$ in a disordered state, and is $\simeq 0.318$ in a fully phase separated state. For the SP model, Fig. 3 shows numerical results for $\langle Q(k) \rangle$ versus k for various system sizes. While $\langle Q^* \rangle$ approaches a finite limit as $L \rightarrow \infty$, the values of Fourier components at fixed k decrease with increasing L . This provides strong evidence for phase separation, corresponding to the occurrence of density inhomogeneities of the order of the system size. However $Q^*(t)$ shows strong fluctuations as a function of time (Fig. 3, inset). With increasing L , the separations between fluctuations increase with L , but the amplitude of fluctuations does not decrease. The best way to characterize these strong fluctuations is through the full probability distribution $\text{Prob}(Q^*)$ which we found numerically. The mean value $\langle Q^* \rangle \simeq 0.18$, while the RMS fluctuation $(\langle Q^{*2} \rangle - \langle Q^* \rangle^2)^{1/2} \simeq 0.07$.

Despite these large fluctuations in Q^* , the configuration of the system does not become randomly disordered even when $Q^*(t)$ is small. Rather, we found that the next few Fourier modes ($k = 4\pi/L, 6\pi/L, \dots$) are excited at such times, indicating a break-up into a few macroscopic regions of different density.

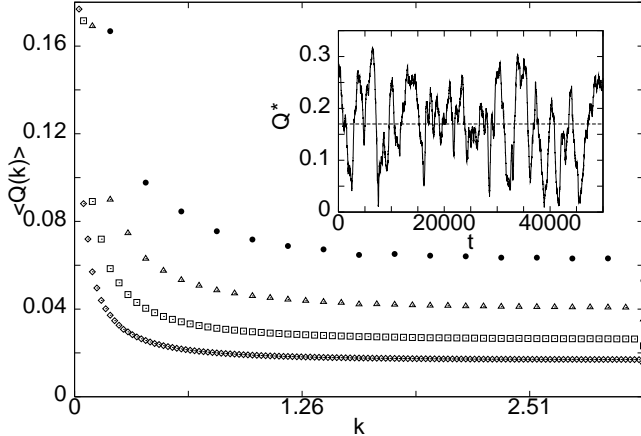


FIG. 3. $\langle Q(k) \rangle$ as a function of k , for different sizes $L = 32, 64, 128$ and 256 (from above to below). Inset: Time variation of Q^* in the steady state for $L = 128$.

Not surprisingly, these macroscopic fluctuations leave a strong imprint on spatial correlation functions and cluster distributions. For instance, the two-point correlation function $C(r) \equiv \langle \sigma_j \sigma_{j+r} \rangle$ varies with r on the scale of the system size L , as is evident from Fig. 4 which shows that the data collapse onto a single curve when plotted versus r/L . For comparison recall that a phase-separated system with sharp interfaces between two macroscopic phases would show a linear decrease $C(r) = M_o^2(1 - 2|r|/L)$ on length scales larger than the correlation length. By contrast, the curve in Fig. 4 is nonlinear in the full range of r/L . Further as with the coarsening correlation function, the scaling function C_s for steady state correlations has a cusp for small argument:

$$C_s\left(\frac{r}{L}\right) = c_0 - c_1 \left|\frac{r}{L}\right|^\alpha, \quad \left|\frac{r}{L}\right| \ll 1 \quad (2)$$

with $\alpha \simeq 0.5$. We will see below that this is related to the form of the size distribution of clusters, defined as groups of contiguous lattice sites occupied by particles. Figure 5 shows that this distribution follows a power law $P(l) \sim l^{-\theta}$ with $\theta \simeq 1.8$.

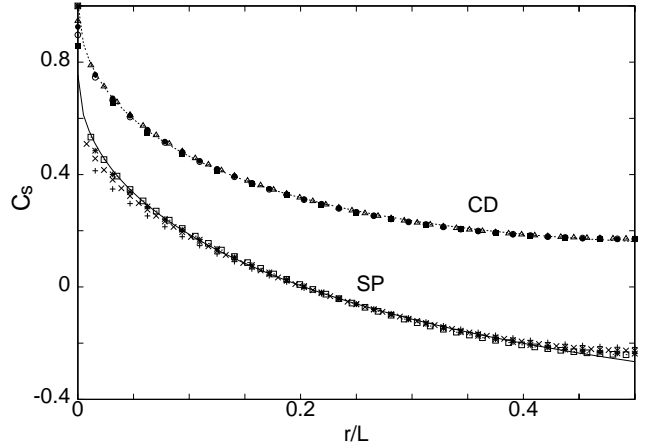


FIG. 4. $C(r)$ in the steady state of the SP and the CD models for $L = 64, 128, 256$, and 512 . Notice the cusp at small $|r|/L$. The curves are fits to the form $c_0 - c_1 y^{1/2} + c_2 y$.

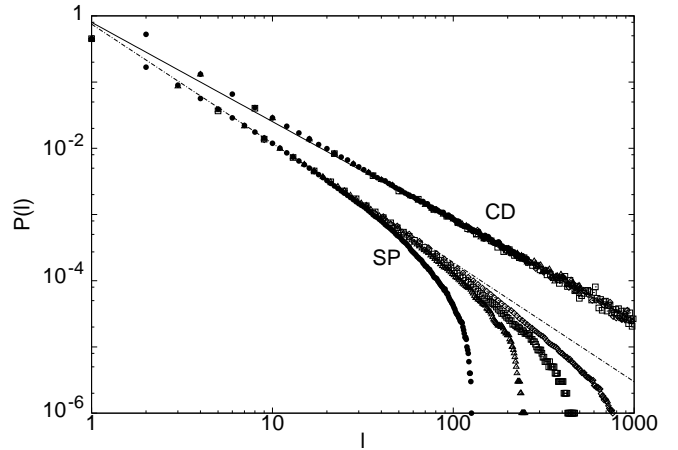


FIG. 5. Probability distribution $P(l)$ of particle cluster lengths for the SP and CD models for $L = 256, 512, 1024$ and 2048 . The straight lines have slopes -1.8 and -1.5 , respectively.

The relationship between $C(r)$ and $P(l)$ may be understood within the independent interval approximation (IIA) [7]. Within this scheme, the joint probability of having n successive intervals is treated as the product of the distribution of single intervals. In our case, the intervals are successive clusters of particles and holes, which occur with probability $P(l)$. Defining the Laplace transform $\tilde{P}(s) = \int_0^\infty dl e^{-ls} P(l)$, and $\tilde{C}(s)$ analogously, we have [7]

$$s(1 - s\tilde{C}(s)) = \frac{2}{\langle l \rangle} \frac{1 - \tilde{P}(s)}{1 + \tilde{P}(s)} \quad (3)$$

where $\langle l \rangle$ is the mean cluster size. In usual applications of the IIA, the interval distribution $P(l)$ has a

finite first moment $\langle l \rangle$ independent of L . But that is not the case here, as $P(l)$ decays as a slow power law $P(l) \sim l^{-\theta}$ for $l \gg 1$. Since the largest possible value of l is L , we have $\langle l \rangle \approx aL^{2-\theta}$ for large enough L . Considering s in the range $1/L \ll s \ll 1$, we may expand $P(s) \approx 1 - bs^{\theta-1}$; then to leading order, the right hand side of Eq. (3) becomes $bs^{\theta-1}/aL^{2-\theta}$, implying $\tilde{C}(s) \approx 1/s - b/(aL^{2-\theta}s^{3-\theta})$. This leads to

$$C(r) \approx 1 - \frac{b}{a\Gamma(3-\theta)} \left| \frac{r}{L} \right|^{2-\theta}. \quad (4)$$

This has the same scaling form as Eq. (2). Matching the cusp singularity in Eqs. (2) and (4), we get

$$\theta + \alpha = 2 \quad (\text{IIA}). \quad (5)$$

By comparison, the numerically determined values for the SP model yield $\theta + \alpha \simeq 2.3$. We conclude that the IIA provides a useful insight into the relationship between cluster statistics and correlation functions, even though it is not exact.

We can gain considerable understanding into the nature of phase ordering in the SP model by analyzing the closely related CD model of surface fluctuations. The relationship between these models, which is plausible at a qualitative level, can be quantified by checking whether the overlap $O = \langle \sigma_i s_i \rangle$ is nonzero; numerically we find $O \simeq 0.26$. The similarity in the behaviour of the two models is brought out in Figs. 4 and 5; $C(r/L)$ has a cusp, and $P(l)$ a power law decay, for both models.

We now show that the CD model can be mapped onto a random walk (RW) problem and that the mapping can be exploited to give exact results for several properties of the model. We make a correspondence between each surface configuration and an RW trajectory, by interpreting $\tau_{i-1/2} = +1$ or -1 as the rightward or leftward RW step at the i 'th time instant. Then $s_i = 1, -1$ or 0 depending on whether the walker is to the right, to the left or at the origin after the i 'th step. Evidently, the lengths of clusters of $s = 1$ spins (or $s = -1$ spins) represent times between successive returns to the origin. Thus, $P(l)$ for the CD model is just the well-known distribution for RW return times to the origin, which behaves as $l^{-3/2}$ for large l . Thus $\theta = 3/2$ in this model.

Since successive RW returns to the origin are independent events, the IIA is exact for the CD model. Thus Eq. (5) holds, and we conclude that the correlation-function cusp exponent $\alpha = 1/2$ for this model.

In systems with strong macroscopic fluctuations such as the SP and CD models, characterization of the phase separated steady state requires the full probability distribution of the order parameter. For the CD model, an appropriate (nonconserved) order parameter is $M = \frac{1}{L} \sum s_i$, which for the RW represents the excess time a walker spends on one side of the origin over the other side. In order to respect periodic boundary conditions, we need to restrict the ensemble of RWs to those which

return to the origin after L steps. The full probability distribution of M over this ensemble is known from the equidistribution theorem on sojourn times of a RW [14]: $Prob(M) = 1/2$ for $M \in [-1, 1]$, i.e. every allowed value of M is equally likely. This implies $|\langle M \rangle| = 1/2$ and $(\langle M^2 \rangle - \langle |M| \rangle^2)^{1/2} = 1/\sqrt{12}$. The strong fluctuations in M mirror the large fluctuations of Q^* in the SP model.

To summarize, both the SP and CD models exhibit a phase ordered steady state with unusual fluctuation characteristics, manifested in several related ways: slow power law decays of the cluster size distribution, a cusp singularity in the scaled two-point correlation function, and a probability distribution for the order parameter which remains broad even in the thermodynamic limit.

We have checked numerically that this sort of state survives in the SP model even when we depart from the strong field limit by allowing q_2 to be nonzero, and when we vary the ratio p_2/p_1 of rates of particle and surface motion from high to low values. Finally, we found that even when we allow different rates p_1 and q_1 for upward and downward corner flips which makes surface fluctuations KPZ-like, this type of phase separation persists and the scaled correlation function shows a cusp [15]. This could have interesting implications for the behaviour of domain walls in the problem of phase ordering on a rough surface [2]. The state is destroyed, however, if we allow for surface kinematic waves, which transport transverse fluctuations of the interface at a finite speed through the system. It would be interesting to investigate the long-time dynamics of the large-scale fluctuations in the models discussed above, and to characterize the steady state in higher dimensions.

We acknowledge very useful discussions with M.R. Evans, D. Dhar, S. Ramaswamy, and C. Dasgupta. We are especially indebted to S.N. Majumdar for invaluable suggestions and criticisms at all stages of this work.

-
- [1] R.H. Kraichnan, Phys. Rev. Lett. **72**, 1016 (1994).
 - [2] B. Drossel and M. Kardar, cond-mat/0002032.
 - [3] P. Biswas, A. Majumdar, A. Mehta, J.K. Bhattacharjee, Phys. Rev. E **58**, 1266 (1998).
 - [4] R. Lahiri and S. Ramaswamy, Phys. Rev. Lett. **79**, 1150 (1997); R. Lahiri, M. Barma and S. Ramaswamy, Phys. Rev. E **61**, 1648 (2000).
 - [5] S.J. Cornell and A.J. Bray, Phys. Rev. E **54**, 1153 (1996); V. Spirin, P.L. Krapivsky and S. Redner, Phys. Rev. E **60**, 2670 (1999).
 - [6] A.J. Bray, Adv. Phys. **43**, 357 (1994).
 - [7] S.N. Majumdar, C. Sire, A.J. Bray, and S.J. Cornell, Phys. Rev. Lett. **77**, 2867 (1996).
 - [8] M. Plischke, Z. Rácz and D. Liu, Phys. Rev. B **35**, 3485 (1987).
 - [9] S. F. Edwards and D.R. Wilkinson, Proc. R. Soc. Lon-

- don, Ser. A **381**, 17 (1982).
- [10] J.M. Kim, A.J. Bray and M.A. Moore, Phys. Rev. A **45**, 8546 (1996). These authors use the instantaneous mean height as a reference, while defining s_i .
- [11] M. Kardar, G. Parisi and Y.C. Zhang, Phys. Rev. Lett. **62**, 89 (1986).
- [12] S. Das Sarma and P. Tamborenea, Phys. Rev. Lett. **66**, 325 (1991).
- [13] G. Korniss, B. Schmittmann, and R.K.P. Zia, Europhys. Lett. **45**, 431 (1999).
- [14] W. Feller, *An Introduction to Probability Theory and its Applications*, (Wiley, New York, 1968), Chap. III, Sec. 9.
- [15] D. Das and M. Barma, unpublished.