

The mesoscopic proximity effect probed through superconducting tunneling contacts

Frank K. Wilhelm^{1,2} and Alexander A. Golubov³

¹ *Institut für Theoretische Festkörperphysik, Universität Karlsruhe, D-76128 Karlsruhe, Germany.*

² *Quantum Transport Group, TU Delft, P.O. Box 5046, 2600 GA Delft, The Netherlands*

³ *Department of Applied Physics, University of Twente, 7500 AE Enschede, The Netherlands*

We investigate the properties of complex mesoscopic superconducting-normal hybrid devices, Andreev-Interferometers in the case, where the current is probed through a superconducting tunneling contact whereas the proximity effect is generated by a transparent SN-interface. We show within the quasiclassical Green's functions technique, how the fundamental SNIS-element of the such structures can be mapped onto an effective S'IS-junction, where S' is the proximized material with an effective energy gap $E_g < \Delta$. The conductance through such a sample at $T = 0$ vanishes if $V < \Delta + E_g$, whereas at $T > 0$ the conductance shows a peak at $V = \Delta - E_g$. We propose the Andreev-Interferometer, where E_g can be tuned by an external phase ϕ and displays maxima at $0 \bmod 2\pi$ and minima at $\pi \bmod 2\pi$. This leads to peculiar current-phase-relations, which depart from a zero-phase maximum or minimum depending on the bias voltage and can even show intermediate extreme at $V \approx \Delta$. We propose an experiment to verify our predictions and show, how our results are consistent with recent, unexplained experimental results.

The proximity effect, although already known for many decades (see e.g. 1), has recently attracted new scientific interest in the context of mesoscopic normal-superconducting hybrid structures, which are now experimentally accessible due to progress in nanofabrication and measurement support technology². Departing from the properties of single junctions^{3,4} and the nonmonotonic diffusion conductance of SN-wires⁵⁻⁷, the interest turned to the possibility of tuning the conductance by an external phase^{5,8,9} or a loop in the normal part^{6,10}. On the other hand, if probed through tunneling contacts¹¹ the conductance is controlled by the DOS and the induced minigap^{12,13}, which can also be controlled by a phase¹⁴ and hence opens another channel for phase controlled conductance of a different sign¹⁵. If a system contains more than one superconducting terminal, a supercurrent can flow^{16,17}, which can be controlled and reversed externally¹⁸. The situation becomes more difficult and in particular time-dependent, if nonequilibrium is created by applying an external voltage parallel to the junction¹⁹.

This latter situation is substantially simplified, if one of the contacts is separated from the rest of the structure by a tunneling barrier. In that case, the voltage- and phase-drop is concentrated at the barrier and the problem is essentially split into two parts: The time-dependence of the phase at the contact and the proximity effect, which determines the superconducting properties at the normal side of the contact, within the normal metal. In that case, the physics should be basically identical to the case of an S'IS-junction, where the properties of the "superconductor" S' are entirely controlled by the proximity effect, i.e. we expect a gap of size $E_g < \Delta$ where, if the junction is long, $d \gg \xi_0$ $E_g \propto E_{Th} = D/d^2$, the Thouless energy. Hence, we will expect the known²⁰ physics of such S'IS-contacts: The onset of a tunneling current at $V = \Delta + E_g$ at any T plus the appearance of a cur-

rent peak at $V = \Delta - E_g$ if $T > 0$. The origin of this peak can be easiest understood within a semiconductor representation of the two superconductors, see e.g.²¹.

Such a structure can in principle be manufactured in a controlled manner. To the best of our knowledge, this has not yet been realized in Andreev interferometers. Nevertheless, we are going to discuss the connection to two experiments: Kutchinsky et al.²² studied the conductance in a T-shaped interferometer with superconducting contacts in a semiconducting systems, where unwanted barriers at the interfaces are likely to occur. Antonov et al.¹⁵ in turn studied a sample with normal tunneling contacts, which might eventually be connected to superconducting pieces.

Model and basic equations. Mesoscopic proximity systems are efficiently and quantitatively described by the quasiclassical Green's functions technique, described in 23 and its references 4-6, 49, and 50. In this approach, the microscopic Gor'kov equation is reduced to the more handy Usadel equation by various systematic approximations. At interfaces, this equation is supplemented by boundary conditions *

$$p_{F1}^2 l_1 \hat{G}_1 \frac{d}{dx} \hat{G}_1 = p_{F2}^2 l_2 \hat{G}_2 \frac{d}{dx} \hat{G}_2, \quad (1)$$

$$l_2 \hat{G}_2 \frac{d}{dx} \hat{G}_2 = t \left[\hat{G}_2, \hat{G}_1 \right]. \quad (2)$$

These conditions guarantee current conservation. We want to apply them to the case of small transparencies $t \ll 1$. Here, they enforce that the drop of phase and voltage is concentrated at the insulating layer^{12,25}. The

*In our case, deviations from these conditions as discussed in²⁴ are not likely to occur

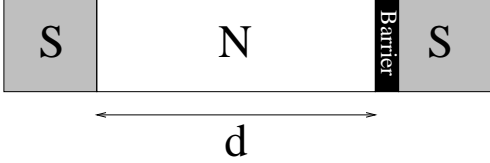


FIG. 1. Asymmetric SNIS junction

current can thus be expressed as an effective tunneling formula

$$\begin{aligned} J &= \text{Re}J_p(V, T) \sin \phi + \text{Im}J_p(V, T) \cos \phi + \text{Im}J_q(V, T) \\ \phi &= 2eVt + \phi_0 \end{aligned} \quad (3)$$

for the current through the interface. Here, the quasiparticle tunneling current amplitude is

$$\begin{aligned} \text{Im}[J_q(V, T)] &= \frac{G_n}{2e} \int dE \text{Re}[G_N^R(E)] \text{Re}[G_{BCS}^R(E+V)] \\ &\quad \left(\tanh\left(\frac{E+eV}{2T}\right) + \tanh\left(\frac{E}{2T}\right) \right) \end{aligned} \quad (4)$$

and $\text{Re}G^R$ gives the quasiparticle DOS. This formula is the microscopic formulation of the usual Josephson tunneling formula²⁶. We want to apply this result to the specific case of an SNIS-junction, Fig. 1. Eq. 3 allows to identify this system with an effective S' IS-Josephson junction, where the “superconductor” S' is the normal metal layer influenced by the proximity effect. We can characterize S' by the Green’s functions at the interface calculated from the Usadel equation assuming — in order to be consistent with $R_T \gg R_N$ — a highly resistive interface and consequently a vanishing phase drop over the N -part. The “superconductor” S' has a gap of size $E_G \sim \min(E_{Th}, \Delta)$, see fig. 2. Thus we expect from a semiconductor model that the system shows a DC supercurrent at $V = 0$ and a DC quasiparticle current at $V \geq \Delta + E_G$. Moreover, at finite temperature, a few empty states below E_F and a few quasiparticles above E_F are available, enabling transport already at $V \geq \Delta - E_G$ (see eq. 4) hence leading to a logarithmic quasiparticle current peak there²⁷. Unlike the situation in a massive superconductor, the induced DOS in S' does not diverge at the gap edge but has a maximum slightly above E_G , see Fig. 2, thus we can conclude that also the peak will be smoothed and be slightly above $\Delta - E_G$. Additionally, due to BCS singularity in S , another structure is present in DOS of S' at $E \sim \Delta$, which is weakened with increasing thickness d (or decreasing Thouless energy).

Numerical results. In order to obtain quantitative results from eqs. 3,4, the function $\text{Im}[G^R(d)]$ has to be calculated. It is given by the solution of the Usadel equation

$$D\partial_x^2 \alpha^R = 2iE \sinh \alpha^R$$

with boundary conditions

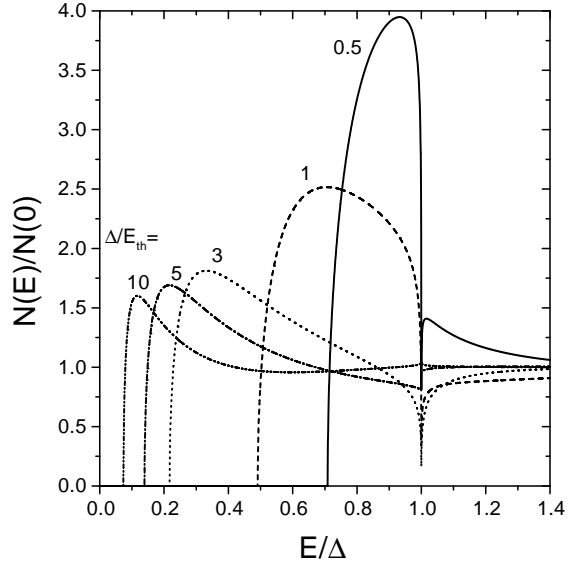


FIG. 2. DOS in the normal metal at the interface

$$\alpha^R(x=0) = \alpha_S^R = A \tanh \left| \frac{\Delta}{E} \right|$$

at the superconductor and

$$\partial_x \alpha^R|_{x=d} = 0$$

at the tunneling barrier, through $G^R(d) = \cosh \alpha^R$. These nonlinear equations are in general not solvable analytically. Nevertheless, we find from a low-energy expansion that $\text{Im}[\alpha^R] = 0$ to all orders, which indicates the presence of a gap in the spectrum with a sharp edge (at the convergence radius of the low-energy expansion). At high energies, $E \gg E_{Th}$, the system is decoupled from the boundary conditions at the barrier and

$$\alpha(d) = 4A \tanh \left(\tanh(\alpha_S/4) \exp -\sqrt{-2iE/E_{Th}} \right)$$

indicating that the deviation from the normal state value is exponentially cut off at those energies. This is consistent with our numerical result, Fig. 2.

Our qualitative predictions in the preceding section are confirmed by our numerical results, Fig. 3. As predicted, the peaks grow and smear out with increasing temperature, but stay visible up to temperatures far above E_{Th} . Furthermore, the feature becomes more pronounced if E_G is big, i.e. for a shorter junction.

SNIS Andreev interferometers. Even if this type of junction is not prepared on purpose, during the fabrication process an asymmetric barrier can easily show up accidentally, e.g. if the N -metal is a highly doped semiconductor and a Schottky-barrier is likely to occur or if the structure is prepared out of two layers within a two-step shadow evaporation technique²⁸.

As a particular example, we discuss a specific set of experiments 22.

Unfortunately, the interface resistance has not been systematically investigated there, but a Schottky barrier

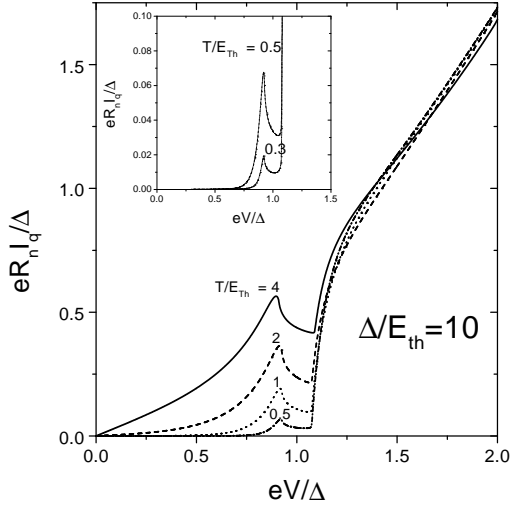


FIG. 3. I-V-characteristics of an SNIS-junction for $E_{Th} = 0.1\Delta$, the inset shows the same figure on a larger scale

is likely to occur in this system. As a model, we consider the interferometer Fig. 4 discussed already in¹⁵ in the case when the tunneling barriers are strong and all four reservoirs are superconducting.

The phase difference allows to control the strength of the proximity effect, manifested here in the size of the minigap $E_G(\phi)$, which varies between E_G^{max} at integer and 0 at half-integer numbers of flux quanta. The influence of the phase difference in the interferometer is hence most pronounced for $|\Delta - E_G^{max}| \leq V \leq |\Delta + E_G^{max}|$. The I-V characteristics at a fixed phase, Fig. 4 resembles the form already discussed in Fig. 3 but is slightly smoothed. At fixed temperatures and voltages, the I- ϕ relation shows many shapes including zero-field minima and maxima as well as additional extrema at intermediate phases as depicted in Fig.5. This can be traced back to the motion of $E_G(\phi)$: At $V < \Delta - E_G^{max}$, a bigger gap slightly lowers the current (see left upper in fig. 5), at $\Delta - E_G^{max} < V < \Delta$, we are in the vicinity of the induced peak, which only shows up due to E_g , so the current is rather suppressed by shifting the gap (see right upper in fig. 5). At $\Delta < V < \Delta + E_G^{max}$, the situation is more subtle: The current will be maximum, if the edge at $\Delta + E_G \approx V$, which will be achieved at intermediate ϕ . Due to symmetry reasons, this does not only result into a phase shift, but into an intermediate maximum. Comparing $\phi = 0$ and $\phi = \pi$, one finds that depending on the particular voltage, there is a competition of the sharpness of the induced gap at $\phi = 0$ increasing on the current above the gap edge but decreasing it below the gap edge, which have to be traded off and e.g. in Fig. 5, left lower, lead to a higher current at $\phi = 0$. At $V > \Delta + E_G^{max}$, both peaks in the DOS contribute to the current, which is again leads to a zero-phase maximum, right lower.

A similar multitude of structures was observed in the

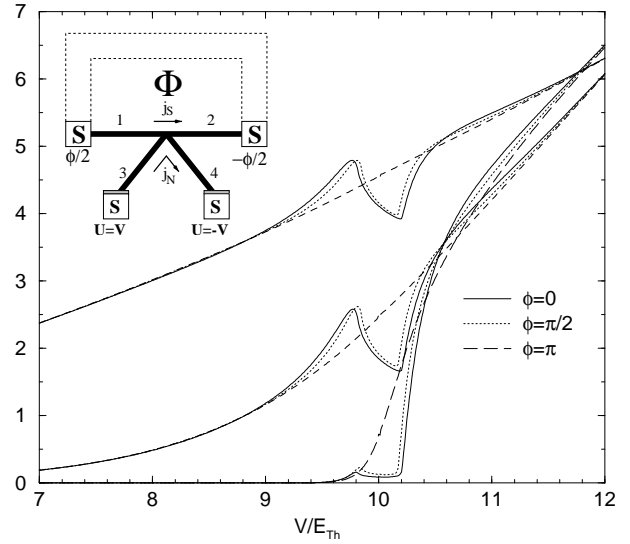


FIG. 4. I-V-characteristics of the interferometer shown in the inset for $\Delta = 10E_{Th}$ at different values of ϕ . Temperatures are (top to bottom) $T = 5, 1, 0.1E_{Th}$. All interferometer arms are assumed to be of the same length.

$G(\phi)$ in the interferometer studied in the last section in the experiments by e.g. by Antonov *et al.*, see¹⁵. In that paper, the conductance of an Andreev-interferometer as probed through normal tunneling contacts was investigated. For technical reasons, small pieces of Aluminum had to be deposited at the site of the barriers, which may become superconducting, rendering the structure a superconducting rather than a normal tunneling contact. As a result, there have been oscillations with intermediate maxima observed under certain bias conditions, which are compatible with our predictions²⁹. The oscilla-

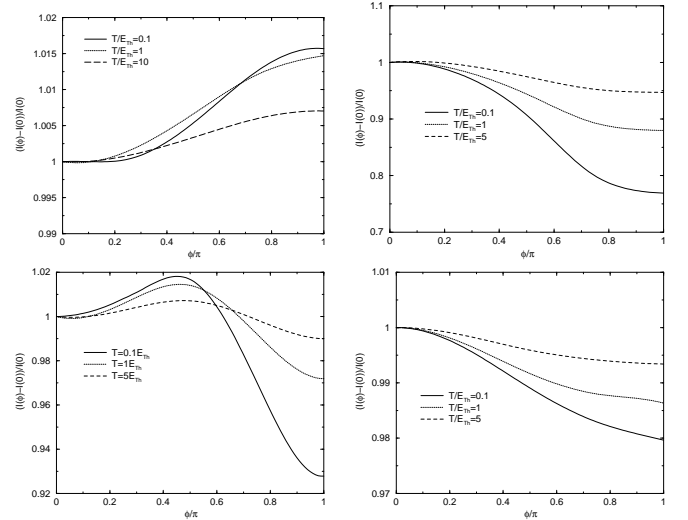


FIG. 5. Normalized current oscillations $(I(\phi) - I(0))/I(0)$ at different temperatures for voltages $V/E_{Th} = 8.5, 9.5, 10.5, 11.5$

tion amplitude, see Fig. 6 shows a remarkable peak struc-

ture. In the experiments²², this effect will be washed out due to the 2D-geometry, however, a pronounced splitting of the conductance peak around Δ is observed. Remarkably and in agreement with 22, the oscillation amplitude in 6 only depends weakly on temperature, although we would have expected a strong T-dependence at least of the sub-gap peak. This observation in agreement with the experiments and makes it a likely explanation of the observed peak splitting. Our predictions can be studied

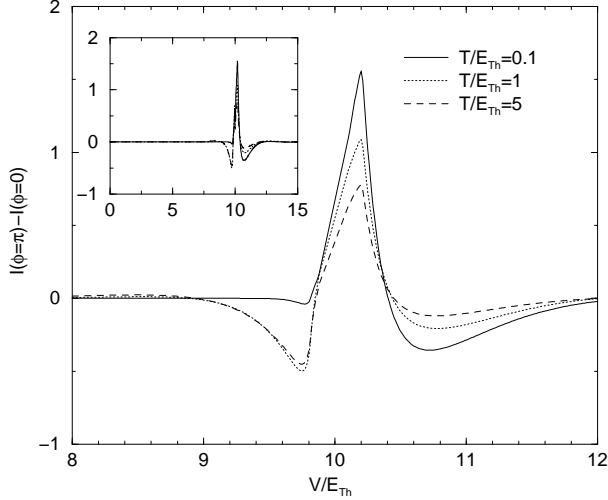


FIG. 6. Amplitude of the (ϕ_0 -periodic) current oscillations as a function of the voltage. The inset shows the full structure

in a more genuine setup like in the inset of Fig. 4, which is also remarkable to another reason: The attached tunneling contacts cool the distribution function in the normal metal by removing quasiparticles³⁰. This should also influence the supercurrent between the other two superconducting reservoirs in a way opposite to³¹. Whether or not this also leads to π -junction behavior requires more detailed knowledge of the efficiency of the cooling. The experimental detection of the π -junction along the lines of 32 require detailed knowledge of the current-phase-relations 3 and 4 (in that terminology the the control line), which is provided by our study.

Summary and Conclusions We have discussed the physics of proximity systems probed through a superconducting tunneling contact. We showed, how these can be understood as junctions between two different superconductors separated by a tunneling barrier. This leads to a peculiar current-voltage characteristic containing a huge step preceded by a small peak at $T > 0$. We discussed the phase-dependence of that current in a typical Andreev-Interferometer and outlined connections to existing and future experiments.

We would like to acknowledge useful discussions with A.D. Zaikin, G. Schön, T.M. Klapwijk, J.J.A. Baselmans, H. Weber, T. Heikkilä, O. Kuhn, and R. Taboryski. This work was supported by the DFG through SFB 195 and GK 284 and by the EU through the EU-TMR “Superconducting Nanocircuits”.

- ¹ P.G. de Gennes, *Rev. Mod. Phys.* **36**, 225 (1964).
- ² Special issue of *Superlattices and Microstructures*, **25**, 627–1288 (1999) ed. P.F. Bagwell, and references therein.
- ³ G.E. Blonder, M. Tinkham, and T.M. Klapwijk, *Phys. Rev. B* **25**, 4515 (1982).
- ⁴ A. Kastalsky *et al.*, *Phys. Rev. Lett.* **67**, 3026 (1991).
- ⁵ Yu.V. Nazarov and T.H. Stoof, *Phys. Rev. Lett.* **76**, 823 (1996).
- ⁶ A.A. Golubov, F.K. Wilhelm, and A.D. Zaikin, *Phys. Rev. B* **55**, 1123 (1997).
- ⁷ H. Courtois *et al.*, *J Low Temp. Phys.* **116**, 187 (1999).
- ⁸ V.T. Petrashov *et al.*, *Phys. Rev. Lett.* **74**, 5268 (1995).
- ⁹ A. F. Volkov, A. F. N. Allsopp, and C. J. Lambert, *J. Phys. Condens. Matter* **8**, L45 (1996).
- ¹⁰ H. Courtois *et al.*, *Phys. Rev. Lett.* **76**, 130 (1996).
- ¹¹ S. Guéron *et al.*, *Phys. Rev. Lett.* **77**, 3025 (1996).
- ¹² A.A. Golubov and M.Yu. Kupriyanov, *J. Low Temp. Phys.* **70**, 83 (1988); *JETP* **69**, 805 (1989).
- ¹³ W. Belzig, C. Bruder, and G. Schön, *Phys. Rev. B* **54**, 9443 (1996).
- ¹⁴ F. Zhou *et al.*, *J. Low Temp. Phys.* **110**, 841 (1998).
- ¹⁵ V.N. Antonov, H. Takayanagi, F.K. Wilhelm, and A.D. Zaikin, submitted.
- ¹⁶ F.K. Wilhelm, A.D. Zaikin, and G. Schön, *J. Low Temp. Phys.* **106**, 305 (1997).
- ¹⁷ H. Courtois, Ph. Gandit, and B. Pannetier, *Phys. Rev. B* **52**, 1162 (1995).
- ¹⁸ F.K. Wilhelm, G. Schön, and A.D. Zaikin, *Phys. Rev. Lett.* **81**, 1682 (1998); to appear in the proceedings of the *Rencontres de Moriond 1999* conference; to appear in *Physica B*.
- ¹⁹ P. Dubos *et al.*, to appear in *Physica B*.
- ²⁰ K.K. Likharev, *Dynamics of Josephson Junctions and Circuits* (Gordon and Breach, N.Y., 1986).
- ²¹ M. Tinkham, *Introduction to Superconductivity*, 2nd ed., (McGraw Hill, Singapore, 1996).
- ²² J. Kutchinsky *et al.*, *Phys. Rev. B* **56**, R2932 (1997).
- ²³ W. Belzig, F.K. Wilhelm, C. Bruder, G. Schön, and A.D. Zaikin, *Superlattices and Microstructures* **25**, 1251 (1999).
- ²⁴ C.J. Lambert, R. Raimondi, V. Sweeney, and A.F. Volkov, *Phys. Rev. B* **55**, 6015 (1997).
- ²⁵ A.A. Golubov *et al.*, *Phys. Rev. B* **51**, 1073 (1995).
- ²⁶ B. Josephson in R.D. Parks, *Superconductivity*, (Dekker, N.Y., 1969).
- ²⁷ A. Barone, G. Paterno *Physics and applications of the Josephson effect* (Wiley, N.Y., 1982).
- ²⁸ H. Weber, private communication.
- ²⁹ V.N. Antonov, private communication.
- ³⁰ M.M. Leivo, J.P. Pekola, and D.V. Averin, *Appl. Phys. Lett.* **68**, 996 (1996).
- ³¹ A. Morpurgo, B.J. van Wees, and T.M. Klapwijk, *Appl. Phys. Lett.* **72**, 966 (1998).
- ³² J.J.A. Baselmans, A.F. Morpurgo, B.J. van Wees, and T.M. Klapwijk, *Nature* **397**, 45 (1999).