

Nonadiabatic Landau Zener tunneling in Fe₈ molecular nanomagnets

W. WERNSDORFER¹, R. SESSOLI², A. CANESCHI², D. GATTESCHI² and A. CORNIA³

¹ *Lab. de Mag. Louis Néel – CNRS, BP166, 38042 Grenoble, France*

² *Dept. of Chemistry, Univ. of Florence, Via Maragliano 77, 50144 Firenze, Italy*

³ *Dept. of Chemistry, Univ. of Modena, Via G. Campi 183, 41100 Modena, Italy*

(received 28 Oct. 99; accepted)

PACS. 75.45+j – Macroscopic quantum phenomena in magnetic systems.

PACS. 75.50 Tt – Fine-particle systems.

PACS. 75.60 Ej – Magnetisation curves, hysteresis, Barkhausen and related effects.

Abstract. – The Landau Zener method allows to measure very small tunnel splittings Δ in molecular clusters Fe₈. The observed oscillations of Δ as a function of the magnetic field applied along the hard anisotropy axis are explained in terms of topological quantum interference of two tunnel paths of opposite windings. Studies of the temperature dependence of the Landau Zener transition rate P gives access to the topological quantum interference between excited spin levels. The influence of nuclear spins is demonstrated by comparing P of the standard Fe₈ sample with two isotopically substituted samples. The need of a generalised Landau Zener transition rate theory is shown.

During the last few decades, a large effort has been spent to understand the detailed dynamics of quantum systems that are exposed to time-dependent external fields and dissipative effects [1]. It has been shown that molecular magnets offer an unique opportunity to explore the quantum dynamics of a large but finite spin. These molecules are the final point in the series of smaller and smaller units from bulk magnets to single magnetic moments. They are regularly assembled in large crystals where often all molecules have the same orientation. Hence, macroscopic measurements can give direct access to single molecule properties.

The most prominent examples are a dodecanuclear mixed-valence manganese-oxo cluster with acetate ligands, Mn₁₂ [2], and an octanuclear iron(III) oxo- hydroxo cluster of formula [Fe₈O₂(OH)₁₂(tacn)₆]⁸⁺, Fe₈ [3], where tacn is a macrocyclic ligand. Both systems have a spin ground state of $S = 10$, and an Ising-type magneto-crystalline anisotropy, which stabilises the spin states with the quantum numbers $M = \pm 10$ and generates an energy barrier for the reversal of the magnetisation of about 67 K for Mn₁₂ and 25 K for Fe₈ [2, 3].

Fe₈ is particular interesting for studies of quantum tunnelling because it shows a pure quantum regime, i.e. below 360 mK the relaxation is purely due to quantum tunnelling, and not to thermal activation [4]. We showed recently that the Landau Zener method can be used to measure the very small tunnel splittings Δ in Fe₈ [5]. The observed oscillations of

Δ as a function of the magnetic field applied along the hard anisotropy axis are explained in terms of topological quantum interference of two tunnel paths of opposite windings which was predicted by Garg [6]. This observation was the first direct evidence of the topological part of the quantum spin phase (Berry or Haldane phase [7, 8]) in a magnetic system.

Recently, we demonstrate the influence of nuclear spins, proposed by Prokof'ev and Stamp [9], by comparing relaxation and hole digging measurements [10] of two isotopically substituted samples: (i) the hyperfine coupling was increased by the substitution of ^{56}Fe with ^{57}Fe , and (ii) decreased by the substitution of ^1H with ^2H . These measurements were supported quantitatively by numerical simulations taking into account the altered hyperfine coupling [10, 11].

In this letter, we present studies of the temperature dependence of the Landau Zener transition rate P yielding a deeper insight into the spin dynamics of the Fe_8 cluster. By comparing the three isotopic samples we confirm the influence of nuclear spins on the tunneling mechanism and in particular on the lifetime of the first excited states. Our measurements show the need of a generalised Landau Zener transition rate theory taking into account environmental effects such as hyperfine and spin-phonon coupling [12].

All measurements of this article were performed using a new technique of micro-SQUIDs where the sample is directly coupled with an array of micro-SQUIDs [13]. The high sensitivity of this magnetometer allows us to study single Fe_8 crystals [14] of the order of 10 to 500 μm .

The crystals of the standard Fe_8 cluster, $^{\text{st}}\text{Fe}_8$ or Fe_8 , $[\text{Fe}_8(\text{tacn})_6\text{O}_2(\text{OH})_{12}]\text{Br}_8 \cdot 9\text{H}_2\text{O}$ where $\text{tacn} = 1,4,7$ - triazacyclononane, were prepared as reported by Wiegardt *et al.* [14]. For the synthesis of the ^{57}Fe -enriched sample, $^{57}\text{Fe}_8$, a 13 mg foil of 95% enriched ^{57}Fe was dissolved in a few drops of HCl/HNO_3 (3 : 1) and the resulting solution was used as the iron source in the standard procedure. The ^2H -enriched Fe_8 sample, $^{\text{D}}\text{Fe}_8$, was crystallised from pyridine- d_5 and D_2O (99%) under an inert atmosphere at 5°C by using a non-deuterated $\text{Fe}(\text{tacn})\text{Cl}_3$ precursor. The amount of isotope exchange was not quantitatively evaluated, but it can be reasonably assumed that the H atoms of H_2O and of the bridging OH groups, as well as a part of those of the NH groups of the tacn ligands are replaced by deuterium while the aliphatic hydrogens are essentially not affected. The crystalline materials were carefully checked by elemental analysis and single-crystal X-ray diffraction.

The simplest model describing the spin system of Fe_8 molecular clusters has the following Hamiltonian [3]:

$$H = DS_z^2 + E(S_x^2 - S_y^2) + H_2 - g\mu_B\mu_0\vec{S}\vec{H} \quad (1)$$

S_x , S_y , and S_z are the three components of the spin operator, D and E are the anisotropy constants, H_2 takes into account weak higher order terms [15, 16], and the last term of the Hamiltonian describes the Zeeman energy associated with an applied field \vec{H} . This Hamiltonian defines a hard, medium, and easy axes of magnetisation in x , y and z direction, respectively. It has an energy level spectrum with $(2S + 1) = 21$ values which, in first approximation, can be labelled by the quantum numbers $M = -10, -9, \dots, 10$. The energy spectrum, can be obtained by using standard diagonalisation techniques of the $[21 \times 21]$ matrix describing the spin Hamiltonian $S = 10$. At $\vec{H} = 0$, the levels $M = \pm 10$ have the lowest energy. When a field H_z is applied, the energy levels with $M < 0$ increase, while those with $M > 0$ decrease. Therefore, different energy values can cross at certain fields. This crossing can be avoided by transverse terms containing S_x or S_y spin operators which split the levels. The spin S is *in resonance* between two states M and M' when the local longitudinal field is close to such an avoided energy level crossing ($|H_z| < 10^{-8}$ T for the avoided level crossing around $H_z = 0$). The energy gap, the so-called tunnel splitting $\Delta_{M,M'}$, can be tuned by an applied field in the xy -plane via the $S_x H_x$ and $S_y H_y$ Zeeman terms. It turns out that a field in H_x direction

(hard anisotropy direction) can periodically change the tunnel splitting Δ as displayed in Fig. 1 where H_2 in Eq. 1 was taken from [16]. In a semi-classical description, these oscillations are due to constructive or destructive interference of quantum spin phases of two tunnel paths [6].

A direct way of measuring the tunnel splittings $\Delta_{M,M'}$ is by using the Landau-Zener model [17, 18] which gives the tunnelling probability $P_{M,M'}$ when sweeping the longitudinal field H_z at a constant rate over an avoided energy level crossing [19]:

$$P_{M,M'} = 1 - e^{-\frac{\pi \Delta_{M,M'}^2}{2\hbar g \mu_B |M-M'| \mu_0 dH_z/dt}} \quad (2)$$

Here, M and M' are the quantum numbers of the avoided energy level crossing, dH_z/dt is the constant field sweeping rate, $g \approx 2$, μ_B the Bohr magneton, and \hbar is Planck's constant.

In order to apply the Landau-Zener formula (Eq. 2), we first cooled the sample from 5 K down to 0.04 K in a field of $H_z = -1.4$ T yielding a negative saturated magnetisation state. Then, we swept the applied field at a constant rate over the zero field resonance transition and measured the fraction of molecules which reversed their spin. This procedure yields the tunnelling rate $P_{-10,10}$ and thus the tunnel splitting $\Delta_{-10,10}$ (Eq. 2). The predicted Landau-Zener sweeping field dependence of $P_{-10,10}$ can be checked by plotting $\Delta_{-10,10}$ as a function of the field sweeping rate which should show a constant which was indeed the case for sweeping rates between 1 and 0.001 T/s (fig. 2). The deviations at lower sweeping rates are mainly due to the *hole-digging mechanism* [20, 21] which slows down the relaxation. The comparison with the isotopically substituted Fe_8 samples shows a clear dependence of $\Delta_{-10,10}$ on the hyperfine coupling (Fig. 2). Such an effect has been predicted for a *constant* applied field by Tupitsyn *et al.* [22].

All measurement so far were done in the pure quantum regime ($T < 0.36$ K) where transition via excited spin levels can be neglected. We discuss now the temperature region of small thermal activation ($T < 0.7$ K) where we should consider transition via excited spin levels [23]. We make the Ansatz that only ground state tunnelling ($M = \pm 10$) and transitions via the first excited spin levels ($M = \pm 9$) are relevant for temperatures slightly above 0.36 K. We will see that this Ansatz describes well our experimental data but, nevertheless, it would be important to work out a complete theory [25].

In order to measure the temperature dependence of the transition rate, we used the Landau-Zener method [17] as described above with a phenomenological modification of the transition rate P (for a negative saturated magnetisation):

$$P = n_{-10} P_{-10,10} + P_{th} \quad (3)$$

where $P_{-10,10}$ is given by Eq. 2, n_{-10} is the Boltzmann population of the $M = -10$ spin level, and P_{th} is the overall transition rate via excited spin levels. $n_{-10} \approx 1$ for the considered temperature $T < 0.7$ K and a negative saturated magnetisation of the sample.

Fig. 3 displays the measured transition rate P for $^{st}\text{Fe}_8$ as a function of a transverse field H_x and for several temperatures. The oscillation of P are seen for all temperatures but the periods of oscillations decreases for increasing temperature (Fig. 4). This behaviour can be explained by the giant spin model (Eq. 1) with higher order transverse terms (H_2). Indeed, the tunnel splittings of excited spin levels oscillate as a function of H_x with decreasing periods (Fig. 1).

Fig. 5 displays the transition rate via excited spin levels $P_{th} = P - n_{-10} P_{-10,10}$. Surprisingly, the periods of P_{th} are temperature independent in the region $T < 0.7$ K. This suggests that only transitions via excited levels $M = \pm 9$ are important in this temperature regime. This statement is confirmed by the following estimation [26], see also Ref. [25].

Using Eq. 2, typical field sweeping rates of 0.1 T/s, and tunnel splittings from Fig. 1, one easily finds that the Landau Zener transition probability of excited levels are $P_{-M,M} \approx 1$ for $M < 10$ and $\vec{H} \approx 0$. This means that the relaxation rates via excited levels are mainly governed by the lifetime of the excited levels and the time $\tau_{res,M}$ during which these levels are in resonance. The later can be estimated by

$$\tau_{res,M} = \frac{\Delta_{-M,M}}{g\mu_B M \mu_0 dH_z/dt}. \quad (4)$$

The probability for a spin to pass into the excited level M can be estimated by $\tau_M^{-1} e^{-E_{10,M}/k_B T}$, where $E_{10,M}$ is the energy gap between the levels 10 and M , and τ_M is the lifetime of the excited level M . We yield [26]

$$P_{th} \approx \sum_{M=9,8} \frac{\tau_{res,M}}{\tau_M} e^{-E_{10,M}/k_B T} \approx \sum_{M=9,8} \frac{\Delta_{-M,M}}{\tau_M g\mu_B M \mu_0 dH_z/dt} e^{-E_{10,M}/k_B T}. \quad (5)$$

Note that this estimation neglects higher excited levels with $|M| < 8$ [27]. Fig. 6 displays the measured P_{th} for the three isotopic Fe_8 samples. For $0.4 \text{ K} < T < 1 \text{ K}$ we fitted Eq. 5 to the data leaving only the level lifetimes τ_9 and τ_8 as adjustable parameters. All other parameters are calculated using Eq. 1 [28]. We obtain $\tau_9 = 1.0, 0.5$, and $0.3 \times 10^{-6} \text{ s}$, and $\tau_8 = 0.7, 0.5$, and $0.4 \times 10^{-7} \text{ s}$ for $^D\text{Fe}_8$, $^{st}\text{Fe}_8$, and $^{57}\text{Fe}_8$, respectively. This result justifies our Ansatz of considering only the first excited level for $0.4 \text{ K} < T < 0.7 \text{ K}$. Indeed, the second term of the summation in Eq. 5 is negligible in this temperature interval. It is interesting to note that this finding is in contrast to hysteresis loop measurements on Mn_{12} [30] which suggested an abrupt transition between thermal assisted and pure quantum tunnelling [31]. Furthermore, our result shows clearly the influence of nuclear spins which seem to decrease the level lifetimes τ_M , *i.e.* to increase dissipative effects.

The nuclear magnetic moment and not the mass of the nuclei seems to have the major effect on the dynamics of the magnetization. In fact the mass is increased in both isotopically modified samples whereas the effect on the the relaxation rate is opposite. On the other hand ac susceptibility measurements at $T > 1.5 \text{ K}$ showed no clear difference between the three samples [32] suggesting that above this temperature, where the relaxation is predominately due to spin-phonon coupling [23, 24], the role of the nuclear spins is less important. Although the increased mass of the isotopes changes the spin-phonon coupling, this effect seems to be small.

We can also exclude that the change of mass for the three isotopic samples has induced a significant change in the magnetic anisotropy of the clusters. In fact the measurements below $T < 0.35 \text{ K}$, where spin-phonon coupling is negligible, have shown that (i) relative positions of the resonances as a function of the longitudinal field H_z are unchanged [33], and (ii) all three samples have the same period of oscillation of Δ as a function of the transverse field H_x [5], a period which is very sensitive to any change of the anisotropy constants.

In conclusion, we presented detailed measurements based the Landau Zener method which demonstrated again that molecular magnets offer an unique opportunity to explore the quantum dynamics of a large but finite spin. We believe that a more sophisticated theory is needed which describes the dephasing effects of the environment.

D. Rovai, and C. Sangregorio are acknowledged for help by sample preparation. We are indebted to J. Villain for many fruitful discussions. This work has been supported by DRET and Rhone-Alpe.

REFERENCES

- [1] For a review: GRIFONI M. and HÄNGGI P., *Phys. Rep.*, **304** (1998) 229.
- [2] SESSOLI R., GATTESCHI D., CANESCHI A. and NOVAK M.A., *Nature (London)*, **365** (1993) 141; CANESCHI A. *et al.*, *J. Magn. Magn. Mat.*, **200** (1999) 182.
- [3] BARRA A.-L., DEBRUNNER P., GATTESCHI D., SCHULZ CH.E., and SESSOLI R., *Europhys. Lett.*, **35** (1996) 133.
- [4] SANGREGORIO C., OHM T., PAULSEN C., SESSOLI R. and GATTESCHI D., *Phys. Rev. Lett.*, **78** (1997) 4645.
- [5] WERNSDORFER W. and SESSOLI R., *Science*, **284** (1999) 133.
- [6] GARG A., *Europhys. Lett.*, **22** (1993) 205; GARG A., *Phys. Rev. Lett.*, **83** (1999) 1513. That Garg's findings remains true for small spin quantum numbers has been argued by WEIGERT S., *Europhys. Lett.*, **26** (1994) 561; see also ENZ M. and SCHILLING R., *J. Phys. C*, **19** (1986) 1765 and L711. Garg proved very recently that his earlier semiclassical solution is exact in leading order in $1/S$ where S is the spin, <http://xxx.lanl.gov/cond-mat/0003319>.
- [7] BERRY M. V., *Proc. R. Soc. London A*, **392** (1984) 45.
- [8] HALDANE F.D.M., *Phys. Rev. Lett.*, **50** (1983) 1153; *Phys. Rev. Lett.*, **61** (1988) 1029.
- [9] PROKOF'EV N.V. and STAMP P.C.E., *Phys. Rev. Lett.*, **80** (1998) 5794; PROKOF'EV N.V. and STAMP P.C.E., *J. Low Temp. Phys.*, **104** (1996) 143, see also <http://xxx.lanl.gov/cond-mat/0001080>.
- [10] WERNSDORFER W., CANESCHI A., SESSOLI R., GATTESCHI D., CORNIA A., VILLAR V., PAULSEN C., *Phys. Rev. Lett.*, **84** (2000) 2965.
- [11] ROSE G., STAMP P.C.E. and TUPITSYN I.S., submitted to *Phys. Rev. Lett.* (2000).
- [12] For a review: TUPITSYN I.S. and BARBARA B., <http://xxx.lanl.gov/cond-mat/0002180> (2000).
- [13] WERNSDORFER W., PhD Thesis, Joseph Fourier University, Grenoble, 1996; WERNSDORFER W., *et al.*, <http://xxx.lanl.gov/cond-mat/9912123>, (1999).
- [14] WIEGHARDT K., POHL K., JIBRIL I., HUTTNER G., *Angew. Chem. Int. Ed. Engl.*, **23** (1984) 77.
- [15] CACIUFFO R., AMORETTI G., MURANI A., SESSOLI R., CANESCHI A., AND GATTESCHI D., *Phys. Rev. Lett.*, **81** (1998) 4744.
- [16] For the calculation of the tunnel splitting in Fig. 1 we used the forth order terms as defined in [15] with $D = -0.289$ K, $E = 0.055$ K, $B_4^0 = 0.72 \times 10^{-6}$ K, $B_4^2 = 1.01 \times 10^{-5}$ K, $B_4^4 = -0.43 \times 10^{-4}$ K, which are close to the values obtained by EPR measurements in BARRA A.-L., GATTESCHI D., SESSOLI R., *Chem. Eur. J.*, (2000) in press; see also <http://xxx.lanl.gov/cond-mat/0002386>.
- [17] LANDAU L., *Phys. Z. Sowjetunion*, **2** (1932) 46; ZENER C., *Proc. R. Soc. London, Ser. A*, **137** (1932) 696; STÜCKELBERG E.C.G., *Helv. Phys. Acta*, **5** (1932) 369.
- [18] MIYASHITA S., *J. Phys. Soc. Jpn.*, **64** (1995) 3207 and **65** (1996) 2734; DOBROVITSKI V.V. and ZVEZDIN A.K., *Euro. Phys. Lett.*, **38** (1997) 377; L. GUNTHER, *Euro. Phys. Lett.*, **39** (1997) 1; ROSE G., STAMP P.C.E., *J. Low Temp. Phys.*, **113** (1998) 1153; THORWART M., REIMANN P., JUNG P., FOX R.F., *Chem. Phys.*, **235** (1998) 61.
- [19] Leuenberger and Loss [25] proposed recently that the incoherent Landau-Zener transition probability P_{inc} has an exponent that is twice as large as the one of the coherent Landau-Zener transition probability P_{coh} . This is simple due to a different definition. Whereas P_{coh} is defined as an escape probability, $1 - P_{\text{inc}}$ is defined as the difference of population of up and down spins. In all previous publications [5, 13], we did take into account this factor two when converting the measured change of magnetisation into an escape probability of incoherent Landau-Zener transitions (Eq. 2).
- [20] OHM T., SANGREGORIO C. and PAULSEN C., *Europhysics J. B*, **6** (1998) 595; *J. Low Temp. Phys.*, **113** (1998) 1141.
- [21] WERNSDORFER W., OHM T., SANGREGORIO C., SESSOLI R., MAILLY D. and PAULSEN C., *Phys. Rev. Lett.*, **82** (1999) 3903; WERNSDORFER W., SESSOLI R. and GATTESCHI D., *Europhys. Lett.*, **47** (1999) 254
- [22] TUPITSYN I.S., PROKOF'EV N.V., STAMP P.C.E., *Int J Mod Phys B*, **11** (1997) 2901; TUPITSYN I.S., *JETP Lett.*, **67** (1998) 28.
- [23] FORT A., RETTORI A., VILLAIN J., GATTESCHI D., and SESSOLI R., *Phys. Rev. Lett.*, **80** (1998) 612.

- [24] LEUENBERGER M.N. and LOSS D., *Europhys. Lett.*, **46** (1999) 692; *Phys. Rev. B*, **61** (2000) 1286.
- [25] After distributing preprints of this work LEUENBERGER M.N. and LOSS D., worked out a theory considering *only* spin-phonon coupling, <http://xxx.lanl.gov/cond-mat/9911065>. They adjusted their result to our data and found spin-phonon coupling constants which are much larger than those found for Mn₁₂ [24]. See also Ref. [12], Sec. 4.2 and the recent work of THORWART.M., GRIFONI M. and HÄNGGI P., <http://xxx.lanl.gov/quant-ph/9912024>, (1999).
- [26] This *rough* estimation has been worked out after discussions with VILLAIN J., see also [25] and ABRAGAM A. AND BLEANEY B., *Electron paramagnetic resonance of transition ions*, Chap. 10, Clarendon Press, Oxford (1970). It would be important to work out a complete theory taking into account hyperfine *and* spin-phonon coupling.
- [27] Phonon induced transitions with $|\Delta M| > 2$ are very small [23]. Also the Boltzmann factor $e^{-E_{10,M}/k_B T}$ is very small for $M < 8$ and $T < 1$ K.
- [28] Using Eq. 1 we found $\Delta_{-9,9}/k_B = 0.5 \times 10^{-5}$ K, $\Delta_{-8,8}/k_B = 0.2 \times 10^{-3}$ K, $E_{10,9}/k_B = 5.3$ K, and $E_{10,8}/k_B = 9.8$ K for $\vec{H} = 0$.
- [29] WERNSDORFER W., CHIORESCU I., SESSOLI R., GATTESCHI D. and MAILLY D., <http://xxx.lanl.gov/cond-mat/9912105>
- [30] KENT A. D., YICHENG ZHONG, BOKACHEVA L., RUIZ D., HENDRICKSON D.N. and SARACHIK M.P., *Europhys. Lett.*, **49** (2000) 521.
- [31] GARANIN D.A. AND CHUDNOVSKY E.M., *Phys. Rev. B*, **56** (1997) 11102; *Phys. Rev. B*, **59** (1999) 3671.
- [32] PAULSEN C., private communication.
- [33] We observed a small shift of the resonances of the order of magnitude of 1 mT, positive for $^{57}\text{Fe}_8$ and negative for $^{57}\text{Fe}_8$ ($M_{\text{init}} = -M_s$). This can also be attributed to the modified hyperfine fields. However, a quantitative measurement is complicated by the fact that it is impossible to have two crystal with exactly the same shape, i.e. the same internal fields.

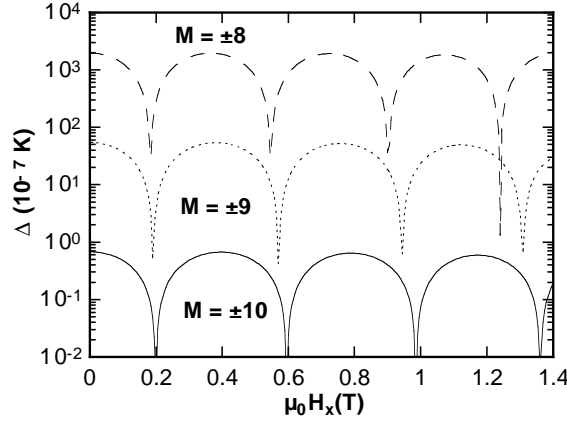


Fig. 1. – Calculated tunnel splitting $\Delta_{M,M'}$ (Eq. 1) as a function of the transverse field H_x for quantum transition between $M = \pm 10, \pm 9$ and ± 8 .

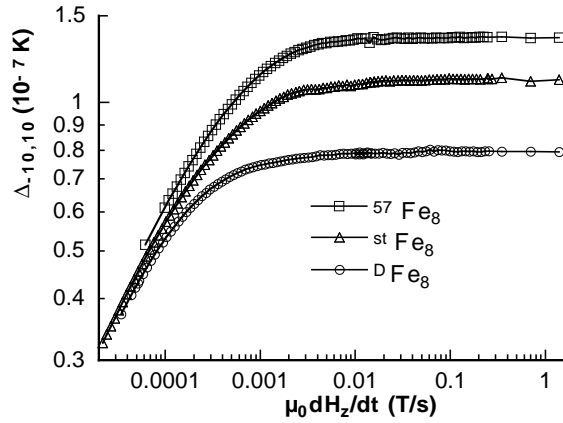


Fig. 2. – Field sweeping rate dependence of the tunnel splitting $\Delta_{-10,10}$ measured by a Landau Zener method for three Fe_8 samples, for $H_x = 0$. The Landau Zener method works in the region of high sweeping rates where $\Delta_{-10,10}$ is sweeping rate independent. Note that the differences of $\Delta_{-10,10}$ between the three samples are rather small in comparison to the oscillations in Fig. 3.

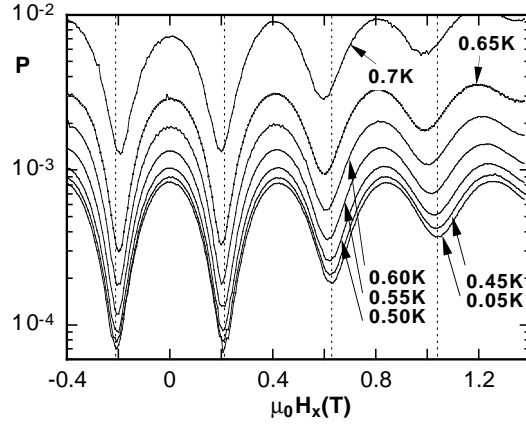


Fig. 3. – Transverse field dependence of the transition rate P at several temperatures, and the ground state transition rate $P_{-10,10}$ measured at $T = 0.05$ K and for ^{57}Fe . The field sweeping rate was 0.14 T/s. The dotted lines indicate the minima of $P_{-10,10}$.

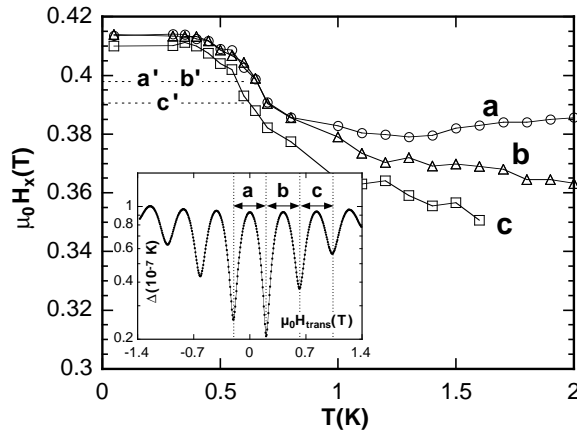


Fig. 4. – Temperature dependence of the field between minima of the transition rate P in Fig. 3. a, b, and c are defined in the inset. The dotted line labelled with a', b', and c' where take from P_{th} of Fig. 5; see also [29].

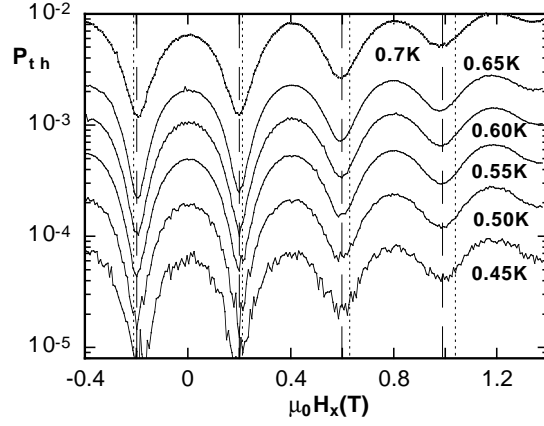


Fig. 5. – Transverse field dependence of P_{th} which is the difference between the measured tunnel probability P and the ground state tunnel probability $n_{-10}P_{-10,10}$ measured at $T = 0.05\text{K}$ (see Fig. 3). The field sweeping rate was 0.14 T/s . The long dotted lines indicate the minima of P_{th} whereas the short dotted lines indicate the minima of $P_{-10,10}$.

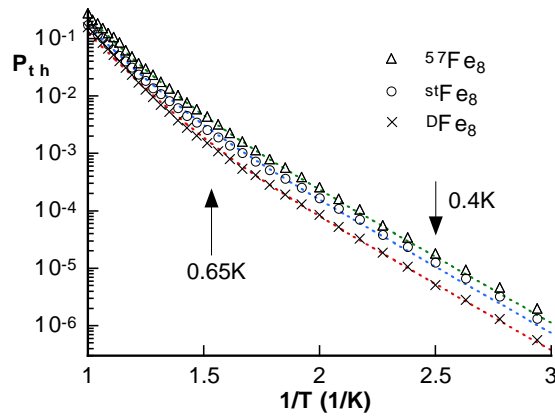


Fig. 6. – Temperature dependences of P_{th} for $H_x = 0$ for three Fe_8 samples. The field sweeping rate was 0.14 T/s . The dotted lines are fits of the data using Eq. 5 [28].