

Collective Modes of Quantum Hall Stripes

R. Côté¹ and H.A. Fertig²

¹ *Département de Physique, Université de Sherbrooke,
Sherbrooke, Québec, Canada J1K-2R1*

² *Department of Physics and Astronomy, University of Kentucky,
Lexington KY 40506-0055*

(November 11, 2018)

Abstract

The collective modes of striped phases in a quantum Hall system are computed using the time-dependent Hartree-Fock approximation. Uniform stripe phases are shown to be unstable to the formation of modulations along the stripes, so that within the Hartree-Fock approximation the groundstate is a stripe *crystal*. Such crystalline states are generically gapped at any finite wavevector; however, in the quantum Hall system the interactions of modulations among different stripes is found to be remarkably weak, leading to an infinite collection of collective modes with immeasurably small gaps. The resulting long wavelength behavior is derivable from an elastic theory for smectic liquid crystals. Collective modes for the phonon branch are computed throughout the Brillouin zone, as are spin wave and magnetoplasmon modes. A soft mode in the phonon spectrum is identified for partial filling factors sufficiently far from $1/2$, indicating a second order phase transition. The modes contain several other signatures that should be experimentally observable.

PACS: 73.40.Hm,73.20.Mf,73.20.Dx

I. INTRODUCTION AND SUMMARY OF RESULTS

Recently, it has been discovered [1,2] that high quality two-dimensional electron systems in the quantum Hall regime (strong perpendicular magnetic field, low temperature) host states with highly anisotropic transport properties. These occur when the filling factor $\nu = 2\pi n\ell^2$ (n is the electron density, $\ell = \sqrt{\hbar c/eB}$ the magnetic length and B the magnetic field) is close to half integer with numerator not too small. The strongest effects seem to occur for $\nu \sim 9/2$, with similar phenomena present at $11/2$, $13/2$, ... etc. Near these filling factors a large asymmetry is observed in the diagonal components of the resistivity tensor ρ_{xx} and ρ_{yy} that sets in below approximately 100 mK in GaAs systems. The resistivity ratios ρ_{xx}/ρ_{yy} may be as large as 3500 [3], although the effect is exaggerated by system geometry [4]. The directions of high/low resistance are clearly correlated with the GaAs crystal axes, although the precise mechanism by which they are chosen is at present unknown. For states near $\nu = 11/2$, $15/2$, $19/2$, etc, the high/low resistance directions may be rotated by application of an in-plane magnetic field [3,5].

States leading to this anisotropic transport are likely to be related to *striped* states that were found in mean-field studies [6,7] of systems in which several Landau levels are filled, and the highest occupied Landau level has a partial filling ν_x in the range $0.35 \lesssim \nu_x \lesssim 0.65$. Such ordering has been shown to occur in exact diagonalization studies of finite size systems [8]. In a seminal theoretical work, the stability of this state to thermal and quantum fluctuations was investigated by Fradkin and Kivelson [9], who pointed out a powerful analogy between liquid crystals and quantum Hall stripes. The analogy allows a classification of states according to symmetries; these include stripe crystal, smectic, and nematic phases. As will be shown below, at zero temperature mean-field theory predicts that the stripe crystal is lowest in energy among these. However, it has been argued that the smectic state may be stabilized by quantum [10] or thermal [11] fluctuations, or both [9]. Finite temperature studies [12] of a model representing the nematic phase yield impressive agreement with experiment of the resistance anisotropy at temperatures that are not too

low. Effects of in-plane magnetic fields [13,14] have been studied and have provided some understanding of the interchange of the high/low resistance directions, although the different experimental behavior for $\nu = 13/2, 17/2, \dots$ is still unexplained.

Beyond transport studies, low-dimensional electron systems may be probed by coupling to their collective modes, for example via inelastic light scattering [15] or surface acoustic waves [16]. These collective modes for quantum Hall stripes are the subject of this study. Our method will be the time-dependent Hartree-Fock approximation in the form developed by Côté and MacDonald [17]. The method requires a static Hartree-Fock groundstate around which we can compute excitations. The simplest form [6] for such state is to treat the completely filled $N-1$ Landau levels as inert, and form a one dimensional array of alternating filled and empty guiding center states in the partially filled N th Landau level. In this approximation, the low energy Hamiltonian for the partially filled level may be mapped to the lowest Landau level, with a modified electron-electron interaction. This modification is responsible for the low energy of stripe ordering in this system [6].

We find, however, that uniform stripe states are unstable within the Hartree-Fock approximation to formation of modulations along the stripes. The resulting state is essentially an ordered array of one-dimensional crystals, i.e., a “stripe crystal” [9]. Fig. 1 illustrates the charge density for a stripe crystal phase. The amplitude of the density modulation along the stripe is small; nevertheless, the energy gained in going from uniform stripes to the stripe crystal is considerable. For example, for $\nu_x = 0.5$ in the $N = 3$ Landau level, the striped phase is found to have energy per particle of -0.279691 in units of $e^2/\kappa\ell$ (here κ is the dielectric constant; this will be our unit of energy throughout this paper), while the stripe crystal has energy -0.281465 . For the parameters of Ref. [3], the energy difference between these two states is 112 mK, well above the temperatures for which anisotropic transport is observed. Similar results are found at other values of both N and ν_x .

The energy lowering in forming modulations along the stripes is largely an intrastripe effect. For example, one may compute the energy of a stripe crystal with a rectangular unit cell rather than the oblique one illustrated in Fig. 1. The modulations of the stripes in this

state are “in-phase”, requiring an additional Hartree energy. However, due to the weakness of the modulations and the long-range nature of the Coulomb interaction, the quantitative value of this energy cost is minuscule, of the order $10^{-8}e^2/\kappa\ell \sim 10^{-6}$ K. Thus, the chains may easily slide past one another. Certainly, at any experimentally attainable temperature, the crystal will melt into a series of thermally and quantum disordered one-dimensional crystals [10].

In principle, at zero temperature Hartree-Fock theory predicts the system locks into a stripe crystal. The collective modes around this state may be characterized by wavevectors $\mathbf{k} = (k_{\parallel}, k_{\perp})$, where k_{\parallel} is the wavevector component parallel to the stripes and k_{\perp} is the perpendicular component. The low energy collective modes are phonons, and in principle are gapped everywhere except at $\mathbf{k} = 0$. In practice, because of the small energy scale associated with locking, we find nearly gapless modes whenever $k_{\parallel} = 0$, independent of k_{\perp} ; the gaps are barely resolved by our numerical technique, and are far below currently experimentally attainable temperature scales. The low energy collective modes are thus highly reminiscent of what is expected for a smectic state [9].

Fig. 2 illustrates the phonon modes for several values of k_{\perp} as a function of k_{\parallel} , computed using the time-dependent Hartree-Fock approximation (TDHFA) as described below. Several important features are worth noting.

(1) The modes disperse linearly except for $k_{\perp} = 0$, which disperses more slowly. As shown below, this is consistent with a harmonic theory of a charged smectic system in a magnetic field. The apparent absence of a gap for $k_{\perp} \neq 0$ arises because in these collective modes the motion of the electrons is parallel to the stripe direction. (This can be seen from the eigenvector of the phonon mode from which one can compute the motion of the stripes in real space. See Ref. [18] for details.) The gap is then controlled by interactions of the modulations in different stripes, which is very weak in this system.

(2) For larger values of k_{\parallel} , the modes become independent of k_{\perp} . Physically, this arises because the phonon modes are nearly longitudinal for large k_{\parallel} , involving motion of the stripe modulations but no significant motion of the positions of the stripes relative to one

another [18]. Since the stripe modulations communicate so weakly, the relative phase of motion between stripes has practically no effect on the energy of the mode – hence, no k_{\perp} dependence.

(3) As might be expected, a gap opens up near $k_{\parallel} = \pm\pi/b$, where b is the distance between modulations of a stripe. This leads to a local maximum in the phonon dispersion. In light of (2) above, and as may be seen explicitly in Fig. 2, the maximum is extremely flat along the k_{\perp} direction. As a result, there is a large phonon density of states (DOS) at this energy, as illustrated in Fig. 3. Other minima and maxima appear in the phonon dispersion which also contribute to structure in the DOS, most notably a double peak at approximately half the energy of the π/b peak. Such structures may be observable in inelastic light scattering [15], and their detection would yield optical evidence of stripe ordering in this system.

(4) A very low energy mode appears along the Brillouin zone boundary at $k_{\perp} = \pm\pi/a$ (a is the separation between the stripes) near $k_{\parallel} = \pm\pi/2b$. As $|\nu - 0.5|$ increases, this mode becomes soft (vanishing in energy) just above $|\nu - 0.5| = 0.1$. This indicates a second order phase transition and increased structure in the stripe state as one moves sufficiently away from half-filling [19]. This may indicate a second order phase transition into a “bubble phase” [6] or some precursor of this phase. Alternatively, it may represent a buckling instability, in which neighboring maxima within a stripe displace perpendicular to the stripe and antiparallel to one another. (Such instabilities are known to occur at Wigner crystal edges [20].) The precise motion of the charge in the soft mode is quite complex [18]. Work is currently underway to determine the precise nature of the groundstate after the instability has occurred.

In addition to the low energy phonon modes, the stripe phases support magnetoplasmon modes and spin wave modes, and we have explicitly computed them in TDHFA. Fig. 4 illustrates an example of the magnetoplasmon modes appearing as poles of the density response function in the first Brillouin zone. The several apparent branches may be understood when the structure is compared to analogous modes for a liquid state (no stripes) of the same partially filled Landau level, illustrated by the solid lines in the same figure. One may see

that folding higher order Brillouin zones into the first roughly generates the modes captured by the TDHFA. One may thus treat the effect of stripe ordering on these high energy modes to a first approximation as that of a periodic potential on an electron gas. A similar effect occurs for the spin-wave modes. This does *not* occur for the phonon modes because no such modes exist in the liquid state.

The presence of several branches of modes near small values of k in principle may be detected by optical or surface acoustic wave methods. Such an observation would constitute a relatively direct demonstration of striped ordering since it indicates zone-folding effects associated with a unidirectional periodic modulation.

The remainder of this article is organized as follows. In Section II, the Hartree-Fock method used to generate mean-field states is briefly discussed, and some more details of the results are provided. Section III briefly outlines the method used to obtain collective modes, and presents the remainder of our results for collective modes, both in the stripe state and, for comparison, in the liquid state. We conclude with a summary (Section IV). There are three Appendices. Appendix A provides some details of the proper formulation for TDHFA in high Landau levels in general and striped states in particular. Analytic expressions for collective modes of liquid states for partially filled Landau levels are presented in Appendix B. Appendix C describes a simple elastic theory demonstrating that the results of the TDHFA can be described at long wavelengths by a system with smectic order.

II. HARTREE-FOCK APPROXIMATION

In this Section we briefly review the Hartree-Fock approximation (HFA) as developed in Ref. [17]; some further details are presented in Appendix A. The fundamental quantities in this approach are the operators

$$\rho_{n,m}^{\alpha,\beta}(\mathbf{q}) = \frac{1}{N_\varphi} \sum_X \exp[-iq_x X - iq_x q_y \ell^2] c_{n,\alpha,X}^\dagger c_{m,\beta,X+q_y \ell^2}, \quad (1)$$

where n, m denote Landau level indices, N_φ is the Landau level degeneracy, X are guiding center coordinate quantum numbers and $\alpha, \beta = \pm$ are spin indices. In the HFA, these

quantities are evaluated for a single Slater determinant state, which is accomplished by solving the HFA equation of motion for the Green's function [17]

$$G_{n,m}^{\alpha,\beta}(\mathbf{G},\tau) \equiv -\frac{1}{N_\varphi} \sum_X \left\langle T c_{n,\alpha,X}(\tau) c_{m,\beta,X-G_y\ell^2}^\dagger(0) \right\rangle \exp[-iG_x X + iG_x G_y \ell^2/2], \quad (2)$$

with $\{\mathbf{G}\}$ the ensemble of reciprocal lattice vectors of some assumed crystal structure. The HFA to the groundstate expectation values of $\rho_{n,m}^{\alpha,\beta}(\mathbf{q})$ are non-zero only for \mathbf{q} on the reciprocal lattice, and are readily obtained from [17]

$$\langle \rho_{n,m}^{\alpha,\beta}(\mathbf{G}) \rangle = G_{m,n}^{\beta,\alpha}(\mathbf{G},\tau = 0^-). \quad (3)$$

Hartree-Fock energies, electron densities and response functions may be computed from $\{\langle \rho_{n,m}^{\alpha,\beta}(\mathbf{G}) \rangle\}$.

For filling factors $\nu = 2N + \tilde{\nu}$, a further simplification/approximation is to project the Hamiltonian into the single $N - th$ Landau level, which is formally appropriate when the electron-electron interaction scale $e^2/\kappa\ell$ is much smaller than the cyclotron energy ω_c (we take $\hbar = 1$ throughout this paper). While in experimental situations these energy scales are comparable, calculations [21] retaining several Landau levels show that, for magnetic fields and electron densities relevant to Ref. [1], Landau level mixing lowers the Hartree-Fock energy by $\sim 10^{-4}e^2/\kappa\ell$ for the striped state. This is sufficiently small to be neglected for our present study, and we effectively retain only a single Landau level in our static HFA calculations. Assuming also that there is no spin texture [22] in the ground-state, and denoting by the index p the partially filled Landau level, we have for $\tilde{\nu} < 1$

$$\left\{ \begin{array}{ll} \langle \rho_m^\alpha(\mathbf{G}) \rangle = \delta_{\mathbf{G},0}, & \text{if } m < p; \\ \langle \rho_m^+(\mathbf{G}) \rangle \neq 0, \langle \rho_m^+(\mathbf{0}) \rangle = \tilde{\nu}, & \text{if } m = p; \\ \langle \rho_m^-(\mathbf{G}) \rangle = 0, & \text{if } m = p; \\ \langle \rho_m^\alpha(\mathbf{G}) \rangle = 0, & \text{if } m > p, \end{array} \right. \quad (4)$$

while for $\tilde{\nu} > 1$,

$$\left\{ \begin{array}{ll} \langle \rho_m^\alpha(\mathbf{G}) \rangle = \delta_{\mathbf{G},0}, & \text{if } m < p; \\ \langle \rho_m^+(\mathbf{G}) \rangle = \delta_{\mathbf{G},0}, & \text{if } m = p; \\ \langle \rho_m^-(\mathbf{G}) \rangle \neq 0, \langle \rho_m^-(\mathbf{0}) \rangle = \tilde{\nu} & \text{if } m = p; \\ \langle \rho_m^\alpha(\mathbf{G}) \rangle = 0, & \text{if } m > p. \end{array} \right. \quad (5)$$

We have defined $\rho_n^\alpha(\mathbf{G}) \equiv \rho_{n,n}^{\alpha,\alpha}(\mathbf{G})$ to simplify the notation.

With our approximations, the filled levels are inert and cause only a shift of the ground-state energy. Up to an unimportant constant, the interaction energy per particle of the Hartree-Fock state is then

$$E_{\text{int}}^{HF} = \frac{1}{2\nu_x} \sum_{\mathbf{G}} [H_{pp}(\mathbf{G})(1 - \delta_{\mathbf{G},0}) - X_{pp}(\mathbf{G})] |\langle \rho_p^\alpha(\mathbf{G}) \rangle|^2, \quad (6)$$

where $\alpha = + (-)$ and $\nu_x = \tilde{\nu} (\tilde{\nu} - 1)$ if $\tilde{\nu} < 1$ ($\tilde{\nu} > 1$), and

$$\begin{aligned} H_{pp}(\mathbf{G}) &= \left(\frac{e^2}{\kappa\ell} \right) \frac{1}{G\ell} e^{-\frac{G^2\ell^2}{2}} \left[L_p^0 \left(\frac{G^2\ell^2}{2} \right) \right]^2, \\ X_{pp}(\mathbf{G}) &= \left(\frac{e^2}{\kappa\ell} \right) \sqrt{2} \int_0^\infty dx e^{-x^2} [L_p^0(x^2)]^2 J_0(\sqrt{2}xG\ell), \end{aligned} \quad (7)$$

with $J_0(x)$ the Bessel function of order zero and $V(\mathbf{q}) = 2\pi e^2/q$ the Fourier transform of the electron-electron interaction, for which we use the unscreened Coulomb form. The functions $L_n^m(x)$ are generalized Laguerre polynomials.

To solve the Hartree-Fock equations, some guess is necessary for the crystal structure of the groundstate to specify the set $\{\mathbf{G}\}$. The simplest structure for the stripes is a one-dimensional array with lattice constant a . Writing $c_{p,\alpha,X} \equiv c_X$, for $\alpha = +$ such states are characterized by order parameters

$$\langle c_X^\dagger c_{X'} \rangle = \sum_{n=-\infty}^{\infty} \Theta[X - (n - \tilde{\nu}/2)a] \Theta[(n + \tilde{\nu}/2)a - X] \delta_{X,X'}. \quad (8)$$

The density profile of the crystal phase is obtained from the relation

$$\langle n(\mathbf{r}) \rangle = \frac{1}{2\pi\ell^2} \sum_{\mathbf{G}} \langle \rho_p^\alpha(\mathbf{G}) \rangle F_{p,p}(\mathbf{G}) e^{-i\mathbf{G}\cdot\mathbf{r}}, \quad (9)$$

where $F_{p,p}(\mathbf{G})$ is a form factor for electrons in level p (see Appendix A). One can also compute a “density” profile corresponding to the guiding centers instead of the real density by using

$$\langle n(\mathbf{r}) \rangle_{GC} = \sum_{\mathbf{G}} \langle \rho_p^\alpha(\mathbf{G}) \rangle e^{-i\mathbf{G}\cdot\mathbf{r}}. \quad (10)$$

Such states have been studied for a number of purposes [6,7,11,13,14] and provide a good first approximation to the Hartree-Fock groundstate at the filling factors of interest. However, within the HFA, this state is not stable and cannot be used as a starting point for collective mode calculations: the resulting response functions are unphysical. That this uniform stripe state is not a minimum of the energy within the space of single Slater determinants may be understood as follows. The interaction energy (Eq. (6)) for uniform stripes may be written as $E_{\text{int}}^{HF} = \frac{1}{2} \sum'_X \varepsilon_X$, where ε_X are the eigenvalues of the Hartree-Fock Hamiltonian, and the prime indicates a sum over the N_p lowest states, N_p being the number of particles in the partially filled level. The single-particle spectrum ε_X has a well-defined Fermi energy E_F with eigenvalues arbitrarily close to it. By introducing a one-dimensional modulation *along* the stripes, a gap is opened at the Fermi energy, the eigenvalues ε_X below E_F are pushed down, and the total energy is lowered. The resulting state is an array of one-dimensional crystals; i.e., a stripe crystal. The collective modes presented below are all for such stripe crystal states.

We conclude this section with some remarks about the results of the HFA. An example of the density modulation $\langle n(\mathbf{r}) \rangle$ in a stripe crystal state is presented in Fig. 1. Results for other Landau level indices $n \geq 2$ and partial fillings $\nu_x \sim 0.5$ are qualitatively similar to this. Two points are worth mentioning. (1) The amplitude of the density modulations in real space are relatively weak, across the stripes and even more so along them. Nevertheless, we will see in the collective mode spectra clear signatures of both periodicities. It is interesting to note that the weakness of the intrastripe modulations is due mostly to the form factors of the N th Landau level; if one views the “guiding center density” as defined in Eq. (10) the intrastripe modulations are quite pronounced (cf. [18]). (2) The stripe crystal states studied here break

particle-hole symmetry; there are separate electron and hole stripe crystal solutions to the HFA which at $\nu_x = 1/2$ are degenerate. For $\nu_x < (>) 1/2$, the electron (hole) crystal is lower in energy.

III. COLLECTIVE MODES IN THE TDHFA

To obtain the dispersion relation of the collective excitations we compute the matrix of response functions

$$\chi_{n_1, n_2, n_3, n_4}^{\alpha, \beta, \gamma, \delta}(\mathbf{k} + \mathbf{G}, \mathbf{k} + \mathbf{G}', \tau) = -N_\varphi \langle T \tilde{\rho}_{n_1, n_2}^{\alpha, \beta}(\mathbf{k} + \mathbf{G}, \tau) \tilde{\rho}_{n_3, n_4}^{\gamma, \delta}(-\mathbf{k} - \mathbf{G}', 0) \rangle, \quad (11)$$

where $\tilde{\rho}(\mathbf{q}, \tau) = \rho(\mathbf{q}, \tau) - \langle \rho(\mathbf{q}) \rangle$ and \mathbf{k} is a vector in the first Brillouin zone of the lattice. The collective excitations appear as poles of the dynamical response functions and their dispersion relation is obtained by tracking these poles for several values of \mathbf{k} in the first Brillouin zone. Since the order parameters of Eq. (4) were obtained in the Hartree-Fock approximation, a conserving approximation for the response functions is obtained in the time-dependent Hartree-Fock approximation (TDHFA). In Ref. [17], it was shown that the equation of motion of this matrix of response functions, in the TDHFA, can be written schematically as $[I(\omega + i\delta) - A]\chi = B$ where A and B are matrices that depend on matrix elements of the direct and exchange interactions and on the order parameters $\{\langle \rho_m^\alpha(\mathbf{G}) \rangle\}$ only. All response functions can then be obtained by solving numerically an eigenvalue equation. In the simplest case (for the intra-Landau level excitation, for example), χ consists of only one response function and accurate results are easy to obtain. In other cases such as for the magnetoplasmon excitations, response functions involving transitions to different Landau levels are coupled and the matrix χ becomes rapidly very large. Our method is thus limited by the size of the matrices χ that we can handle numerically. Details of the calculation are given in Appendix A; here we present only the results. For concreteness, we focus on a partially filled Landau level of index $N = 3$ and spin $\alpha = +$, with $\tilde{\nu} = 0.45$. Results for other partial fillings, Landau level indices, and spins are qualitatively similar.

To limit the size of the matrix χ we study the collective excitations with $\omega(k=0)$ around $n\omega_c \pm mg^*\mu_B B$ with $m, n = 0$ or 1 . We assume that ω_c is sufficiently large that coupling among excitations near $n\omega_c$ and $n'\omega_c$ may be ignored if $n \neq n'$. For comparison, we compute the same dispersion relations (when they exist) in the liquid phase *i.e.* in a homogeneous phase with the same filling factor. The dispersions in that case are simply obtained by replacing Eq.(4) with $\langle \rho_3^+(\mathbf{G} = \mathbf{0}) \rangle = \tilde{\nu}$ and setting all other order parameters to zero [23]. Many, but not all, of the results we find may be understood in terms liquid-like collective modes, whose features have been folded into the first Brillouin zone by the periodicity of the striped state.

There are five types of modes that we consider: (a) $n = 0$: The phonon mode (present in the stripe crystal phase only) appears as a pole of $\chi_{nm} = \chi_{p,p,p,p}^{+,+,+,+}$ while the spin-wave mode $\omega_{SW}(\mathbf{k})$ is a pole of $\chi_{\sigma_-} = \chi_{p,p,p,p}^{+,-,-,+}$, which, according to Larmor's theorem, should have $\omega_{SW}(0) = g^*\mu_B B$. (b) $n = 1$: There are three magnetoplasmon modes in χ_{nm} that also appear in $\chi_{\sigma_z} \equiv (\chi^{++++} - \chi^{++--} - \chi^{--++} + \chi^{----})/4$ but with different weight. These three magnetoplasmon modes originate from the fact that there are three possible transitions with pole around ω_c , *i.e.* $(2, +) \rightarrow (3, +)$, $(2, -) \rightarrow (3, -)$ and $(3, +) \rightarrow (4, +)$. The Coulomb interaction mixes these three modes, with the resulting dispersion branches being quite complex even in the liquid phase. A spin-flip mode with $\delta S_z = +1$ appears as a pole of $\chi_{\sigma_+} \equiv \chi^{-++-}$. The only possible transition is $(2, -) \rightarrow (3, +)$ and there is correspondingly only a single branch in the dispersion. We will refer to this mode as the ω_{SF+} mode. Finally, a pair of spin-flip modes with $\delta S_z = -1$ appear as poles of $\chi_{\sigma_-} \equiv \chi^{+--+}$. These descend from transitions of the form $(2, +) \rightarrow (3, -)$, $(3, +) \rightarrow (4, -)$. We will refer to these two modes as the ω_{SF-} modes.

A. Dispersion relation in the liquid phase

Figs. 5 and 6 show the dispersion relation of the five modes for filling factor $\tilde{\nu} = 0.45$ in the $N = 3$ Landau level, in the liquid phase. The complex dispersion relations are due in part

to the generalized Laguerre polynomial entering in the matrix elements of the Hartree-Fock interaction which is responsible for the three minima appearing in all these curves. In these figures (and all others that follow), we have subtracted the constant term $n\omega_c \pm mg^*\mu_B B$. Note that two of the magnetoplasmon modes disperses from ω_c (as expected from Kohn's theorem) while the third one is gapped. The higher energy mode that disperses very rapidly is stronger in the density response function χ_{nn} while the lowest-energy mode is stronger in χ_{σ_z} . The middle mode becomes very weak in both response functions as $k \rightarrow 0$.

From Fig. 6, we see that the spin wave mode disperses from $g^*\mu_B B$ as expected from Larmor's theorem. The inter-Landau-level excitations ω_{SF+} and ω_{SF-} , however, have their gaps $\omega_{SF+}(0) = \omega_c - g^*\mu_B B$ and $\omega_{SF-}(0) = \omega_c + g^*\mu_B B$ strongly renormalized by the self-energy and vertex corrections.

B. Phonons

For the stripe phase, we consider the configuration of Fig. 1 where the electrons on one stripe are displaced with respect to the electrons on the other stripes. This stripe crystal can be described by an oblique unit cell with one electron or alternatively by a rectangular unit cell with two electrons. In the inset of Fig. 2, we show the Brillouin zone of the oblique unit cell that extend to $k_{\perp}\ell = \pm 0.44$ and to $k_{\parallel}\ell = \pm 1.64$.

Unlike the homogeneous liquid phase, the stripe crystal phase can sustain a phonon mode. The dispersion relation of this mode is presented in Fig. 2. As discussed in the introduction, the most striking feature of the result is the line of nearly gapless modes along $k_{\perp} = 0$. Generically, for a crystal one expects phonon modes to be gapped everywhere except at $\mathbf{k} = 0$. A careful examination of the small k_{\parallel} limit is consistent with this, although a precise determination of the gap is difficult because the mode weights become very small in this limit. We estimate the gaps along the k_{\parallel} line to be in the range $10^{-7} - 10^{-8}e^2/\kappa\ell$, which is far smaller than any experimentally accessible temperature. Physically, this indicates the stripes are free to slide past one another due to thermal fluctuations.

In the inset of Fig. 2, we show the dispersion relation along k_{\parallel} for several values of k_{\perp} . One sees that the phonons disperse linearly except for $k_{\perp} = 0$ where they disperse more slowly. In Appendix C, we show that this is consistent with a harmonic theory of a charged smectic system in a magnetic field. Another point worth mentioning is that for larger values of k_{\parallel} the dispersion in k_{\perp} becomes almost independent of k_{\perp} . By direct examination of the charge motion in several such collective modes, we have found that this arises because the phonon modes are nearly longitudinal for large k_{\parallel} ; they do not involve significant motion of the positions of the stripes relative to one another. Since the stripe modulations communicate so weakly, the relative phase of motion between stripes has practically no effect on the energy of the mode. As discussed in the Introduction, this results in resonances in the collective mode density of states that might be observed in inelastic light scattering. A particularly strong such resonance occurs due to the additional flatness of the dispersion near the Brillouin zone boundary along the direction of the stripes (see Fig. 2) where a gap opens up separating the “acoustic” from the “optical” modes.

Finally, as discussed in the Introduction, a soft mode appears that indicates an instability of the modulated stripe state studied here for $\tilde{\nu}$ just below 0.40, suggesting at these lower fillings that the correct groundstate will have more structure. We note that this instability indicates a second-order transition, in contrast to the first-order transition found near $\tilde{\nu} \sim 0.36$ between stripe and “bubble” states studied in Ref. [6]. The result may indicate that a precursor of the bubble phase develops within the stripe phase, perhaps in which the bubbles are elongated rather than circular. It is also possible that the stripes have a buckling instability in analogy with similar behavior previously noted for Wigner crystal edges [20].

C. Higher Energy Modes

Unlike the phonon mode, the four other excitations that we consider also exist in the liquid phase. To understand the effect of the stripes, we plot the dispersion relations obtained in the stripes and liquid phases together. A few comments on these results are

in order before we present them. For the liquid, we fold the modes in the first Brillouin zone of the stripe crystal and keep the lowest-energy branches $\{\omega(\mathbf{k} + \mathbf{G})\}$. Along the direction perpendicular to the stripes, the lowest-energy branches correspond mostly to the functions $\omega(k_{\perp} + nG_{\perp}, k_{\parallel} = 0)$ with $n = 0, \pm 1, \pm 2, \dots$. In the direction of the stripes, they correspond mostly to the curves $\omega(k_{\perp} = nG_{\perp}, k_{\parallel})$. In this case, however, the curves with $n = \pm 1, \pm 2, \pm 3, \dots$ have the same energies in the liquid; i.e., are degenerate. (The thick lines in the figures represent $n = 0$ which is not degenerate). This degeneracy is sometimes lifted in the stripe phase. Note that this Brillouin zone folding of the liquid dispersions introduces a large number of branches. It is not possible to track all the corresponding poles in the stripe phase. We thus sometimes show only a small subset of these modes corresponding to low-energy excitations. Because we keep only the most intense poles and because the relative intensity changes as \mathbf{k} spans the Brillouin zone, the dispersions sometimes appear discontinuous for the stripe phase; this is because the mode weights fall below our threshold for plotting them. Note that the zone-folding effects lead to the presence of several branches near small values of \mathbf{k} . In principle, these excitations could be detected by optical or surface acoustic wave methods and would thus represent a direct demonstration of the stripe ordering.

1. Spin Waves

For GaAs systems, under most circumstances $g^* \mu_B B \ll \hbar \omega_c$, so that spin waves are the lowest energy modes after the phonons. Figs. 7 and 8 show the dispersion relation obtained for the spin waves. The most striking difference between the zone-folded liquid results and the spin waves of the stripe state is a dramatic anisotropy in the gap opening at the Brillouin zone boundary. This gap is much larger at the boundary for large k_{\perp} than the corresponding one for large k_{\parallel} . Certainly, part of the explanation is that the density modulations responsible for the latter is much smaller than that of the former. However, the gap at large k_{\perp} is much larger than, for example, the corresponding gap in

the magnetoplasmons, discussed below. This strong many-body effect may be related to electrons at the stripe edges having a small local spin stiffness relative to those in the liquid state or in the center of the stripes. In any case, this many-body effect results in a branch of spin waves with surprisingly low energy.

2. Magnetoplasmons

Figs. 4 and 9 show the dispersion relation obtained in the stripe phase for the magnetoplasmon modes. To capture all the three branches, we show poles obtained from both the density and spin response functions χ_{nn} and χ_{σ_z} . Because the three corresponding branches in the liquid are almost flat at large wave vector, the folding of the modes in the first Brillouin zone introduces many branches at small energy. It is quite clear, however, that the dispersion obtained in the stripe phase follows closely that of the liquid, with small gaps at the Brillouin zone edges and some lifting of degeneracy in the k_{\parallel} direction.

3. Spin Flip Excitations

Some of the spin flip excitations seem to follow behavior reminiscent of our results for the magnetoplasmons, closely following the liquid results, whereas others undergo strong many-body renormalizations, as we found for spin waves. Fig. 10 shows the dispersion for the ω_{SF-} mode. (In these figures, we show only the low-energy excitations because the liquid modes become very complicated at higher energies.) One can see the direct correspondence between the liquid phase dispersions and those of the stripe states. As for the magnetoplasmons, these differ by gap openings and the lifting of degeneracies. For the ω_{SF+} mode, as for the spin wave mode, the dispersion relation of the lowest-energy branches are quite close to the corresponding liquid result. For higher branches, however, the stripes ordering lead to important changes as can be seen in Fig. 11. The difference between the behaviors of ω_{SF+} and ω_{SF-} is very likely related to the presence of two branches of the former in the liquid

state which may be mixed by the stripe ordering, whereas only a single branch exists in the latter.

IV. SUMMARY

In this work we have studied collective mode of stripe states for quantum Hall systems. The lowest energy states are phonons, with a line in the Brillouin zone of extremely low energy states, making the resulting low-energy physics of this system that of a charged, two-dimensional smectic in a magnetic field. We also found signatures in the phonon density of states indicative of stripe ordering that should be detectable in inelastic light scattering, and a soft mode that indicates an instability of the stripe state for partial fillings sufficiently far from $1/2$. Results for spin waves, magnetoplasmon, and spin-flip excitations were also presented, which in a first approximation could be understood in terms of zone-folding of corresponding excitations for the liquid state. Some of these, however, underwent strong renormalizations due to electron-electron interactions; in particular, we found a surprisingly low-energy branch in the spin wave spectrum due to this effect.

The form of the low energy physics of this system has important consequences for quantum fluctuation effects on the stripe crystal state, particularly the stability of the crystal as well as pinning by disorder. Some of this has been discussed previously [10]; a more detailed study will be presented in future work.

Acknowledgements – The authors would like to thank Dr. Hangmo Yi for many useful discussions, as well as helpful discussions with Allan MacDonald and Matthew Fisher in the initial stages of this work. This work was supported by NSF Grant Nos. DMR-98-70681 and PHY94-07194, by the Research Corporation and by the National Science and Engineering Research Council of Canada. HAF thanks the Institute for Theoretical Physics at Santa Barbara, where this work was initiated, for its hospitality.

APPENDIX A: DETAILS OF THE TDHFA

In this Appendix we discuss the proper formulation of the TDHFA in high Landau levels. The basic approach follows that of Ref. [17]; however, there are important details involved in computing inter-Landau level excitations that have been treated incorrectly [17,24] in the literature [25], leading to results that do not correctly include the exchange self-energy corrections to these excitations. We present here a correct formulation of the TDHFA that avoids such errors and respects Kohn's theorem [26].

1. Static Hartree-Fock Approximation

We begin by briefly reviewing the relevant equations for HFA that will be needed in our formulation of the TDHFA; details may be found in Ref. [17]. Our model HF Hamiltonian is

$$H_{HF} = N_\varphi \sum_{n,\alpha} \varepsilon_{n,\alpha} \rho_{n,\alpha}(0) + N_\varphi \sum_{n,\alpha} \sum_{\mathbf{G}} U_n^\alpha(\mathbf{G}) \rho_n^\alpha(\mathbf{G}), \quad (\text{A1})$$

where

$$\varepsilon_{n,\alpha} = (n + 1/2) \omega_c - \alpha g^* \mu_B B / 2. \quad (\text{A2})$$

The Hartree-Fock effective potential $U_n^\alpha(\mathbf{G})$ is given by

$$\begin{aligned} U_n^\alpha(\mathbf{G}) &= \sum_m \sum_\beta [H(m, m, n, n; \mathbf{G}) - \delta_{\alpha,\beta} X(m, n, n, m; \mathbf{G})] \langle \rho_m^\beta(-\mathbf{G}) \rangle \\ &\equiv \sum_m \sum_\beta [H_{m,n}(\mathbf{G}) - \delta_{\alpha,\beta} X_{m,n}(\mathbf{G})] \langle \rho_m^\beta(-\mathbf{G}) \rangle. \end{aligned} \quad (\text{A3})$$

For completeness, we give here the form of the Hartree and Fock interactions that enter into the calculation of the self-energy corrections to the collective excitations:

$$\begin{aligned} H_{m,n}(\mathbf{q}) &= \left(\frac{e^2}{\kappa \ell} \right) \frac{1}{q\ell} e^{-\frac{q^2 \ell^2}{2}} L_m^0 \left(\frac{q^2 \ell^2}{2} \right) L_n^0 \left(\frac{q^2 \ell^2}{2} \right), \\ X_{m,n}(\mathbf{q}) &= \left(\frac{e^2}{\kappa \ell} \right) \sqrt{2} \left(\frac{n!}{m!} \right) \int_0^\infty dx x^{2(m-n)} e^{-x^2} [L_n^{m-n}(x^2)]^2 J_0(\sqrt{2} x q \ell) \quad (\text{for } n \leq m). \end{aligned} \quad (\text{A4})$$

For $n > m$, we use $X_{n,m}(\mathbf{q}) = X_{m,n}(\mathbf{q})$.

The effective interactions appearing in Eq.(A3) are a subset of the more general form

$$H(n_1, n_2, n_3, n_4; \mathbf{q}) = \left(\frac{e^2}{\kappa\ell}\right) \left(\frac{1}{2\pi e^2 \ell}\right) V(\mathbf{q}) F_{n_1, n_2}(\mathbf{q}) F_{n_3, n_4}(-\mathbf{q}), \quad (\text{A5})$$

$$X(n_1, n_2, n_3, n_4; \mathbf{q}) = \left(\frac{e^2}{\kappa\ell}\right) \left(\frac{\ell}{e^2}\right) \int \frac{d^2 q'}{(2\pi)^2} V(\mathbf{q}') F_{n_1, n_2}(\mathbf{q}') F_{n_3, n_4}(-\mathbf{q}') e^{-i\mathbf{q} \times \mathbf{q}' \ell^2}, \quad (\text{A6})$$

that we need to derive the TDHFA. We take $V(\mathbf{q}) = 2\pi e^2/q$. (We use the two-dimensional cross product as a short form for $\mathbf{q} \times \mathbf{G} \equiv q_x G_y - q_y G_x$). These interactions contain the form factors

$$F_{n,m}(\mathbf{q}) = \left(\frac{m!}{n!}\right)^{1/2} \left(\frac{(-q_y + iq_x \ell)}{\sqrt{2}}\right)^{n-m} \exp\left[\frac{-q^2 \ell^2}{4}\right] L_m^{n-m}\left(\frac{q^2 \ell^2}{2}\right), \quad (\text{A7})$$

for $m \leq n$, where $L_n^\alpha(x)$ is the generalized Laguerre polynomial. Note that $F_{n,m}(\mathbf{q}) = [F_{m,n}(-\mathbf{q})]^*$. We remark that the effective potential in any Landau level n, α depends on the occupation of the other levels, as does the energy of the electrons in that level. This self-energy shift differs from one level to another, and makes an important contribution to the energy of inter-Landau level excitations.

The single particle Green's function of Eq.(2) obeys, under the Hamiltonian of Eq. (A1), the equation of motion

$$[i\omega_n - (\varepsilon_n^\alpha - \mu)] G_n^\alpha(\mathbf{G}, i\omega_n) - \sum_{\mathbf{G}'} W_n^\alpha(\mathbf{G} - \mathbf{G}') G_n^\alpha(\mathbf{G}', i\omega_n) = \delta_{\mathbf{G},0}, \quad (\text{A8})$$

where μ is the chemical potential and

$$W_n^\alpha(\mathbf{G} - \mathbf{G}') \equiv U_n^\alpha(\mathbf{G}' - \mathbf{G}) e^{i\mathbf{G} \times \mathbf{G}' \ell^2/2}. \quad (\text{A9})$$

Eq.(A8) can be solved numerically to compute the densities $\langle \rho_n^\sigma(\mathbf{G}) \rangle$ as explained in Ref. [17].

2. Time-Dependent Hartree-Fock Approximation

The two-particle Green's functions are defined by Eq. (11). In the TDHFA, they obey an equation of motion that we write as [17]

$$\begin{aligned}
& [i\Omega_n + (\varepsilon_{n_1,\alpha} - \varepsilon_{n_2,\beta})] \chi_{n_1,n_2,n_3,n_4}^{(0)\alpha,\beta,\gamma,\delta}(\mathbf{k} + \mathbf{G}, \mathbf{k} + \mathbf{G}', \Omega_n) \\
& + \sum_{\mathbf{G}''} [\gamma_{\mathbf{G},\mathbf{G}''}^*(\mathbf{k}) U_{n_1}^\alpha(\mathbf{G}'' - \mathbf{G}) - \gamma_{\mathbf{G},\mathbf{G}''}(\mathbf{k}) U_{n_2}^\beta(\mathbf{G}'' - \mathbf{G})] \chi_{n_1,n_2,n_3,n_4}^{(0)\alpha,\beta,\gamma,\delta}(\mathbf{k} + \mathbf{G}'', \mathbf{k} + \mathbf{G}', \Omega_n) \\
& = \delta_{n_1,n_4} \delta_{n_2,n_3} \delta_{\alpha,\delta} \delta_{\beta,\gamma} [\gamma_{\mathbf{G},\mathbf{G}'}^*(\mathbf{k}) \langle \rho_{n_1}^\alpha(\mathbf{G} - \mathbf{G}') \rangle - \gamma_{\mathbf{G},\mathbf{G}'}(\mathbf{k}) \langle \rho_{n_2}^\beta(\mathbf{G} - \mathbf{G}') \rangle],
\end{aligned} \tag{A10}$$

$$\begin{aligned}
\tilde{\chi}_{n_1,n_2,n_3,n_4}^{\alpha,\beta,\gamma,\delta}(\mathbf{k} + \mathbf{G}, \mathbf{k} + \mathbf{G}', \Omega_n) & = \chi_{n_1,n_2,n_3,n_4}^{(0)\alpha,\beta,\gamma,\delta}(\mathbf{k} + \mathbf{G}, \mathbf{k} + \mathbf{G}', \Omega_n) \\
& - \sum_{n_5, \dots, n_8} \sum_{\eta\nu} \sum_{\mathbf{G}''} \chi_{n_1,n_2,n_5,n_6}^{(0)\alpha,\beta,\eta,\nu}(\mathbf{k} + \mathbf{G}, \mathbf{k} + \mathbf{G}'', \Omega_n) \\
& \times X(n_7, n_6, n_5, n_8; \mathbf{k} + \mathbf{G}'') \tilde{\chi}_{n_7,n_8,n_3,n_4}^{\nu,\eta,\gamma,\delta}(\mathbf{k} + \mathbf{G}'', \mathbf{k} + \mathbf{G}', \Omega_n),
\end{aligned} \tag{A11}$$

and

$$\begin{aligned}
\chi_{n_1,n_2,n_3,n_4}^{\alpha,\beta,\gamma,\delta}(\mathbf{k} + \mathbf{G}, \mathbf{k} + \mathbf{G}', \Omega_n) & = \tilde{\chi}_{n_1,n_2,n_3,n_4}^{\alpha,\beta,\gamma,\delta}(\mathbf{k} + \mathbf{G}, \mathbf{k} + \mathbf{G}', \Omega_n) \\
& + \sum_{n_5, \dots, n_8} \sum_{\eta\nu} \sum_{\mathbf{G}''} \tilde{\chi}_{n_1,n_2,n_5,n_6}^{\alpha,\beta,\nu,\nu}(\mathbf{k} + \mathbf{G}, \mathbf{k} + \mathbf{G}'', \Omega_n) \\
& \times H(n_5, n_6, n_7, n_8; \mathbf{k} + \mathbf{G}'') \chi_{n_7,n_8,n_3,n_4}^{\eta,\eta,\gamma,\delta}(\mathbf{k} + \mathbf{G}'', \mathbf{k} + \mathbf{G}', \Omega_n),
\end{aligned} \tag{A12}$$

where Ω_n is a Boson Matsubara frequency and

$$\gamma_{\mathbf{G},\mathbf{G}'}(\mathbf{k}) \equiv e^{i(\mathbf{k}+\mathbf{G})\times(\mathbf{k}+\mathbf{G}')\ell^2/2}. \tag{A13}$$

Eqs.(A10 - A12) are equivalent to the result of summing ladder and bubble diagrams in a perturbative expansion of χ . Note that the only information required in these equations is the groundstate density $\langle \rho_n^\alpha(\mathbf{G}) \rangle$. The equations couple together an infinite set of response functions; as discussed in Ref. [17], when truncated appropriately they may be cast in a matrix form for numerical solution. In the next few sections, we describe truncations and simplifications that are appropriate for computing various collective modes.

3. Equation of motion for $\chi^{(0)}$

It follows from Eq.(A10) that the only non zero $\chi^{(0)}$ must be of the form $\chi_{n,m,m,n}^{(0),\alpha,\beta,\beta,\alpha}$. Written in matrix notation (with the reciprocal lattice vectors \mathbf{G}, \mathbf{G}' being the matrix indices), the equation of motion for $\chi^{(0)}$ is then

$$[i\Omega_n I - F_{n,m}^{\alpha,\beta}(\mathbf{k})] \chi_{n,m,m,n}^{(0),\alpha,\beta,\beta,\alpha}(\mathbf{k}, \omega) = B_{n,m}^{\alpha,\beta}(\mathbf{k}), \quad (\text{A14})$$

where

$$[F_{n,m}^{\alpha,\beta}(\mathbf{k})]_{\mathbf{G},\mathbf{G}'} \equiv (\varepsilon_{m,\beta} - \varepsilon_{n,\alpha}) \delta_{\mathbf{G},\mathbf{G}'} - U_n^\alpha (\mathbf{G}' - \mathbf{G}) \gamma_{\mathbf{G},\mathbf{G}'}^*(\mathbf{k}) + U_m^\beta (\mathbf{G}' - \mathbf{G}) \gamma_{\mathbf{G},\mathbf{G}'}(\mathbf{k}) \quad (\text{A15})$$

and

$$[B_{n,m}^{\alpha,\beta}(\mathbf{k})]_{\mathbf{G},\mathbf{G}'} \equiv \gamma_{\mathbf{G},\mathbf{G}'}^*(\mathbf{k}) \langle \rho_n^\alpha(\mathbf{G} - \mathbf{G}') \rangle - \gamma_{\mathbf{G},\mathbf{G}'}(\mathbf{k}) \langle \rho_m^\beta(\mathbf{G} - \mathbf{G}') \rangle. \quad (\text{A16})$$

The size of these matrices depends on the number of reciprocal lattice vectors that are kept in the numerical calculation.

4. Equation of motion for $\tilde{\chi}$

Since $\chi^{(0)}$ is of the form $\chi_{n_1,n_2,n_2,n_1}^{(0),\alpha,\beta,\beta,\alpha}$, Eq.(A11) for $\tilde{\chi}$ can be simplified to

$$\begin{aligned} \tilde{\chi}_{n_1,n_2,n_3,n_4}^{\alpha,\beta,\gamma,\delta}(\mathbf{k}, \omega) &= \chi_{n_1,n_2,n_2,n_1}^{(0),\alpha,\beta,\beta,\alpha}(\mathbf{k}, \omega) \delta_{n_1,n_4} \delta_{n_3,n_2} \delta_{\alpha,\delta} \delta_{\beta,\gamma} \\ &\quad - \chi_{n_1,n_2,n_2,n_1}^{(0),\alpha,\beta,\beta,\alpha}(\mathbf{k}, \omega) \sum_{n_5,n_6} [X_{n_5,n_1,n_2,n_6}(\mathbf{k}) \tilde{\chi}_{n_5,n_6,n_3,n_4}^{\alpha,\beta,\gamma,\delta}(\mathbf{k}, \omega)], \end{aligned} \quad (\text{A17})$$

where the matrix

$$[X_{n_1,n_2,n_3,n_4}(\mathbf{k})]_{\mathbf{G},\mathbf{G}'} \equiv X(n_1, n_2, n_3, n_4; \mathbf{k} + \mathbf{G}) \delta_{\mathbf{G},\mathbf{G}'}. \quad (\text{A18})$$

From Eq.(A17), it is clear that, in the spin indices, $\tilde{\chi}$ must be of the form $\tilde{\chi}^{\alpha,\beta,\beta,\alpha}$ and that $\tilde{\chi}_{n_1,n_2,n_3,n_4}^{\alpha,\beta,\gamma,\delta} \neq 0$, only if $\chi_{n_1,n_2,n_2,n_1}^{(0),\alpha,\beta,\beta,\alpha} \neq 0$. Since we are working in the strong magnetic field

limit ($\omega_c \gg e^2/\kappa\ell$), we will assume that a response function with poles around $n\omega_c$ is only coupled to other response functions poles near the same frequency [24]. Thus, we truncate our equations by including coupling among response functions of the form $\tilde{\chi}_{n_1+m, n_2+m, n_3, n_4}$ for different values of m . We remark here that coupling *all* response functions with pole around the same frequency is *essential* to recover Kohn's theorem for the cyclotron mode.

Eq.(A17) is now simplified to

$$\begin{aligned} \tilde{\chi}_{n_1+m, n_2+m, n_2, n_1}^{\alpha, \beta, \beta, \alpha}(\mathbf{k}, \omega) &= \chi_{n_1, n_2, n_2, n_1}^{(0), \alpha, \beta, \beta, \alpha}(\mathbf{k}, \omega) \delta_{m,0} - \chi_{n_1+m, n_2+m, n_2+m, n_1+m}^{(0), \alpha, \beta, \beta, \alpha}(\mathbf{k}, \omega) \\ &\times \sum_{m'} \left[X_{n_1+m', n_1+m, n_2+m, n_2+m'}(\mathbf{k}) \tilde{\chi}_{n_1+m', n_2+m', n_2, n_1}^{\alpha, \beta, \beta, \alpha}(\mathbf{k}, \omega) \right]. \end{aligned} \quad (\text{A19})$$

Because we consider only the special case where all Landau levels below p are completely filled and p is partially filled, Eq.(A16) implies that

$$\left\{ \begin{array}{l} \chi_{p+m, p+m, p+m, p+m}^{(0), \alpha, \beta, \beta, \alpha} \neq 0 \quad \text{only if } m = 0, \\ \chi_{p+m, p+m+1, p+m+1, p+m}^{(0), \alpha, \beta, \beta, \alpha} \neq 0 \quad \text{only if } m = -1, 0, \\ \chi_{p+m, p+m+2, p+m+2, p+m}^{(0), \alpha, \beta, \beta, \alpha} \neq 0 \quad \text{only if } m = -2, -1, 0, \end{array} \right. \quad (\text{A20})$$

and so one. $\tilde{\chi}$ will thus be coupled to one, two, three or more other $\tilde{\chi}'$ s depending on the value of m and also on the number of levels filled below p . For example, we only need to consider the response function $\tilde{\chi}_{p, p, p, p}^{\alpha, \beta, \beta, \alpha}$ for the intra-Landau-level excitation. Its equation of motion is thus simply

$$\tilde{\chi}_{p, p, p, p}^{\alpha, \beta, \beta, \alpha}(\mathbf{k}, \omega) = \chi_{p, p, p, p}^{(0), \alpha, \beta, \beta, \alpha}(\mathbf{k}, \omega) - \chi_{p, p, p, p}^{(0), \alpha, \beta, \beta, \alpha}(\mathbf{k}, \omega) X_p^{(0)}(\mathbf{k}) \tilde{\chi}_{p, p, p, p}^{\alpha, \beta, \beta, \alpha}(\mathbf{k}, \omega), \quad (\text{A21})$$

where we have defined the diagonal matrix

$$[X_n^{(0)}(\mathbf{k})]_{\mathbf{G}, \mathbf{G}'} \equiv X(n, n, n, n; \mathbf{k} + \mathbf{G}) \delta_{\mathbf{G}, \mathbf{G}'}. \quad (\text{A22})$$

With Eq.(A14), Eq.(A21) becomes

$$[i\Omega_n I - F_{p, p}^{\alpha, \beta}(\mathbf{k}) + B_{p, p}^{\alpha, \beta}(\mathbf{k}) X_p^{(0)}(\mathbf{k})] \tilde{\chi}_{p, p, p, p}^{\alpha, \beta, \beta, \alpha}(\mathbf{k}, \omega) = B_{p, p}^{\alpha, \beta}(\mathbf{k}). \quad (\text{A23})$$

For $m = 1$ (inter-Landau-level excitations), there are only four non zero $\tilde{\chi}$ with poles around $+\omega_c$. To deal with this case, it is helpful to define the block matrices (which we denote by the symbol $\overline{\tilde{\chi}}$ to distinguish it from the simple matrix $\tilde{\chi}$)

$$\overline{\tilde{\chi}} \equiv \begin{bmatrix} \tilde{\chi}_{p,p+1,p+1,p}^{\alpha,\beta,\alpha} & \tilde{\chi}_{p,p+1,p,p-1}^{\alpha,\beta,\alpha} \\ \tilde{\chi}_{p-1,p,p+1,p}^{\alpha,\beta,\alpha} & \tilde{\chi}_{p-1,p,p,p-1}^{\alpha,\beta,\alpha} \end{bmatrix}, \quad (\text{A24})$$

and

$$\overline{I} \equiv \begin{bmatrix} I & 0 \\ 0 & I \end{bmatrix}. \quad (\text{A25})$$

In terms of these matrices, Eq.(A11) simplifies to

$$\left[i\Omega_n \overline{I} - \overline{F}^{\alpha,\beta}(\mathbf{k}) + \overline{B}^{\alpha,\beta}(\mathbf{k}) \overline{X}_p(\mathbf{k}) \right] \overline{\tilde{\chi}}^{\alpha,\beta,\alpha}(\mathbf{k}, \omega) = \overline{B}^{\alpha,\beta}(\mathbf{k}), \quad (\text{A26})$$

where

$$\overline{F}^{\alpha,\beta}(\mathbf{k}) \equiv \begin{bmatrix} F_{p,p+1}^{\alpha,\beta}(\mathbf{k}) & 0 \\ 0 & F_{p-1,p}^{\alpha,\beta}(\mathbf{k}) \end{bmatrix}, \quad (\text{A27})$$

$$\overline{B}^{\alpha,\beta}(\mathbf{k}) \equiv \begin{bmatrix} B_{p,p+1}^{\alpha,\beta}(\mathbf{k}) & 0 \\ 0 & B_{p-1,p}^{\alpha,\beta}(\mathbf{k}) \end{bmatrix}, \quad (\text{A28})$$

and

$$\overline{X}_n \equiv \begin{bmatrix} X_n^{(1)} & X_n^{(4)} \\ X_n^{(2)} & X_n^{(3)} \end{bmatrix}, \quad (\text{A29})$$

with

$$[X_n^{(1)}(\mathbf{k})]_{\mathbf{G},\mathbf{G}'} \equiv X(n, n, n+1, n+1; \mathbf{k} + \mathbf{G}) \delta_{\mathbf{G},\mathbf{G}'}; \quad (\text{A30})$$

$$[X_n^{(2)}(\mathbf{k})]_{\mathbf{G},\mathbf{G}'} \equiv X(n, n-1, n, n+1; \mathbf{k} + \mathbf{G}) \delta_{\mathbf{G},\mathbf{G}'}; \quad (\text{A31})$$

$$[X_n^{(3)}(\mathbf{k})]_{\mathbf{G},\mathbf{G}'} \equiv X(n-1, n-1, n, n; \mathbf{k} + \mathbf{G}) \delta_{\mathbf{G},\mathbf{G}'}; \quad (\text{A32})$$

$$[X_n^{(4)}(\mathbf{k})]_{\mathbf{G},\mathbf{G}'} \equiv X(n-1, n, n+1, n; \mathbf{k} + \mathbf{G}) \delta_{\mathbf{G},\mathbf{G}'}. \quad (\text{A33})$$

The solutions to Eq.(A26) can be used to compute both density and spin-flip response functions (e.g., $\chi_{p,p+1,p+1,p}^{+---}$).

In principle, we can deal in the same manner with excitations around $2\omega_c$. These would involve solving a 3×3 block matrix in $\tilde{\chi}$ (depending upon the number of filled levels below p). Since each block in these matrices is itself a matrix whose size depends on the number of reciprocal lattice vectors that we keep in the calculation, solving for higher-energy excitations becomes difficult numerically. We will thus be satisfied here with the solution for intra and inter-Landau-level response functions with poles around zero or ω_c (shifted, of course, by the Zeeman energy if spin flip excitations are considered). This includes the important case of phonons and spin-wave excitations in the partially filled level, as well as the cyclotron modes around ω_c and spin-flip modes from or to the partially filled Landau level.

5. Equation of motion for χ

The full response function χ is computed by including the Hartree vertex corrections which, from Eq.(A12), gives

$$\begin{aligned} \chi_{n_1, n_2, n_3, n_4}^{\alpha, \beta, \gamma, \delta}(\mathbf{k}, \omega) &= \tilde{\chi}_{n_1, n_2, n_3, n_4}^{\alpha, \beta, \beta, \alpha}(\mathbf{k}, \omega) \delta_{\alpha, \delta} \delta_{\beta, \gamma} \\ &+ \delta_{\alpha, \beta} \sum_{n_5 \cdots n_8} \sum_{\eta} \tilde{\chi}_{n_1, n_2, n_5, n_6}^{\alpha, \alpha, \alpha, \alpha}(\mathbf{k}, \omega) H_{n_5, n_6, n_7, n_8}(\mathbf{k}) \chi_{n_7, n_8, n_3, n_4}^{\eta, \eta, \gamma, \delta}(\mathbf{k}, \omega), \end{aligned} \quad (\text{A34})$$

where

$$[H_{n_1, n_2, n_3, n_4}(\mathbf{k})]_{\mathbf{G}, \mathbf{G}'} \equiv H(n_1, n_2, n_3, n_4; \mathbf{k} + \mathbf{G}) \delta_{\mathbf{G}, \mathbf{G}'}. \quad (\text{A35})$$

To simplify this equation, we will again consider separately the case of intra and inter-Landau-level excitations.

For intra-Landau-level excitations, we write

$$\chi_{n, n, m, m}^{\alpha, \beta, \gamma, \delta}(\mathbf{k}, \omega) = \tilde{\chi}_{n, n, m, m}^{\alpha, \beta, \beta, \alpha} \delta_{\alpha, \delta} \delta_{\beta, \gamma} + \delta_{\alpha, \beta} \sum_{n_5 \cdots n_8} \sum_{\eta} \tilde{\chi}_{n, n, n_5, n_6}^{\alpha, \alpha, \alpha, \alpha} H_{n_5, n_6, n_7, n_8}(\mathbf{k}) \chi_{n_7, n_8, m, m}^{\eta, \eta, \gamma, \delta}(\mathbf{k}, \omega). \quad (\text{A36})$$

Using our approximation of no coupling between excitations of different $n\omega_c$, one may show that

$$\left[i\Omega_n I - \left(F_{p,p}^{\sigma,\sigma}(\mathbf{k}) + B_{p,p}^{\sigma,\sigma}(\mathbf{k}) \left[H_p^{(0)}(\mathbf{k}) - X_p^{(0)}(\mathbf{k}) \right] \right) \right] \chi_{p,p,p,p}^{\sigma,\sigma,\sigma,\sigma}(\mathbf{k}, \omega) = B_{p,p}^{\sigma,\sigma}(\mathbf{k}). \quad (\text{A37})$$

where σ is the spin index of the partially filled level and

$$\left[H_n^{(0)}(\mathbf{k}) \right]_{\mathbf{G}, \mathbf{G}'} \equiv H(n, n, n, n; \mathbf{k} + \mathbf{G}) \delta_{\mathbf{G}, \mathbf{G}'}. \quad (\text{A38})$$

The poles of $\chi_{p,p,p,p}^{\sigma,\sigma,\sigma,\sigma}$ contain the phonon mode. For spin waves, there is no Hartree vertex corrections and the relevant response function obeys

$$\left[i\Omega_n I - \left(F_{p,p}^{+,-}(\mathbf{k}) - B_{p,p}^{+,-}(\mathbf{k}) X_n^{(0)}(\mathbf{k}) \right) \right] \chi_{p,p,p,p}^{+,-,+}(\mathbf{k}, \omega) = B_{p,p}^{+,-}(\mathbf{k}). \quad (\text{A39})$$

The most complex situation is that of inter-Landau-level density modes (cyclotron modes). In this case, we need to consider the coupling between Landau levels as well as between spins. From Eq. (A34) and Eq. (A26), we get

$$\begin{aligned} & \left[i\Omega_n \bar{I} - F^{\alpha,\alpha}(\mathbf{k}) + B^{\alpha,\alpha}(\mathbf{k}) \bar{V}_p(\mathbf{k}) \right] \bar{\chi}^{\alpha,\alpha,\beta,\beta}(\mathbf{k}, \omega) \\ & = \bar{B}^{\alpha,\alpha}(\mathbf{k}) \delta_{\alpha,\beta} + \bar{B}^{\alpha,\alpha}(\mathbf{k}) \bar{H}_n(\mathbf{k}) \left[\sum_{\eta} \bar{\chi}^{\eta,\eta,\beta,\beta}(\mathbf{k}, \omega) \right], \end{aligned} \quad (\text{A40})$$

where

$$\bar{\chi}^{\alpha,\alpha,\beta,\beta} \equiv \begin{bmatrix} \chi_{p,p+1,p+1,p}^{\alpha,\alpha,\beta,\beta} & \chi_{p,p+1,p,p-1}^{\alpha,\alpha,\beta,\beta} \\ \chi_{p-1,p,p+1,p}^{\alpha,\alpha,\beta,\beta} & \chi_{p-1,p,p,p-1}^{\alpha,\alpha,\beta,\beta} \end{bmatrix} \quad (\text{A41})$$

and

$$\bar{H}_n \equiv \begin{bmatrix} H_n^{(1)} & H_n^{(4)} \\ H_n^{(2)} & H_n^{(3)} \end{bmatrix}, \quad (\text{A42})$$

with

$$\begin{aligned} \left[H_n^{(1)}(\mathbf{k}) \right]_{\mathbf{G}, \mathbf{G}'} & \equiv H(n+1, n, n, n+1; \mathbf{k} + \mathbf{G}) \delta_{\mathbf{G}, \mathbf{G}'}; \\ \left[H_n^{(2)}(\mathbf{k}) \right]_{\mathbf{G}, \mathbf{G}'} & \equiv H(n, n-1, n, n+1; \mathbf{k} + \mathbf{G}) \delta_{\mathbf{G}, \mathbf{G}'}; \\ \left[H_n^{(3)}(\mathbf{k}) \right]_{\mathbf{G}, \mathbf{G}'} & \equiv H(n, n-1, n-1, n; \mathbf{k} + \mathbf{G}) \delta_{\mathbf{G}, \mathbf{G}'}; \\ \left[H_n^{(4)}(\mathbf{k}) \right]_{\mathbf{G}, \mathbf{G}'} & \equiv H(n+1, n, n-1, n; \mathbf{k} + \mathbf{G}) \delta_{\mathbf{G}, \mathbf{G}'}. \end{aligned} \quad (\text{A43})$$

Eq. (A40) can be written in a more transparent form by defining the block matrices

$$\overline{\overline{\chi}} \equiv \begin{bmatrix} \overline{\chi}^{+,+,+,+} & \overline{\chi}^{+,+,-,-} \\ \overline{\chi}^{-,-,+,+} & \overline{\chi}^{-,-,-,-} \end{bmatrix} \quad (\text{A44})$$

$$= \begin{bmatrix} \chi_{p,p+1,p+1,p}^{+,+,+,+} & \chi_{p,p+1,p,p-1}^{+,+,+,+} & \chi_{p,p+1,p+1,p}^{+,+,-,-} & \chi_{p,p+1,p,p-1}^{+,+,-,-} \\ \chi_{p-1,p,p+1,p}^{+,+,+,+} & \chi_{p-1,p,p,p-1}^{+,+,+,+} & \chi_{p-1,p,p+1,p}^{+,+,-,-} & \chi_{p-1,p,p,p-1}^{+,+,-,-} \\ \chi_{p,p+1,p+1,p}^{-,-,+,+} & \chi_{p,p+1,p,p-1}^{-,-,+,+} & \chi_{p,p+1,p+1,p}^{-,-,-,-} & \chi_{p,p+1,p,p-1}^{-,-,-,-} \\ \chi_{p-1,p,p+1,p}^{-,-,+,+} & \chi_{p-1,p,p,p-1}^{-,-,+,+} & \chi_{p-1,p,p+1,p}^{-,-,-,-} & \chi_{p-1,p,p,p-1}^{-,-,-,-} \end{bmatrix},$$

$$\overline{\overline{B}} \equiv \begin{bmatrix} \overline{B}^{+,+} & \overline{0} \\ \overline{0} & \overline{B}^{-,-} \end{bmatrix} = \begin{bmatrix} B_{p,p+1}^{+,+} & 0 & 0 & 0 \\ 0 & B_{p-1,p}^{+,+} & 0 & 0 \\ 0 & 0 & B_{p,p+1}^{-,-} & 0 \\ 0 & 0 & 0 & B_{p-1,p}^{-,-} \end{bmatrix}, \quad (\text{A45})$$

$$\overline{\overline{V}}_p \equiv \begin{bmatrix} \overline{H}_p - \overline{X}_p & \overline{H}_p \\ \overline{H}_p & \overline{H}_p - \overline{X}_p \end{bmatrix} \quad (\text{A46})$$

$$= \begin{bmatrix} H_p^{(1)} - X_p^{(1)} & H_p^{(4)} - X_p^{(4)} & H_p^{(1)} & H_p^{(4)} \\ H_p^{(2)} - X_p^{(2)} & H_p^{(3)} - X_p^{(3)} & H_p^{(2)} & H_p^{(3)} \\ H_p^{(1)} & H_p^{(4)} & H_p^{(1)} - X_p^{(1)} & H_p^{(4)} - X_p^{(4)} \\ H_p^{(2)} & H_p^{(3)} & H_p^{(2)} - X_p^{(2)} & H_p^{(3)} - X_p^{(3)} \end{bmatrix}, \quad (\text{A47})$$

$$\overline{\overline{I}} \equiv \begin{bmatrix} \overline{I} & \overline{0} \\ \overline{0} & \overline{I} \end{bmatrix} = \begin{bmatrix} I & 0 & 0 & 0 \\ 0 & I & 0 & 0 \\ 0 & 0 & I & 0 \\ 0 & 0 & 0 & I \end{bmatrix}, \quad (\text{A48})$$

$$\overline{\overline{F}} \equiv \begin{bmatrix} \overline{F}^{++} & \overline{0} \\ \overline{0} & \overline{F}^{--} \end{bmatrix} = \begin{bmatrix} F_{p,p+1}^{+,+}(\mathbf{k}) & 0 & 0 & 0 \\ 0 & F_{p-1,p}^{+,+}(\mathbf{k}) & 0 & 0 \\ 0 & 0 & F_{p,p+1}^{-,-}(\mathbf{k}) & 0 \\ 0 & 0 & 0 & F_{p-1,p}^{-,-}(\mathbf{k}) \end{bmatrix}. \quad (\text{A49})$$

The equation of motion then takes the form

$$\left[i\Omega_n \bar{I} - \bar{F}(\mathbf{k}) - \bar{B}(\mathbf{k}) \bar{V}_p(\mathbf{k}) \right] \bar{\chi}(\mathbf{k}, \omega) = \bar{B}(\mathbf{k}) \quad (\text{A50})$$

We solve this matrix equation numerically to obtain response functions whose poles give the magnetoplasmon and inter-Landau-level spin-flip excitations.

APPENDIX B: DISPERSION RELATIONS IN THE LIQUID PHASE

The equations of the previous section can be drastically simplified in the homogeneous or liquid phase since then $\langle \rho_n^\alpha(\mathbf{G}) \rangle = \tilde{\nu} \delta_{\mathbf{G},0}$ or $\langle \rho_n^\alpha(\mathbf{G}) \rangle = 0$. For example, for $0 \leq \nu \leq 2$, the dispersion relations for various modes can be computed analytically, and one may show they reproduce the results of Kallin and Halperin [24]. Larger filling factors are more complicated as they involve several different particle-hole excitations; the coupling among these has not been treated correctly in previous studies [24]. As concrete examples of the present method, we compute the collective modes for the liquid state at different filling factors and, in particular, for $\nu = 6.45$ which corresponds to the filling factor of the stripe crystal considered in this paper.

a. Liquid phase with $0 \leq \nu \leq 1$

As an application of the above formalism, we consider here the simple case of $0 \leq \nu \leq 1$. If the lowest Landau level is partially occupied with up spins, then $\langle \rho_0^+(\mathbf{G}) \rangle = \nu \delta_{\mathbf{G},0}$. All matrices are diagonal and so $\mathbf{k} + \mathbf{G} \rightarrow \mathbf{q}$ which is not restricted to the first Brillouin zone.

Since $B_{0,0}^{+,+}(\mathbf{q}) = 0$ it follows that there can be no phonon mode. Moreover, since $B_{0,0}^{+,-}(\mathbf{q}) = \nu$, we have from Eq.(A39)

$$\omega_{SW}(\mathbf{q}) = g^* \mu_B B + \nu \left[X_{0,0}(0) - X_0^{(0)}(\mathbf{q}) \right]. \quad (\text{B1})$$

Since $X_0^{(0)}(\mathbf{q} = 0) = X_{0,0}(0)$, it follows that $\omega_{SW}(\mathbf{0}) = g^* \mu_B B$ as required by Larmor's theorem.

For the density mode $B_{0,1}^{+,+}(\mathbf{q}) = \nu$, and the dispersion is

$$\omega_{nn}(\mathbf{q}) = \omega_c + \nu \left[X_{0,0}(0) - X_{1,0}(0) + H_1^{(0)}(\mathbf{q}) - X_1^{(0)}(\mathbf{q}) \right]. \quad (\text{B2})$$

In this equation $\nu X_{0,0}(0)$ is the self-energy lost by the electron leaving level $n = 0$ while $\nu X_{1,0}(0)$ is the self-energy gained in the new level $n = 1$. Because $H_1^{(0)}(0) = 0$ and $X_{0,0}(0) - X_{1,0}(0) - X_1^{(0)}(0) = 0$, it follows that $\omega_{\text{cyc.}}(0) = \omega_c$ as required by Kohn's theorem. We remark that these two results are identical to those of Ref. [24]

For the inter-Landau-level spin flip excitation, $B_{0,1}^{+,-}(\mathbf{q}) = \nu$ and the dispersion is

$$\omega_{SF}(\mathbf{q}) = \omega_c + g^* \mu_B B + \nu \left[X_{0,0}(0) - X_1^{(0)}(\mathbf{q}) \right]. \quad (\text{B3})$$

Notice that $\left[X_{0,0}(0) - X_1^{(0)}(0) \right] > 0$ so that the self-energy and vertex correction introduce a positive shift in the dispersion relation contrary to the result in Ref. [24]. This was first noticed in Ref. [25]. Similar problems with the inclusion of the self-energy terms appear in the higher-energy modes as well in Ref. [24]. Apart from this discrepancy, our results reproduces correctly the dispersion relation of the higher-energy modes of the liquid phase.

b. Liquid phase with $6 \leq \nu \leq 7$

This is the case we consider in the stripe phase. It is thus interesting to compare the dispersion relations obtained there with the corresponding ones in the liquid phase. We assume that the partially filled level is $(p = 3, +)$, so that $\langle \rho_3^+(\mathbf{G}) \rangle = \tilde{\nu} \delta_{\mathbf{G},0}$ and $\langle \rho_m^\alpha(\mathbf{G}) \rangle = \delta_{\mathbf{G},0}$ for $m < 3$. There is again, of course, no phonon mode.

For spin wave, $B_{3,3}^{+,-}(\mathbf{q}) = \tilde{\nu}$ and the dispersion, from Eq. (A39) is simply

$$\omega_{SW}(\mathbf{q}) = g^* \mu_B B + \tilde{\nu} \left[X_{3,3}(0) - X_3^{(0)}(\mathbf{q}) \right], \quad (\text{B4})$$

with $\omega_{SW}(0) = g^* \mu_B B$ as required.

For spin-flip excitations with $\delta S_z = +1$, we must look at $\chi_{2,3,3,2}^{-,+,+,-}$ which, from Eq. (A26) is coupled to $\chi_{3,4,3,2}^{-,+,+,-}$. Solving this system of equation, we rapidly obtain that $\chi_{3,4,4,3}^{-,+,+,-} = 0$ so that the dispersion relation is obtained from $\chi_{2,3,3,2}^{-,+,+,-}$ only. This makes sense, since the

transition $(2, -) \rightarrow (3, +)$ is not coupled to any other in the situation we consider. We find then

$$\omega_{SF+}(\mathbf{k}) = \omega_c - g^* \mu_B B + \Sigma_{2,3}^{-,+} - (1 - \tilde{\nu}) X_3^{(3)}(\mathbf{k}), \quad (\text{B5})$$

where

$$\Sigma_{2,3}^{-,+} \equiv X_{2,0}(0) + X_{2,1}(0) + X_{2,2}(0) - X_{3,0}(0) - X_{3,1}(0) - X_{3,2}(0) - \tilde{\nu} X_{3,3}(0). \quad (\text{B6})$$

The exchange and vertex corrections introduce a downward shift in $\omega_{SF+}(0)$ from $\omega_c - g^* \mu_B B$ (see Fig. 6).

For spin-flip excitations with $\delta S_z = -1$, the transition $(2, +) \rightarrow (3, -)$ is coupled to $(3, +) \rightarrow (4, -)$ and we must solve Eq.(A26) that couples $\chi_{3,4,4,3}^{+,-,-,+}$ to $\chi_{2,3,4,3}^{+,-,-,+}$. There is correspondingly two such spin-flip modes, with dispersion given by

$$\begin{aligned} \omega_{SF-}(\mathbf{k}) = & \omega_c + g^* \mu_B B + \frac{1}{2} (\Lambda_{2,3}^{+,-}(\mathbf{k}) + \Lambda_{3,4}^{+,-}(\mathbf{k})) \\ & \pm \sqrt{(\Lambda_{2,3}^{+,-}(\mathbf{k}) + \Lambda_{3,4}^{+,-}(\mathbf{k}))^2 - 4 \left[\Lambda_{2,3}^{+,-}(\mathbf{k}) \Lambda_{3,4}^{+,-}(\mathbf{k}) - \tilde{\nu} X_3^{(4)}(\mathbf{k}) X_3^{(2)}(\mathbf{k}) \right]}, \end{aligned} \quad (\text{B7})$$

where

$$\Lambda_{2,3}^{+,-}(\mathbf{k}) \equiv \Sigma_{2,3}^{+,-} - \tilde{\nu} X_3^{(1)}(\mathbf{k}), \quad (\text{B8})$$

$$\Lambda_{3,4}^{+,-}(\mathbf{k}) \equiv \Sigma_{3,4}^{+,-} - X_3^{(3)}(\mathbf{k}), \quad (\text{B9})$$

with

$$\Sigma_{2,3}^{+,-} \equiv X_{2,0}(0) + X_{2,1}(0) + X_{2,2}(0) + \tilde{\nu} X_{2,3}(0) - X_{3,0}(0) - X_{3,1}(0) - X_{3,2}(0), \quad (\text{B10})$$

$$\Sigma_{3,4}^{+,-} \equiv X_{3,0}(0) + X_{3,1}(0) + X_{3,2}(0) + \tilde{\nu} X_{3,3}(0) - X_{4,0}(0) - X_{4,1}(0) - X_{4,2}(0). \quad (\text{B11})$$

In this case, the shift is positive in both modes (see Fig. 6).

For the density modes, three excitations are coupled: $(2, +) \rightarrow (3, +)$, $(2, -) \rightarrow (3, -)$ and $(3, +) \rightarrow (4, +)$. Since $B_{3,4}^{-,-}(\mathbf{k}) = 0$, $\chi_{3,4,4,3}^{-,-,-,-}(\mathbf{k}, \omega) = 0$ and the 4×4 block matrix in

Eq.(A44) reduces to a 3×3 block matrix. The three collective modes are found from the determinant of $\left[(\omega + i\delta)\bar{I} - \bar{F}(\mathbf{k}) - \bar{B}(\mathbf{k})\bar{V}_p(\mathbf{k}) \right]$ in Eq.(A50) i.e. from

$$\left| \begin{bmatrix} (\omega - \omega_c) - \Lambda_{3,4}^{+,+}(\mathbf{k}) & -\tilde{\nu} \left(H_3^{(2)}(\mathbf{k}) - X_3^{(2)}(\mathbf{k}) \right) & -\tilde{\nu} H_3^{(2)}(\mathbf{k}) \\ - (1 - \tilde{\nu}) \left(H_3^{(2)}(\mathbf{k}) - X_3^{(2)}(\mathbf{k}) \right) & (\omega - \omega_c) - \Lambda_{2,3}^{+,+}(\mathbf{k}) & - (1 - \tilde{\nu}) H_3^{(3)}(\mathbf{k}) \\ -H_3^{(2)}(\mathbf{k}) & -H_3^{(3)}(\mathbf{k}) & (\omega - \omega_c) - \Lambda_{2,3}^{-,-}(\mathbf{k}) \end{bmatrix} \right| = 0, \quad (\text{B12})$$

where

$$\Lambda_{3,4}^{+,+}(\mathbf{k}) \equiv \Sigma_{3,4}^{+,+} + \tilde{\nu} \left(H_3^{(1)}(\mathbf{k}) - X_3^{(1)}(\mathbf{k}) \right), \quad (\text{B13})$$

$$\Lambda_{2,3}^{+,+}(\mathbf{k}) \equiv \Sigma_{2,3}^{+,+} + (1 - \tilde{\nu}) \left(H_3^{(3)}(\mathbf{k}) - X_3^{(3)}(\mathbf{k}) \right), \quad (\text{B14})$$

$$\Lambda_{2,3}^{-,-}(\mathbf{k}) \equiv \Sigma_{2,3}^{-,-} + \left(H_3^{(3)}(\mathbf{k}) - X_3^{(3)}(\mathbf{k}) \right), \quad (\text{B15})$$

and

$$\Sigma_{3,4}^{+,+} \equiv \Sigma_{3,4}^{+,-} - \tilde{\nu} X_{4,3}(0), \quad (\text{B16})$$

$$\Sigma_{2,3}^{+,+} \equiv \Sigma_{2,3}^{+,-} - \tilde{\nu} X_{3,3}(0), \quad (\text{B17})$$

$$\Sigma_{2,3}^{-,-} \equiv X_{2,0}(0) + X_{2,1}(0) + X_{2,2}(0) - X_{3,0}(0) - X_{3,1}(0) - X_{3,2}(0). \quad (\text{B18})$$

These collective modes are represented in Fig. 5.

APPENDIX C: HARMONIC THEORY

As discussed in the text, to an excellent approximation the phonon mode frequencies computed in the TDHFA for the stripe phase disperse linearly from $k_{\parallel} = 0$, with a slope that vanishes at $k_{\perp} = 0$. In this Appendix we demonstrate that this behavior is consistent with a harmonic theory for a two-dimensional charged smectic system in a magnetic field. Defining the direction parallel to the stripe as the \hat{x} direction, the simplest long-wavelength harmonic potential one can write down might be

$$V = \frac{1}{2} \int d^2r \left[\kappa_x \left(\frac{\partial u^x}{\partial x} \right)^2 + \kappa_y \left(\frac{\partial u^y}{\partial y} \right)^2 \right]. \quad (\text{C1})$$

In the above equation, \mathbf{u} is a displacement field for the stripes, the first term represents an elastic contribution for longitudinal compression of the stripes, and the second arises from interstripe repulsion. Collective modes are most easily computed in terms of the Fourier transformed displacements,

$$\mathbf{u}(\mathbf{q}) = \frac{1}{\sqrt{A}} \int d^2r e^{i\mathbf{q}\cdot\mathbf{r}} \mathbf{u}(\mathbf{r}), \quad (\text{C2})$$

where A is the area of the system. To compute the collective modes in a single Landau level, one may impose the commutation relations [27] $[u^x(\mathbf{q}_1), u^y(\mathbf{q}_2)] = i\ell^2 \delta_{\mathbf{q}_1, -\mathbf{q}_2}$. The equation of motion $i\frac{du_{\mathbf{q}}^\mu}{dt} = [u_{\mathbf{q}}^\mu, V]$, where $\mu = x, y$, after Fourier transform with respect to time may be written in the form

$$-i\ell^2 \begin{pmatrix} D_{yx}(\mathbf{q}) & D_{yy}(\mathbf{q}) \\ -D_{xx}(\mathbf{q}) & -D_{xy}(\mathbf{q}) \end{pmatrix} \begin{pmatrix} u^x(\mathbf{q}) \\ u^y(\mathbf{q}) \end{pmatrix} = \omega \begin{pmatrix} u^x(\mathbf{q}) \\ u^y(\mathbf{q}) \end{pmatrix}. \quad (\text{C3})$$

For a system with inversion symmetry, $D_{xy}(\mathbf{q}) = D_{yx}(\mathbf{q})$, and the eigenvalues of Eq. (C3) (i.e., the collective mode frequencies) take the general form

$$\omega(\mathbf{q}) = \pm\ell^2 \sqrt{D_{xx}(\mathbf{q})D_{yy}(\mathbf{q}) - |D_{xy}(\mathbf{q})|^2}. \quad (\text{C4})$$

For Eq. (C1), $D_{\mu,\mu} = \kappa_\mu q_\mu^2$, $D_{xy} = 0$, so $\omega(\mathbf{q}) \propto q_y q_x$. This has the correct behavior of linear dispersion with respect to q_x , with a slope that vanishes as $q_y \rightarrow 0$. However, the model has the incorrect behavior of containing zero modes along *both* the q_x and q_y axes [28].

The key missing ingredient in Eq.(C1) is that the restoring force for motion perpendicular to the stripes comes only from interstripe repulsion. We expect, however, that individual stripes resist bending, as in a smectic system. Thus, one should add a curvature term to the energy, which in this case we take to be

$$V_{\text{bend}} = \frac{1}{2} \kappa_b \int d^2r \left(\frac{d^2 u^y}{dx^2} \right)^2. \quad (\text{C5})$$

Adding this to V , the resulting $D_{yy}(\mathbf{q})$ is modified to $\kappa_y q_y^2 + \kappa_b q_x^4$. The collective mode frequencies then take the form $\omega(\mathbf{q}) \propto q_x \sqrt{q_y^2 + \left(\frac{\kappa_b}{\kappa_y}\right) q_x^4}$. This has the correct behavior

that collective modes are gapped except for $q_x = 0$. A further refinement necessary to correctly describe the long-wavelength physics of this system is the addition of the Coulomb interaction. This may be simply modeled by adding a term of the form

$$V_{\text{Coul}} = \frac{1}{2} \kappa_c \sum_{\mathbf{q}} \frac{|\mathbf{q} \cdot \mathbf{u}(\mathbf{q})|^2}{q} \quad (\text{C6})$$

with $\kappa_c = 2\pi e^2 / \kappa a_c^2$, where in this last expression κ is the dielectric constant of the host material, and a_c is the area per electron in the groundstate. Finally, symmetry also allows the addition of a term of the form

$$V_{xy} = \frac{1}{2} \kappa_{xy} \int d^2r \left(\frac{du^x}{dx} \frac{du^y}{dy} \right). \quad (\text{C7})$$

Taking our potential energy to be $V + V_{\text{bend}} + V_{\text{Coul}} + V_{xy}$, one may easily compute $D_{\mu,\nu}$ and use Eq.(C4) to show $\omega(\mathbf{q}) \propto q_x$ for $q_y > 0$, and $\omega(\mathbf{q}) \propto q_x^{5/2}$ for $q_y = 0$. The sublinear behavior of the collective mode at $q_y = 0$ is consistent with the results of the TDHFA.

REFERENCES

- [1] M.P. Lilly, K.B. Cooper, J.P. Eisenstein, L.N. Pfeiffer, and K.W. West, Phys. Rev. Lett. **82**, 394 (1998).
- [2] R.R. Du, D.C. Tsui, H.L. Stormer, L.N. Pfeiffer, K.W. Baldwin, and K.W. West, Solid State Comm. **109**, 389 (1999).
- [3] M.P. Lilly, K.B. Cooper, J.P. Eisenstein, L.N. Pfeiffer, and K.W. West, Phys. Rev. Lett. **83**, 824 (1999).
- [4] S.H. Simon, cond-mat/9903086.
- [5] W. Pan, R.R. Du, H.L. Stormer, D.C. Tsui, L.N. Pfeiffer, K.W. Baldwin, and K.W. West, Phys. Rev. Lett. **83**, 820 (1999).
- [6] A.A. Koulakov, M.M. Fogler, and B.I. Shklovskii, Phys. Rev. Lett. **76**, 499 (1996); Phys. Rev. B **54**, 5006 (1996).
- [7] R. Moessner and J.T. Chalker, Phys. Rev. B **54**, 5006 (1996).
- [8] E.H. Rezayi, F.D.M. Haldane, and K. Yang, Phys. Rev. Lett. **83**, 1219 (1999).
- [9] E. Fradkin and S. Kivelson, Phys. Rev. B **59**, 8065 (1999).
- [10] H.A. Fertig, Phys. Rev. Lett. **82**, 3693 (1999).
- [11] A.H. MacDonald and M.P.A. Fisher, cond-mat/9907278.
- [12] E. Fradkin, S. Kivelson, E. Manousakis, and K. Nho, cond-mat/9906064.
- [13] T. Jungwirth, A.H. MacDonald, L. Smrcka, and S.M. Girvin, cond-mat/9905353.
- [14] T. Stanescu, I. Martin, and P. Phillips, cond-mat/9905116
- [15] A. Pinczuk, Chap. 8 of “Perspectives in Quantum Hall Effects,” (Wiley, New York, 1997).

- [16] See, for example, R.L. Willett, M.A. Paalanen, R.R. Ruel, K.W. West, L.N. Pfeiffer, and D.J. Bishop, Phys. Rev. Lett. **54**, 112 (1990).
- [17] R. Côté and A.H. MacDonald, Phys. Rev. Lett. **65**, 2662 (1990); Phys. Rev. B **44**, 8759 (1991).
- [18] By solving the TDHFA equation of motion, one can obtain the eigenvector of the collective mode for a given value of the wave vector \mathbf{k} . From this eigenvector, it is a simple matter to produce an animation, in real space, of the deformation of the stripes in a given mode. Several movies of the phonon modes for different values of the wave vector can be found at <http://www.physique.usherb.ca/~rcote/stripes/stripes.htm>.
- [19] In principle, modes that become soft in this way can be detected by inelastic light scattering [15]. We note, however, that our calculation of the phonon DOS indicates only a small weight for this mode, which may make such detection difficult.
- [20] H.A. Fertig, R. Côté, A.H. MacDonald, and S. Das Sarma, Phys. Rev. Lett. **69**, 816 (1992); R. Côté and H.A. Fertig, Phys. Rev. B **48**, 10955 (1993).
- [21] H.A. Fertig, unpublished.
- [22] H.A. Fertig, L. Brey, R. Côté, and A.H. MacDonald, Phys. Rev. B **50**, 11018 (1994).
- [23] Our results are consistent with those of Ref. [24], apart from some exchange corrections terms that were missing in that work. See Ref. [25].
- [24] C. Kallin and B.I. Halperin, Phys. Rev. B **30**, 5655 (1984).
- [25] A. Pinczuk, B. S. Dennis, D. Heiman, C. Kallin, L. Brey, C. Tejedor, S. Schmitt-Rink, L. N. Pfeiffer, and K. W. West Phys. Rev. Lett. **68**, 3623 (1992).
- [26] W. Kohn, Phys. Rev. 1961.
- [27] S. Conti and G. Vignale, J. Phys. Cond. Mat. **10**, L779 (1998).

[28] This model was employed in Ref. [10], where only the behavior near $q_x = 0$ was important. The extra line of zero modes near $q_y = 0$ was not included in the analysis, nor should it have been since this is only an artifact of Eq. C1.

Figures Captions

- Fig.1 Electron density for a stripe state with $\nu = 6.45$. The separation between the stripes is $a = 7.16\ell$ and the period of the modulations along the stripes is $b = 1.95\ell$. The modulations on two adjacent stripes are displaced by $b/2$. This pattern can be described by a primitive unit cell with lattice vectors $\mathbf{R}_1 = (a, b/2)$ and $\mathbf{R}_2 = (0, b)$.
- Fig. 2 Phonon dispersion relation of the stripe phase with $\nu = 6.45$. Left inset: phonon dispersion along the stripes for different values of the wave vector k_\perp . The local minimum has a frequency of $\omega \approx 0.02$ ($e^2/\kappa\ell$) and becomes soft as filling factor is decreased. Right inset: Brillouin zone for the primitive unit cell described in Fig. 1.
- Fig. 3 Phonon density of states. (The small oscillations are numerical artifacts).
- Fig. 4 Dispersion relation $\omega - \omega_c$ of the three branches of the magnetoplasmon mode in the stripe phase along the direction perpendicular to the stripes in the density pattern of Fig. 1. The corresponding dispersions in the liquid phase (see Fig. 5) have been folded in the first Brillouin zone and are represented by full lines with the heavy lines indicating parts of these dispersions that lie in the first Brillouin zone. The filled circles represent frequencies obtained from χ_{nn} while the empty squares represent frequencies obtained from χ_{σ_z} .
- Fig. 5 Dispersion relations $\omega - \omega_c$ of the three magnetoplasmon modes of the liquid phase with $\nu = 6.45$.
- Fig. 6 Dispersion relations of the spin wave and spin flip modes for $\nu = 6.45$ in the liquid phase. The dispersion $\omega_{SW} - g^*\mu_B B$ of the intra-Landau-level spin wave mode is represented by the dashed line. The dispersions $\omega_{SF-} - (\omega_c + g^*\mu_B B)$ of the two branches of the inter-Landau-level spin flip mode with $\delta S_z = -1$ are represented by the full lines. The dispersion $\omega_{SF+} - (\omega_c - g^*\mu_B B)$ of the inter-Landau-level spin flip mode with $\delta S_z = +1$ is represented by the dot-dashed line.

Fig. 7 Dispersion relation $\omega_{SW} - g^* \mu_B B$ of the spin wave mode in the stripe phase along the direction perpendicular to the stripes in the density pattern of Fig. 1. The corresponding dispersion in the liquid phase (see Fig. 6) has been folded in the first Brillouin zone and is represented by full lines with the heavy line indicating parts of these dispersions that lie in the first Brillouin zone.

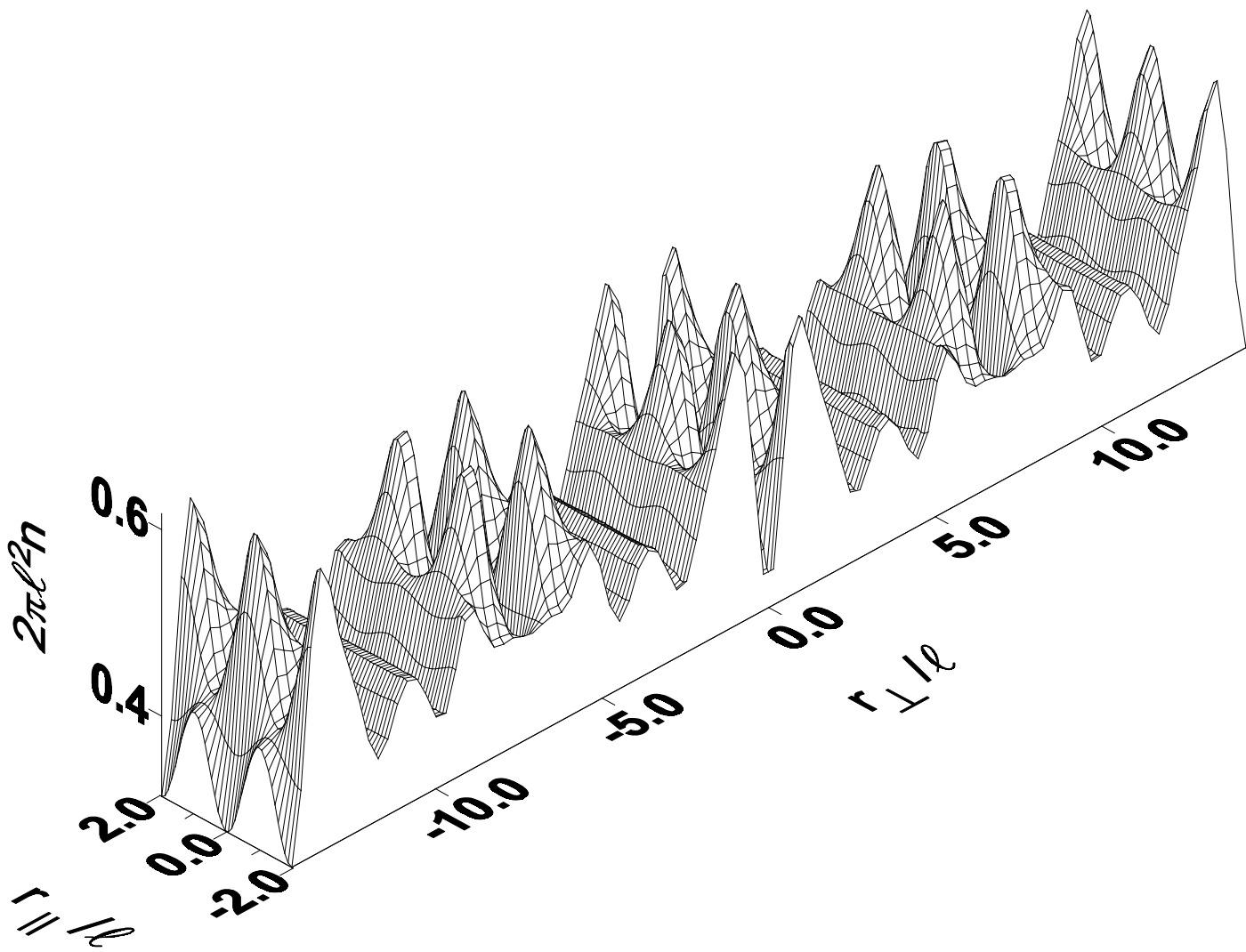
Fig. 8 Dispersion relation $\omega_{SW} - g^* \mu_B B$ of the spin wave mode in the stripe phase along the direction parallel to the stripes in the density pattern of Fig. 1. The corresponding dispersion in the liquid phase (see Fig. 6) has been folded in the first Brillouin zone and is represented by full lines with the heavy line indicating parts of these dispersions that lie in the first Brillouin zone.

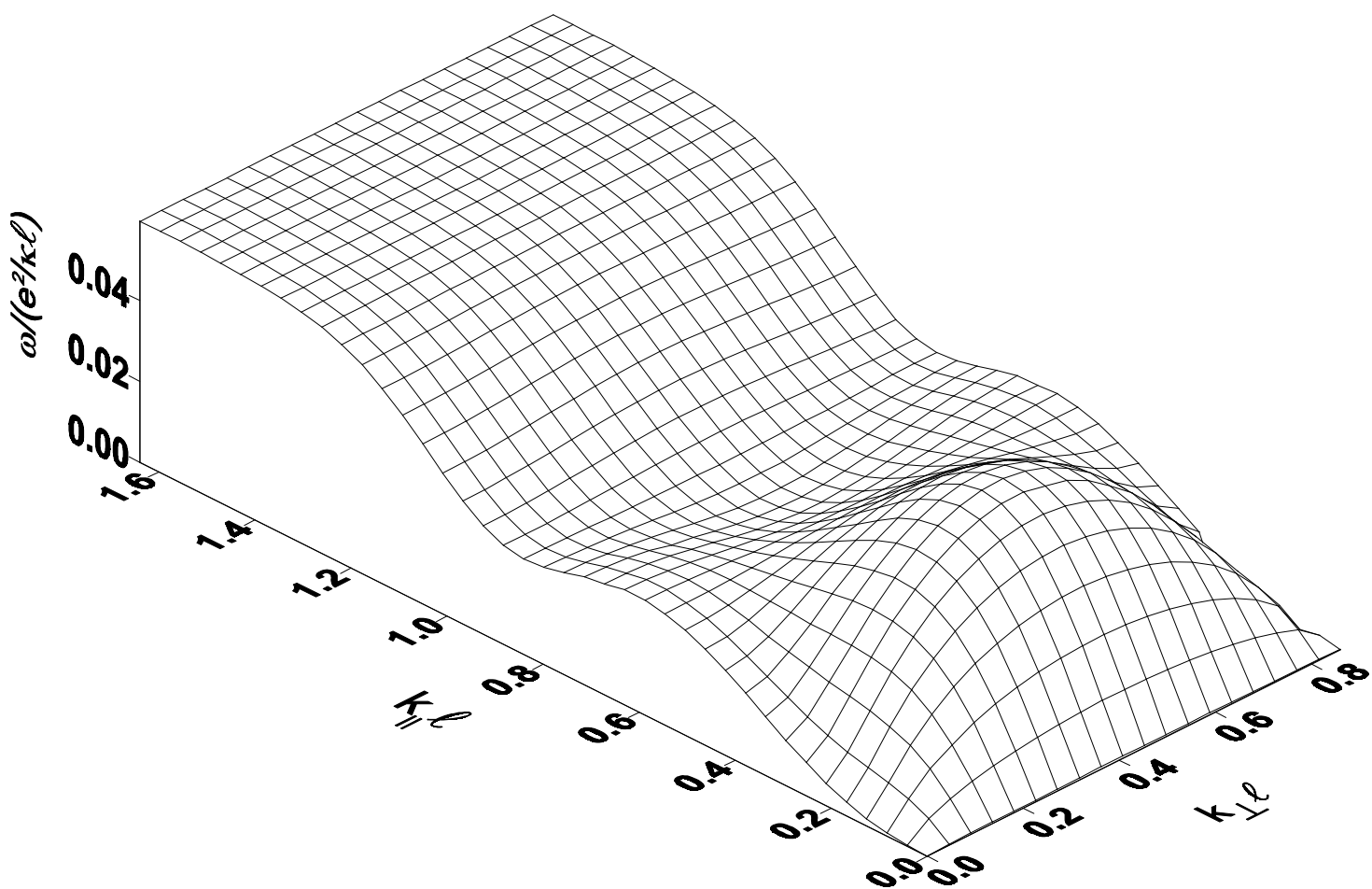
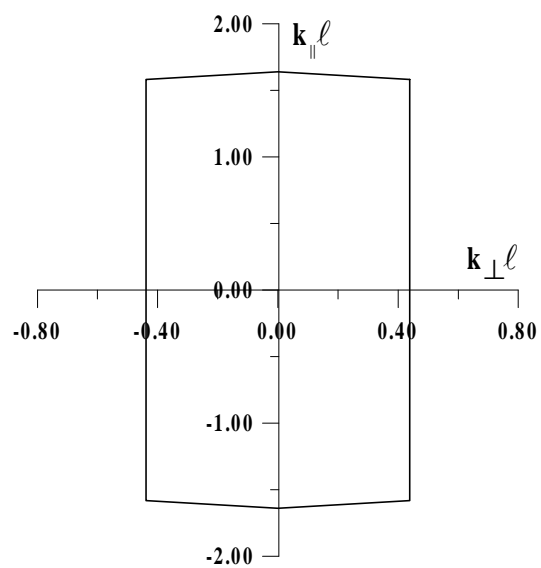
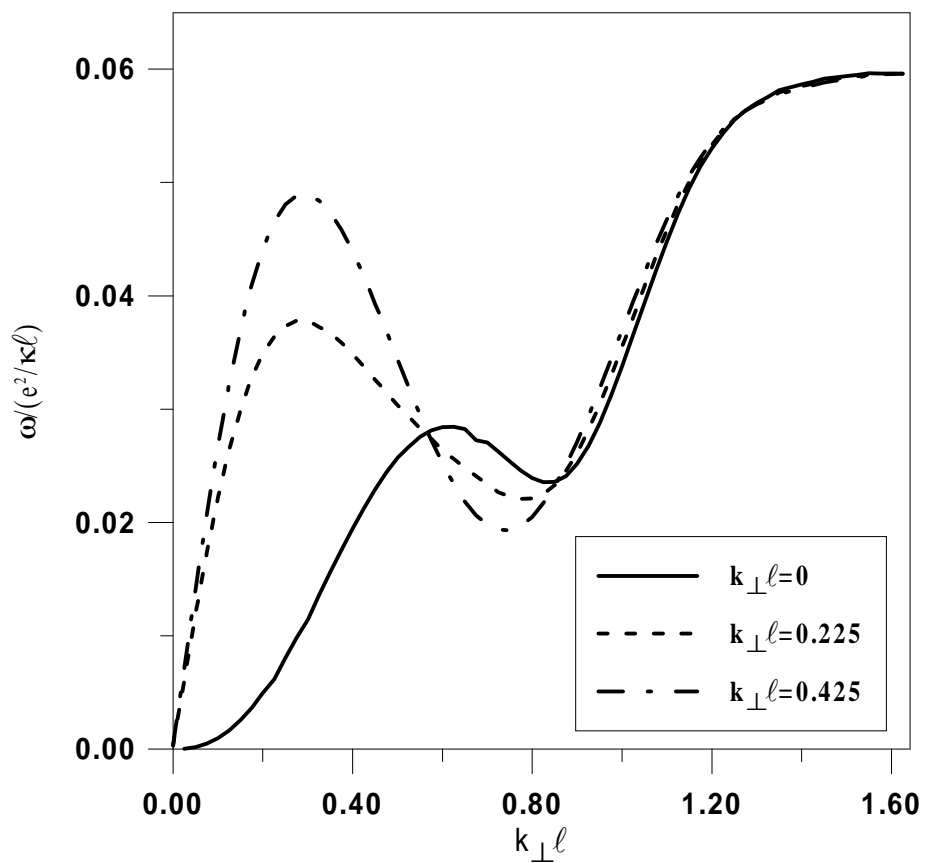
Fig. 9 Dispersion relation $\omega - \omega_c$ of the three branches of the magnetoplasmon mode in the stripe phase along the direction parallel to the stripes in the density pattern of Fig. 1. The corresponding dispersions in the liquid phase (see Fig. 5) have been folded in the first Brillouin zone and are represented by full lines with the heavy lines indicating parts of these dispersions that lie in the first Brillouin zone. The filled circles represent frequencies obtained from χ_{nn} while the empty squares represent frequencies obtained from χ_{σ_z} .

Fig. 10 Dispersion relations $\omega_{SF-} - (\omega_c + g^* \mu_B B)$ of the spin flip mode in the stripe phase along the direction perpendicular to the stripes in the density pattern of Fig. 1. The corresponding dispersion in the liquid phase (Fig. 6) has been folded in the first Brillouin zone and is represented by full lines with the heavy line indicating parts of these dispersions that lie in the first Brillouin zone.

Fig. 11 Dispersion relations $\omega_{SF+} - (\omega_c - g^* \mu_B B)$ of the spin flip mode in the stripe phase along the direction parallel to the stripes in the density pattern of Fig. 1. The corresponding dispersion in the liquid phase (see Fig. 6) has been folded in the first Brillouin zone and is represented by full lines with the heavy line indicating parts of these dispersions

that lie in the first Brillouin zone.





Phonon density of states (arb. units)

