

Text Analysis Tools in Spoken Language Processing

Michael Riley Richard Sproat

Room 2d-45{4,1}

Linguistics Research Department

AT&T Bell Laboratories

Murray Hill, NJ, 07974, USA

{riley,rws}@research.att.com

A tutorial presented at the
32nd Annual Meeting of the Association for Computational Linguistics
New Mexico State University, Las Cruces, New Mexico
June 27, 1994

Outline

- Computational Methods
 - Methods of Inference
 - Implementation
- Incorporation into Language Analysis Modules
 - Language Analysis Modules: Examples
 - Architecture of AT&T Text-to-Speech
 - Applications to Speech Recognition
 - Applications to Spoken Language Identification

Computational Methods

- Methods of Inference
 - *Hand-crafted rules*
 - *Statistical Methods: N-Grams*
 - *Statistical Methods: Decision Trees*
 - *Statistical Methods: Decision Lists*
 - *Mixed Methods*
- Methods of Implementation
 - *Weighted Finite-State Acceptors/Transducers*

Hand-Crafted Rulesets

- Context-free syntactic rewrite rules: $S \Rightarrow NP VP$
- Phonological rewrite rules: $C \rightarrow [-voiced]/__\#$
- Tree-to-tree transduction rules:

```
;; input pattern
((E_ADJ (= CAT E_ADJ)
         (MORPH-0 (= LEX "U_S"))))
;; output pattern
(E_ADJ ()
  (MORPH-0
    (& (= LEX "american")
        (= SRC "U_S")))
  (( (& (= cat s_gen)
         (= sgen (e_adj sgen))))
    (( (& (= cat s_num)
           (= snum (e_adj snum))))))
```

Hand-Crafted Rulesets: a Speech Example

Some Rules for foreign name pronunciation in English

German

$\text{sch} \rightarrow \int$

$\text{t}\int \rightarrow \check{c}$

$\text{ei} \rightarrow \text{a}^{\text{j}}$

French

$\text{eau} \rightarrow \text{o}$

$\text{Cons} \rightarrow \emptyset / _ \#$

Japanese

$\sigma \rightarrow \acute{\sigma} / _ \sigma \#$

Hand-Crafted Rules: Advantages/Limitations

- Advantages:
 - Easy to encode linguistic knowledge directly and precisely
 - Resulting rules are (usually) readily comprehensible to a linguist
- Limitations:
 - Rulesets are often large and complicated:
 - * Construction is costly
 - * Rule interactions are hard to manage. However, rule development environments — e.g. TWOL (Dalrymple et al., 1987) — are useful here
 - Nonprobabilistic:
 - * Systems usually output all possible analyses *without associated weights*
 - * Bad for many speech applications

N-Grams: Basics

- **‘Chain Rule’ and Joint/Conditional Probabilities:**

$$P[x_1 x_2 \dots x_N] = P[x_N | x_1 \dots x_{N-1}] P[x_{N-1} | x_1 \dots x_{N-2}] \dots P[x_2 | x_1] P[x_1]$$

where, e.g.,

$$P[x_N | x_1 \dots x_{N-1}] = \frac{P[x_1 \dots x_N]}{P[x_1 \dots x_{N-1}]}$$

- **(First–Order) Markov assumption:**

$$P[x_k | x_1 \dots x_{k-1}] = P[x_k | x_{k-1}] = \frac{P[x_{k-1} x_k]}{P[x_{k-1}]}$$

- **nth–Order Markov assumption:**

$$P[x_k | x_1 \dots x_{k-1}] = P[x_k | x_{k-n} \dots x_{k-1}] = \frac{P[x_{k-n} \dots x_k]}{P[x_{k-n} \dots x_{k-1}]}$$

N-Grams: Maximum Likelihood Estimation

Let N be total number of n-grams observed in a corpus and $c(x_1 \dots x_n)$ be the number of times the n-gram $x_1 \dots x_n$ occurred. Then

$$P[x_1 \dots x_n] = \frac{c(x_1 \dots x_n)}{N}$$

is the maximum likelihood estimate of that n-gram probability.

For conditional probabilities,

$$P[x_n | x_1 \dots x_{n-1}] = \frac{c(x_1 \dots x_n)}{c(x_1 \dots x_{n-1})}.$$

is the maximum likelihood estimate.

With this method, an n-gram that does not occur in the corpus is assigned **zero** probability.

N-Grams: Good-Turing-Katz Estimation

Let n_r be the number of n-grams that occurred r times. Then

$$P[x_1 \dots x_n] = \frac{c^*(x_1 \dots x_n)}{N}$$

is the Good-Turing estimate of that n-gram probability, where

$$c^*(x) = (c(x) + 1) \frac{n_{c(x)+1}}{n_{c(x)}}.$$

For conditional probabilities,

$$P[x_n | x_1 \dots x_{n-1}] = \frac{c^*(x_1 \dots x_n)}{c(x_1 \dots x_{n-1})}, \quad c(x_1 \dots x_n) > 0$$

is Katz's extension of the Good-Turing estimate.

With this method, an n-gram that does not occur in the corpus is assigned the backoff probability $P[x_n | x_1 \dots x_{n-1}] = \alpha P[x_n | x_2 \dots x_{n-1}]$, where α is a normalizing constant.

N-Grams: Advantages/Limitations

- **Advantages:**

- Captures local, conditional probabilistic information well with adequate data.
- Simple to use/understand.
- Efficient implementation.

- **Limitations:**

- Fails to capture wider-context information.
- Only limited degree of context generalization (from the back-off), so technique is weak when data is sparse (cf., manual/automatic context clustering).

Stochastic Part-of-Speech Assignment

- Words may have multiple grammatical parts of speech:

He/PPS will/MD **table/VB** the/AT motion/NN

The/AT **table/NN** is/BEZ ready/JJ

Can/MD they/PPSS **can/VB** cans/NNS

- Solution is to use an n-gram model trained on a large corpus of tagged text (Church, 1988; DeRose, 1988), or on an untagged corpus using a dictionary and a reestimation procedure (Kupiec, 1992).

$$\mathit{argmax} \prod_{i=2}^{n-1} \frac{p(\mathit{word}_i | \mathit{part}_i) p(\mathit{part}_i | \mathit{part}_{i-1} \mathit{part}_{i-2})}{p(\mathit{word}_i)}$$

Language-of-Origin Identification for Names

Name	Language
<i>Vitale</i>	Italian
<i>Fujisaki</i>	Japanese
<i>Rodriguez</i>	Spanish
<i>Blaustein</i>	German
<i>Andruszkiewicz</i>	Polish
<i>Perrault</i>	French

- Solution: letter trigrams can be used to model the graphotactics of each language (Church, 1986; Vitale, 1991).

Language-of-Origin Identification for Names

Trigram probabilities for <i>Vitale</i> (Vitale, 1991, p. 265)				
Trigram	$p(L_1 T)$ (Italian)	$p(L_2 T)$...	$p(L_n T)$
#vi	.4659	.06792093
vit	.4145	.02630000
ita	.7851	.04900564
tal	.4422	.10132384
ale	.2602	.08672892
le#	.3181	.18840688
<i>mean</i>	.4477	.08661437

Foreign Name Detection in Chinese

以 博根 , 密德薩斯 和 孟莫斯 三郡為例
yi3 bo2-gen1 mi4-de2-sa4-si1 he2 meng4-mo4-si1 san1 jun4 wei2 li4
take Bergen Middlesex and Monmouth three county for example

‘... taking the three counties of Bergen, Middlesex and Monmouth, as an example ...’

在 紐瓦克 圖書館
zai4 niu3-wa3-ke4 tu2-shu1-guan3
in Newark library

‘... in Newark library ...’

- Only a couple of hundred characters are at all common in transliterating foreign names, so can build a simple n-gram model modeling these characters (see Sproat et al., 1994).

Decision Trees: Overview

- **Description/Use:** Simple structure – binary tree of decisions, terminal nodes determine prediction (*cf.* “*Game of Twenty Questions*”). If dependent variable is categorical (e.g., red, yellow, green), called “classification tree”, if continuous, called “regression tree”.
- **Creation/Estimation:** Creating a binary decision tree for classification or regression involves three steps (*Breiman, et al*):
 1. *Splitting Rules:* Which split to take at a node?
 2. *Stopping Rules:* When to declare a node terminal?
 3. *Node Assignment:* Which class/value to assign to a terminal node?

1. Decision Tree Splitting Rules

Which split to take at a node?

- **Candidate splits considered.**

- *Binary cuts*: For **continuous** $-\infty \leq x < \infty$, consider splits of form:

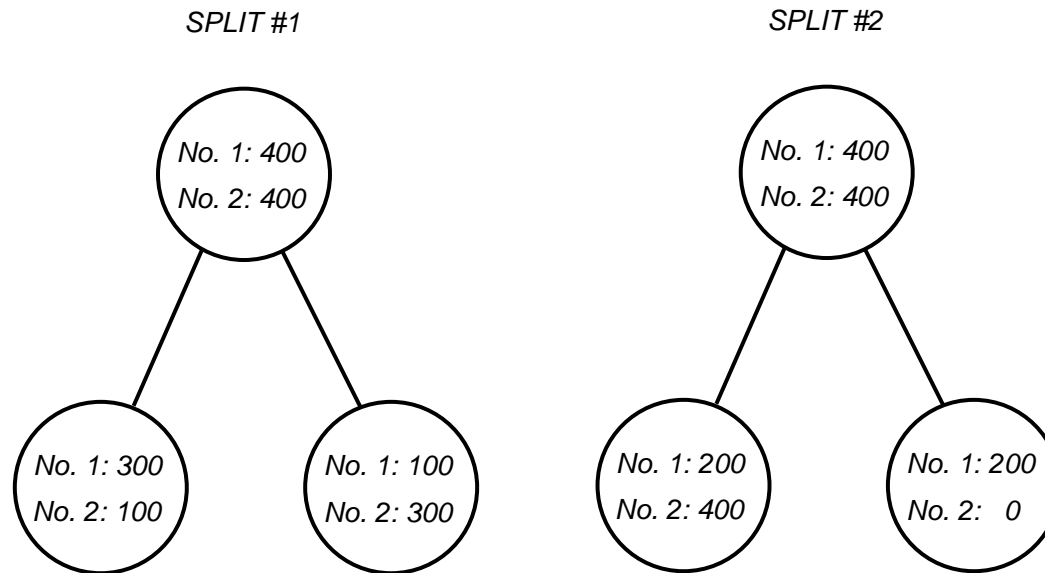
$$x \leq k \quad \text{vs.} \quad x > k, \quad \forall k.$$

- *Binary partitions*: For **categorical** $x \in \{1, 2, \dots, n\} = X$, consider splits of form:

$$x \in A \quad \text{vs.} \quad x \in X - A, \quad \forall A \subset X.$$

1. Decision Tree Splitting Rules – Continued

- **Choosing best candidate split.**
 - *Method 1*: Choose k (continuous) or A (categorical) that minimizes estimated classification (regression) error after split.
 - *Method 2 (for classification)*: Choose k or A that minimizes estimated entropy after that split.

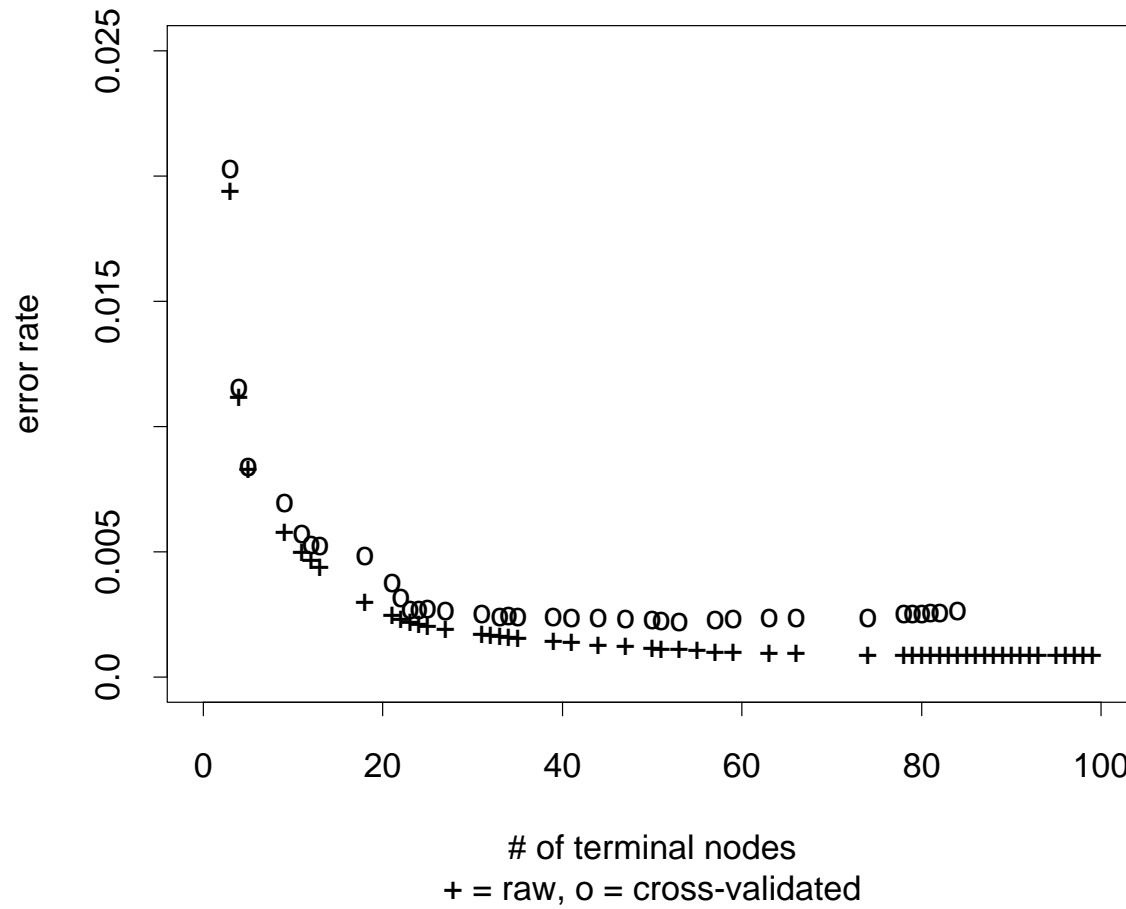


2. Decision Tree Stopping Rules

When to declare a node terminal?

- Strategy (*Cost-Complexity pruning*):
 1. Grow over-large tree.
 2. Form sequence of subtrees, T_0, \dots, T_n ranging from full tree to just the root node.
 3. Estimate “honest” error rate for each subtree.
 4. Choose tree size with minimum “honest” error rate.
- To form sequence of subtrees, vary α from 0 (for full tree) to ∞ (for just root node) in:
$$\min_T [R(T) + \alpha |T|] .$$
- To estimate “honest” error rate, test on data different from training data, e.g., grow tree on 9/10 of available data and test on 1/10 of data repeating 10 times and averaging (*cross-validation*).

End of Declarative Sentence Prediction: Pruning Sequence



3. Decision Tree Node Assignment

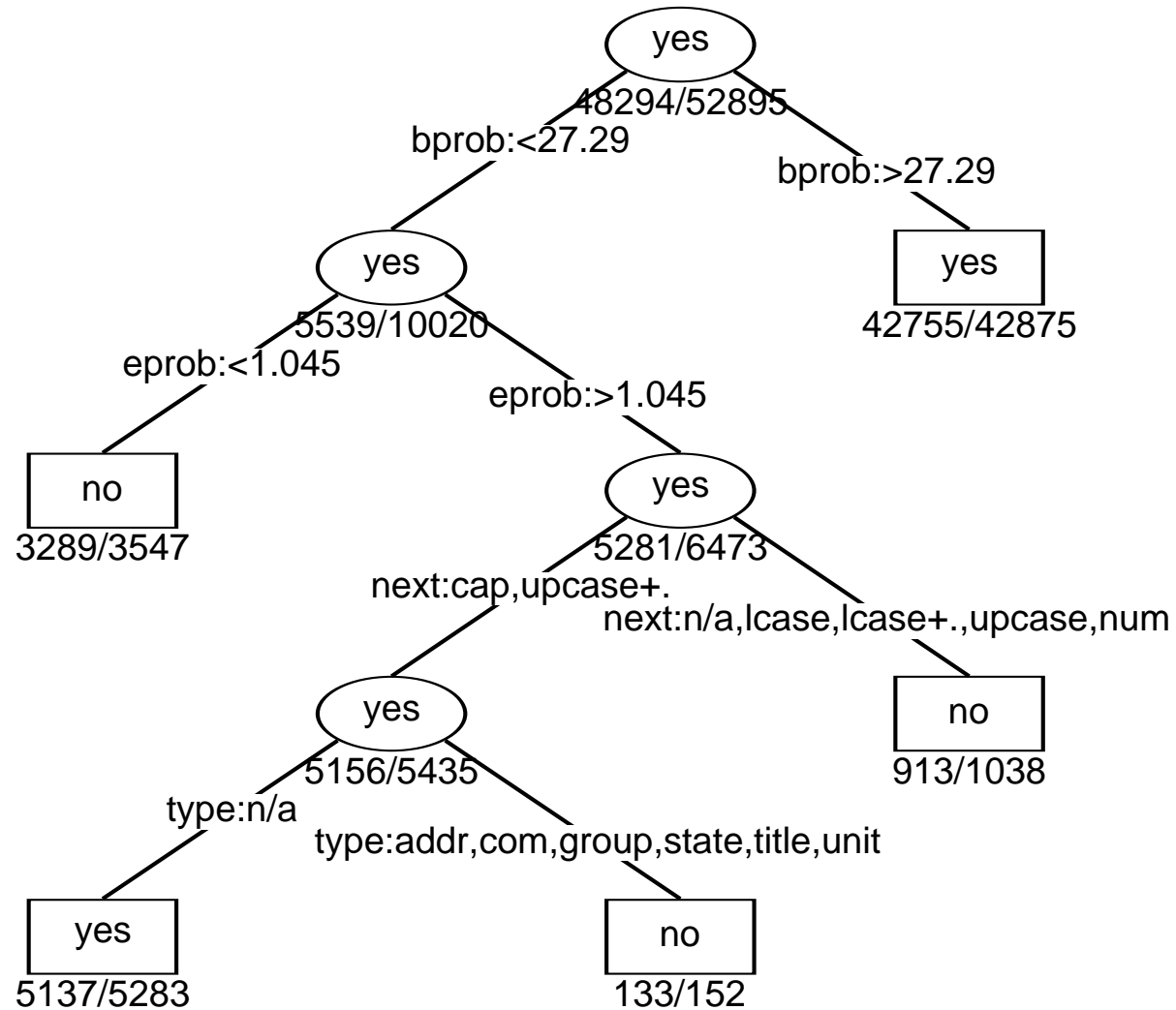
Which class/value to assign to a terminal node?

- *Plurality vote*: Choose most frequent class at that node for classification; choose mean value for regression.

End-of-Declarative-Sentence Prediction: Features

- Prob[word with “.” occurs at end of sentence]
- Prob[word after “.” occurs at beginning of sentence]
- Length of word with “.”
- Length of word after “.”
- Case of word with “.”: Upper, Lower, Cap, Numbers
- Case of word after “.”: Upper, Lower, Cap, Numbers
- Punctuation after “.” (if any)
- Abbreviation class of word with “.”: – e.g., month name, unit-of-measure, title, address name, etc.

End of Declarative Sentence?



Phoneme-to-Phone Alignment

PHONEME	PHONE	WORD
p	p	purpose
er	er	
p	pcl	
-	p	
ax	ix	
s	s	
ae	ax	and
n	n	
d	-	
r	r	respect
ih	ix	
s	s	
p	pcl	
-	p	
eh	eh	
k	kcl	
t	t	

Phoneme-to-Phone Realization: Features

- Phonemic Context:
 - Phoneme to predict
 - Three phonemes to left
 - Three phonemes to right
- Stress (0, 1, 2)
- Lexical Position:
 - Phoneme count from start of word
 - Phoneme count from end of word

Phoneme-to-Phone Realization: Prediction Example

Tree splits for /t/ in ``your pretty red``:

PHONE	COUNT	SPLIT
ix	182499	
n	87283	cm0: vstp,ustp,vfri,ufri,vaff,uaff,nas
kcl+k	38942	cm0: vstp,ustp,vaff,uaff
tcl+t	21852	cp0: alv,pal
tcl+t	11928	cm0: ustp
tcl+t	5918	vm1: mono,rvow,wdi,ydi
dx	3639	cm-1: ustp,rho,n/a
dx	2454	rstr: n/a,no

(Riley, 1991).

Phoneme-to-Phone Realization: Network Example

Phonetic network for ``Don had your pretty...``:

PHONEME	PHONE1	PHONE2	PHONE3	CONTEXT
d	0.91 d			
aa	0.92 aa			
n	0.98 n			
hh	0.74 hh	0.15 hv		
ae	0.73 ae	0.19 eh		
d	0.51 dcl jh	0.37 dcl d		
y	0.90 y			(if d→dcl d)
	0.84 -	0.16 y		(if d→dcl jh)
uw	0.48 axr	0.29 er		
r	0.99 -			
p	0.99 pcl p			
r	0.99 r			
ih	0.86 ih			
t	0.73 dx	0.11 tcl t		
iy	0.90 iy			

Decision Trees: Advantages/Limitations

- **Advantages:**

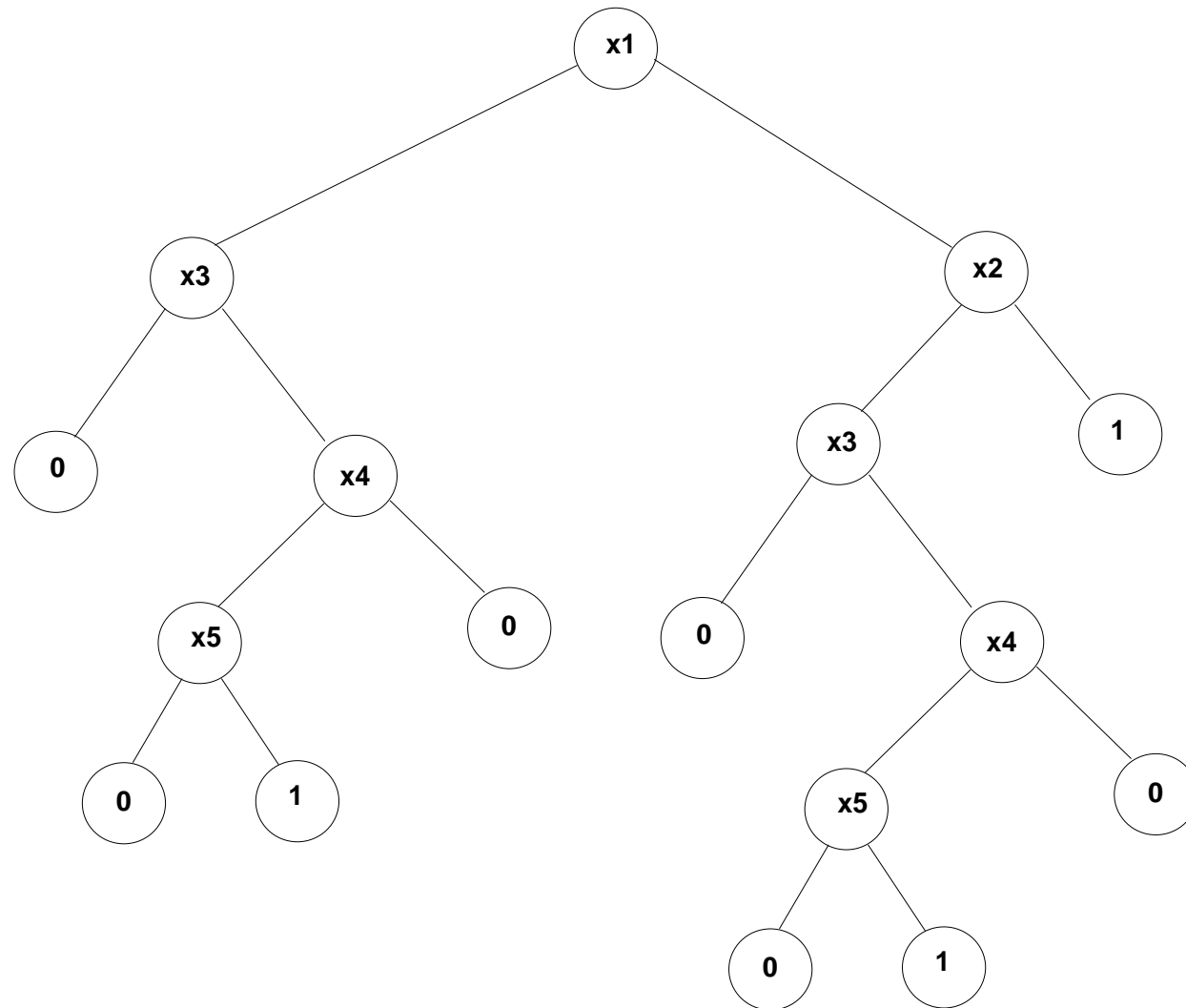
- Handles continuous and categorical variables naturally.
- Cross-validation gives results that generalize to new data.
- Efficient algorithms – (approx. $n \log n$, n = no. of obs.)
- Small/medium-sized trees are easy interpret/modify.

- **Limitations:**

- Recursive splitting can quickly cause “data starving” and replication of structure.
- Categorical variables with large number of alternatives computationally unwieldy.
- Large trees are hard to interpret/modify.

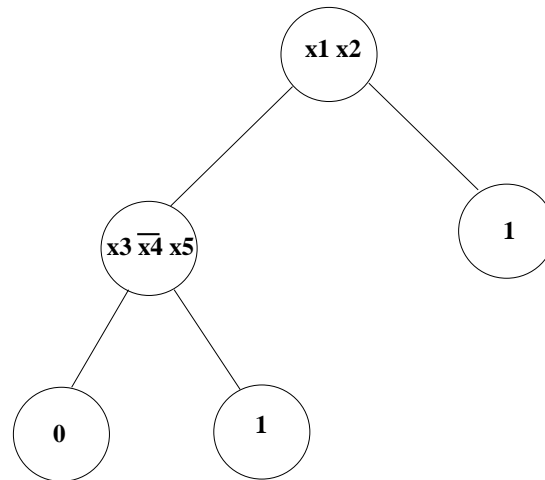
The Replication Problem (*Pagallo and Haussler*)

- Smallest decision tree for DNF expression $x_1x_2 + x_3\bar{x}_4x_5$:



The Replication Problem – Continued

- Equivalent tree using complex features in splits:



- Decision List Representation:

Expression	Value
x_1x_2	1
$x_3\bar{x}_4x_5$	1
<i>True</i>	0

Decision List Creation/Estimation

The *Separate and Conquer Algorithm* (Pagallo and Haussler) begins with a set of examples S , an auxiliary set P (*the pot*), and an empty decision list DL.

1. Select primitive feature that minimizes the entropy in S after splitting on that feature.
2. Retain purer half of split in S and place the rest in P . If there is only one class label in S , then goto 3, else goto 1.
3. Add complex feature that is the conjunction of the primitive features found in Steps 1 – 2 to the decision list DL with the class label of the examples in S .
4. If there is only one class label in P , then add that class label as the default case to the decision list DL and stop, else $S \leftarrow P$ and $P \leftarrow \Phi$ and goto 1.

Decision List Creation/Estimation – Continued

- *Alternative approaches:*
 - Choose complex features from all combinations of k primitive features (*Rivest*) or from particular combinations selected from the problem domain (*Yarowsky 1992, 1994*).
 - Do not partition the data after each decision, but reuse all the data, disallowing the previous decisions from recurring. More generally, interpolate by using a linear combination of the *global* and *residual* data (*Yarowsky 1992, 1994*).
- *Pruning Strategies:*
 - Evaluating held-out data, iteratively remove any decisions that do not improve the performance (*Pagallo and Haussler; Yarowsky 1992, 1994*).
 - Remove any redundant decisions subsumed by prior decisions (*Yarowsky, 1992, 1994*).

Lexical Ambiguity Resolution

- *Word sense disambiguation:*

She handed down a harsh **sentence**. *peine*

This **sentence** is ungrammatical. *phrase*

- *Homograph disambiguation:*

He plays **bass**. /be^js/

This lake contains a lot of **bass**. /bæs/

- *Diacritic restoration:*

appeler l'autre **cote** de l'atlantique côté 'side'

Cote d'Azur côte 'coast'

(Yarowsky, 1992; Yarowsky 1994; Sproat, Hirschberg & Yarowsky, 1992; Hearst 1991)

Homograph Disambiguation 1

- **N-Grams**

Evidence	led	lid	Logprob
lead <i>level/N</i>	219	0	11.10
<i>of</i> lead <i>in</i>	162	0	10.66
<i>the</i> lead <i>in</i>	0	301	10.59
lead <i>poisoning</i>	110	0	10.16
lead <i>role</i>	0	285	10.51
<i>narrow</i> lead	0	70	8.49
lead <i>in</i>	207	898	1.15

Homograph Disambiguation 1

- **Predicate-Argument Relationships**

<i>follow/V</i> + lead	0	527	11.40
<i>take/V</i> + lead	1	665	7.76

- **Wide Context**

<i>zinc</i> ↔ lead	235	0	11.20
<i>copper</i> ↔ lead	130	0	10.35

- **Other Features (e.g. Capitalization)**

Homograph Disambiguation 2

Sort by $Abs(\text{Log}(\frac{Pr(\text{Pron}_1|\text{Collocation}_i)}{Pr(\text{Pron}_2|\text{Collocation}_i)}))$

Decision List for <i>lead</i>		
Logprob	Evidence	Pronunciation
11.40	<i>follow/V</i> + lead	⇒ lid
11.20	<i>zinc</i> ↔ lead	⇒ lɛd
11.10	lead <i>level/N</i>	⇒ lɛd
10.66	<i>of lead in</i>	⇒ lɛd
10.59	<i>the lead in</i>	⇒ lid
10.51	lead <i>role</i>	⇒ lid
10.35	<i>copper</i> ↔ lead	⇒ lɛd
10.28	lead <i>time</i>	⇒ lid
10.16	lead <i>poisoning</i>	⇒ lɛd

Homograph Disambiguation 3: Pruning

- **Redundancy by subsumption**

Evidence	lid	led	Logprob
lead <i>level/N</i>	219	0	11.10
lead <i>levels</i>	167	0	10.66
lead <i>level</i>	52	0	8.93

- **Redundancy by association**

Evidence	tεɔ̃	tɪɔ̃
tear <i>gas</i>	0	1671
tear ↔ <i>police</i>	0	286
tear ↔ <i>riot</i>	0	78
tear ↔ <i>protesters</i>	0	71

Homograph Disambiguation 4

Choose single best piece of matching evidence.

Decision List for <i>lead</i>		
Logprob	Evidence	Pronunciation
11.40	<i>follow/V</i> + lead	⇒ lid
11.20	<i>zinc</i> ↔ lead	⇒ lɛd
11.10	lead <i>level/N</i>	⇒ lɛd
10.66	<i>of lead in</i>	⇒ lɛd
10.59	<i>the lead in</i>	⇒ lid
10.51	lead <i>role</i>	⇒ lid
10.35	<i>copper</i> ↔ lead	⇒ lɛd
10.28	lead <i>time</i>	⇒ lid
10.16	lead <i>poisoning</i>	⇒ lɛd

Homograph Disambiguation: Evaluation

Word	Pron1	Pron2	Sample Size	Prior	Performance
lives	laIvz	lIvz	33186	.69	.98
wound	waʊnd	wund	4483	.55	.98
Nice	naIs	nis	573	.56	.94
Begin	bI'gIn	beIgIn	1143	.75	.97
Chi	tʃi	kaI	1288	.53	.98
Colon	koʊ'loʊn	'koʊlən	1984	.69	.98
lead (N)	lɪd	lɛd	12165	.66	.98
tear (N)	tɛə	tɪə	2271	.88	.97
axes (N)	'æksɪz	'æksɪz	1344	.72	.96
IV	aɪ vi	fɔɪθ	1442	.76	.98
Jan	dʒæn	ʃæn	1327	.90	.98
routed	ɹuːtɪd	ɹaʊtɪd	589	.60	.94
bass	beɪs	bæs	1865	.57	.99
TOTAL			63660	.67	.97

Chinese Homograph Disambiguation

行 xing2/hang2

CUE	PRON.	PRED.			
再	xing2	xing2	醫院再	行接洽，解釋	PROCEED, DO
也	xing2	xing2	方案也	行不通。所以	PROCEED, DO
。	xing2	xing2	出來。	行，最要緊	PROCEED, DO
孝	xing2	xing2	七年孝	行模範分別	DEEDS
梵	xing2	xing2	品、梵	行品。有意	DEEDS
打字	hang2	hang2	球打字	行客戶多台	COMPANY
茶	hang2	hang2	性到茶	行休息一下	COMPANY
央	hang2	hang2	行。央	行總裁張繼	COMPANY
外	hang2	hang2	這是外	行假充內行	COMPANY
百	hang2	hang2	有一百	行或更大	MEASURE WORD
兩	hang2	hang2	望，兩	行淚水晶晶地	MEASURE WORD
船	xing2	xing2	風，船	行十分一濶	TRAVEL
南	xing2	xing2	，又南	行了數日	TRAVEL
路	xing2	xing2	直覺得	行路有點兒	TRAVEL
隨	xing2	xing2	傑和隨	行代表，表彰	TRAVEL
是	xing2	hang2	是由同	行的人暗中	wrong
者	hang2	xing2	幾名同	行的業者	wrong

***** PERCENT CORRECT: 94

Decision Lists: Advantages/Limitations

- **Advantages:**

- Efficient and flexible use of data.
- Easy to interpret and modify.
- Handles both wide and narrow context information.

- **Limitations:**

- New area; many aspects not well-studied – e.g., best complex feature selection rules, efficient pruning/cross-validation techniques, global vs. residual vs. interpolated dataset division.

Mixed Methods: Trained Hand-crafted Rules

- Probabilistic parsing (e.g. Jelinek et al., 1990; Su et al., 1992; Goddeau, 1992)
- Probabilistic morphological analysis (e.g. Heemskerk, 1993)

Consider that the Dutch word *beneveling* ‘intoxication’ has two morphologically possible analyses (the second depends upon regular Dutch orthographic spelling changes):

$be_{V/N} + nevel_N + ing_{V \setminus N}$ BE- + mist + -ion ‘intoxication’

$be_{V/N} + neef_N + eling_{V \setminus N}$ BE- + nephew + -ling ‘??’

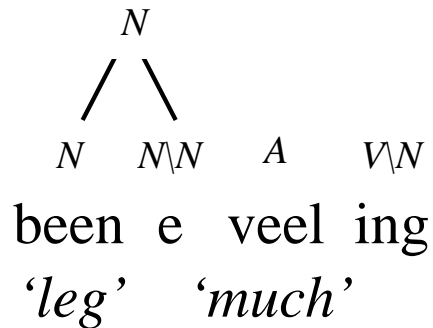
Prefixation: $B/A \cdot A \rightarrow B$

Suffixation: $A \cdot A \setminus B \rightarrow B$

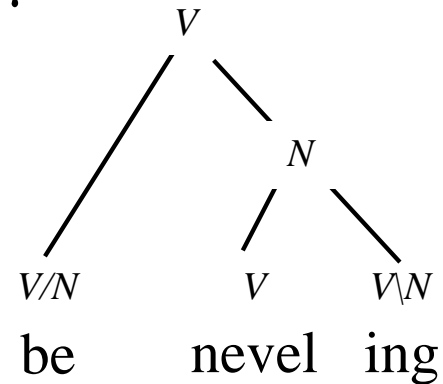
Compounding: $A \cdot B \rightarrow B$

Probabilistic Morphological Parsing

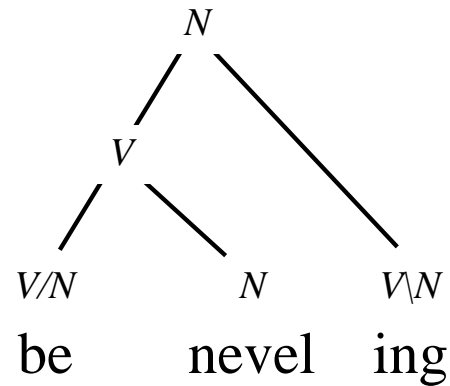
a *



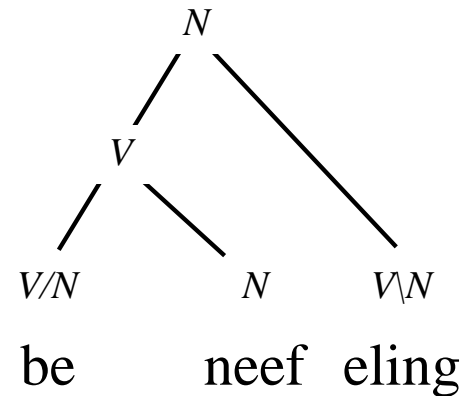
b *



c



d



- (a) is ruled out by (hand-constructed) categorial grammar, while
 (b) is ruled out by prohibiting noun morphology from being input to verb morphology

Probabilistic Morphological Parsing

$$\begin{aligned} & p([N[V[V/N \mathbf{be}][N \mathbf{nevel}]]][V \setminus N \mathbf{ing}])) = \\ & p(\text{word} \rightarrow N) \times \\ & p(N \rightarrow V \ V \setminus N) \times \\ & p(V \rightarrow V/N \ N) \times \\ & p(V/N \rightarrow \mathbf{be}) \times \\ & p(N \rightarrow \mathbf{nevel}) \times \\ & p(V \setminus N \rightarrow \mathbf{ing}) \end{aligned}$$

$$\begin{aligned} & p([N[V[V/N \mathbf{be}][N \mathbf{nevel}]]][V \setminus N \mathbf{ing}])) > \\ & p([N[V[V/N \mathbf{be}][N \mathbf{neef}]]][V \setminus N \mathbf{eling}])) \end{aligned}$$

Probabilistic Morphological Parsing

- Probabilities for production rules were calculated from the CELEX database containing 123,000 morphologically annotated Dutch stems.
- Among 1612 structurally ambiguous words that had a correct analysis among the alternatives, probabilistic techniques gave the highest score to the correct analysis in $1483/1612 = 92\%$ of the cases.

Weighted Finite-State Methods: Motivation

- Unified representation for information sources:
 - strings/lattices
 - dictionaries
 - decoders/generators
 - language models
 - ...
- Uniform algorithms for:
 - combining information sources into generators, decoders, etc.
 - search
 - minimizing representations
- Modular definition of language processors (cf. *lex*, *yacc*)

Weighted Finite-State Methods: Origins

- Probabilistic automata (Paz, Taylor and Booth, . . .)
- Algebraic theory of languages and automata (Schutzenberger, Eilenberg, Berstel, Kuich & Salomaa, . . .)
- Hidden Markov models (. . .)
- Theory of shortest path algorithms (Dijkstra, Aho, Hopcroft &Ullman, . . .)

Transduction Cascades

- Standard “noisy channel” model: for given observations o , find message w that maximizes

$$P(w, o) = P(o|w)P(w)$$

- Multistage cascade:

$$P(s_0, s_k) = P(s_k | s_0) P(s_0)$$

$$P(s_k | s_0) = \sum_{s_1, \dots, s_{k-1}} P(s_k | s_{k-1}) \cdots P(s_1 | s_0)$$

- “Viterbi” version:

$$\tilde{P}(s_0, s_k) = \tilde{P}(s_k | s_0) + \tilde{P}(s_0)$$

$$\tilde{P}(s_k | s_0) \approx \min_{s_1, \dots, s_{k-1}} \sum_{1 \leq j \leq k} \tilde{P}(s_j | s_{j-1})$$

where $\tilde{X} = -\log X$.

The Basic Generalizations

- *Weighted languages*: functions from strings to weights, modeling information sources
- *Weighted transductions*: functions from pairs of strings (one from each level) to weights, modeling mappings between levels of representation
- *Rational algebra*: make complex languages and transductions from simple ones
- **Examples:**
 - *languages*: phone sequence/lattice, language model
 - *transductions*: pronunciation dictionary, phoneme-to-phone realization, grapheme-to-phoneme conversion, text segmenter

Weights

- *Weight semiring*: set of weights K with two commutative, associative operations:
 - *sum*: combines the weights of the ways of deriving an object to form the overall weight of the object
 - *product*: combines the weights of subobjects into the weight of the combined object;
 - product distributes with respect to sum
- **Examples:**

semiring	sum	product	0	1
Viterbi	min	+	$+\infty$	0
probability	+	\times	0	1
boolean	or	and	0	1

Weighted Languages and Transductions

- Generalized information source: *weighted language*

$$L : \quad \Sigma^* \quad \rightarrow \quad K$$

behaviors weights

- Generalized transduction step: *weighted transduction*

$$S : \quad \Sigma^* \quad \times \quad \Gamma^* \quad \rightarrow \quad K$$

inputs outputs weights

- Combining levels — *generalized composition*:

composition: $(S \circ T)(r, t) = \sum_{s \in \Gamma^*} S(r, s)T(s, t)$

application: $(L \circ S)(s) = \sum_{r \in \Sigma^*} L(r)S(r, s)$

reverse application: $(S \circ M)(r) = \sum_{s \in \Gamma^*} S(r, s)M(s)$

intersection: $(M \circ N)(s) = M(s)N(s)$

Rational Operations

- Making complex languages and transductions from simple ones:

singleton $\{\mathbf{u}\}(\mathbf{v}) = 1$ iff $\mathbf{u} = \mathbf{v}$

scaling $(kX)(\mathbf{u}) = kX(\mathbf{u})$

sum $(X + Y)(\mathbf{u}) = X(\mathbf{u}) + Y(\mathbf{u})$

concatenation $(XY)(\mathbf{w}) = \sum_{\mathbf{u} \cdot \mathbf{v} = \mathbf{w}} X(\mathbf{u})Y(\mathbf{v})$

power $X^0(\epsilon) = 1, X^0(\mathbf{u} \neq \epsilon) = 0, X^{n+1} = XX^n$

closure $X^* = \sum_{k \geq 0} X^k$

- Example— pronunciation dictionary:

$D_w(p, w)$ probability that word w is realized as phone string p

$(\sum_w D_w)^*$ context-independent probabilities for realizations of word strings as phone strings

Weighted Automata

Weighted finite automata implement rational weighted languages and transductions

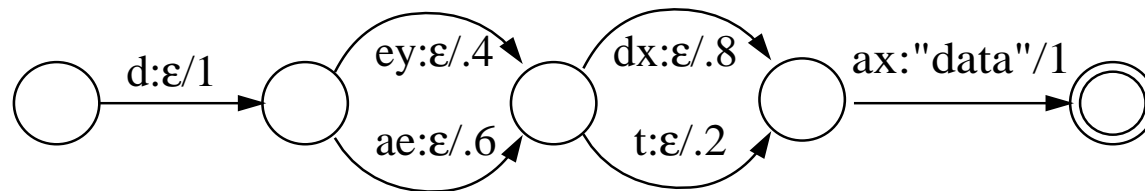
- Automata transitions:

$$q \xrightarrow{\mathbf{x}/k} q'$$

acceptor: $\mathbf{x} \in \Sigma \cup \{\epsilon\}$; transducer: $\mathbf{x} \in (\Sigma \cup \{\epsilon\}) \times (\Gamma \cup \{\epsilon\})$;

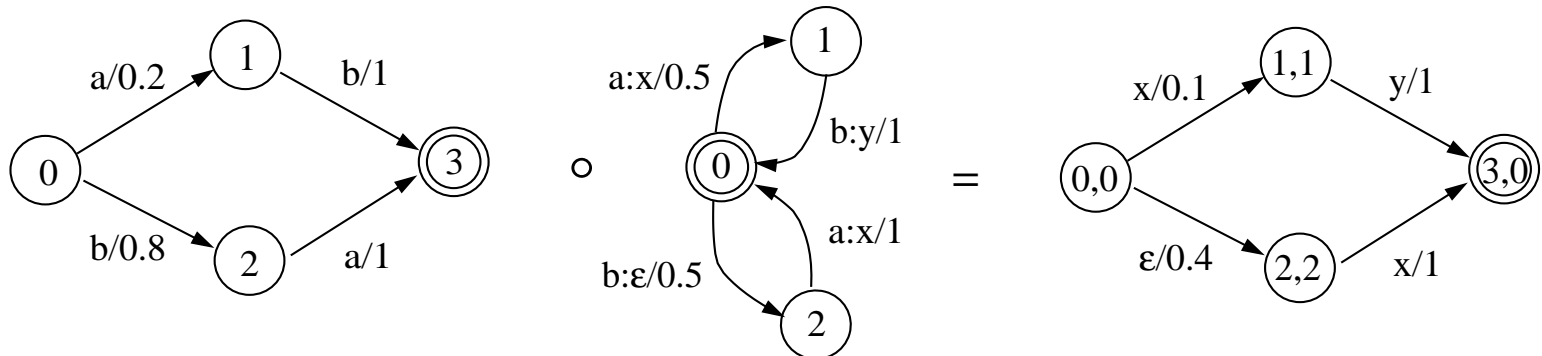
weight k

- Example — word pronunciation transducer:



Automata Operations

- Operations between weighted rational languages and transductions have corresponding automata operations
- Generalized composition is implemented by a general *automata join* operation



- *Pruning*: keep only those paths in the join within a beam of the best path
- *Optimization*: try to find a smaller weighted automaton with the same language/transduction

Rule Compilation

- Theory of phonological rewrite rules and their implementation as finite-state transducers is well understood (Kaplan & Kay, 1994)
- E.g.: (left-to-right) obligatory rule of the form

$$\phi \rightarrow \psi / \lambda __ \rho$$

can be modeled by composing a series of transducers

$$\begin{aligned} & \textit{Prologue} \circ \\ & \textit{Id}(\textit{Obligatory}(\phi, \langle i, \rangle)) \circ \\ & \textit{Id}(\textit{Rightcontext}(\rho, \langle, \rangle)) \circ \\ & \textit{Replace} \circ \\ & \textit{Id}(\textit{Leftcontext}(\lambda, \langle, \rangle)) \circ \\ & \textit{Prologue}^{-1} \end{aligned}$$

each of which expresses a regular relation that restricts a certain portion of the application of the rule.

Rule Compilation: Statistical Rules

A sample (toy) probabilistic ruleset

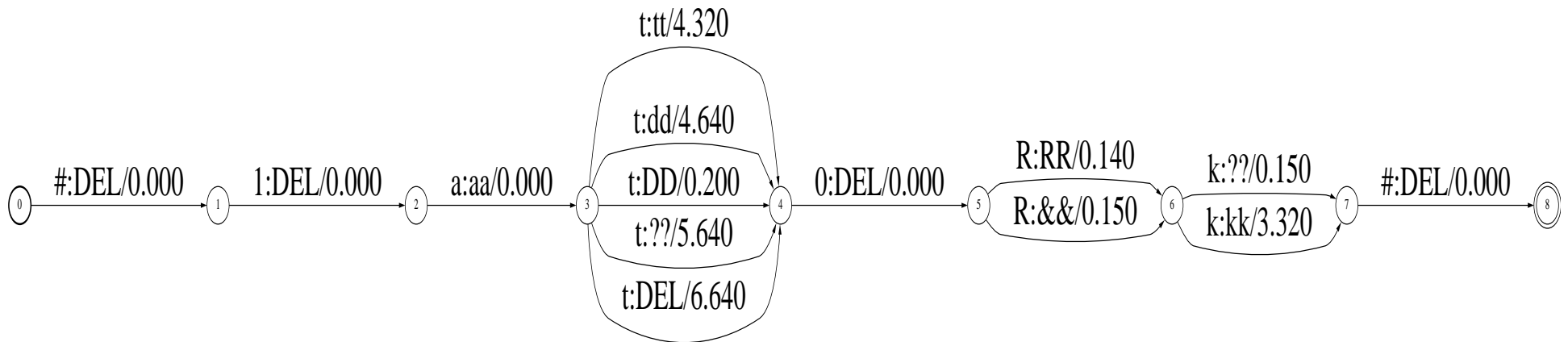
```
{All} := ptkdaeiou\&R012 ;;  
{Cons} := ptkd ;;  
{Vowel} := aeiou\&R ;;  
{Stress} := 12 ;;
```

End Prolog

```
t -> ({DD}<0.20>, {tt}<4.32>, {dd}<4.64>,  
      {??}<5.64>, {DEL}<6.64>)  
      / {Stress}{Cons}*{Vowel} __ 0{Vowel} ;;  
k -> ({??}<0.15>, {kk}<3.32>) / __ # ;;  
R -> ({&&&&}<0.15>, {RR}<0.14>) / 0 __ ;;  
t -> ({tt}<4.32>, {??}<1.8>) / __ # ;;
```

Rule Compilation: Statistical Rules

Output for *latORk* given compiled ruleset from previous slide



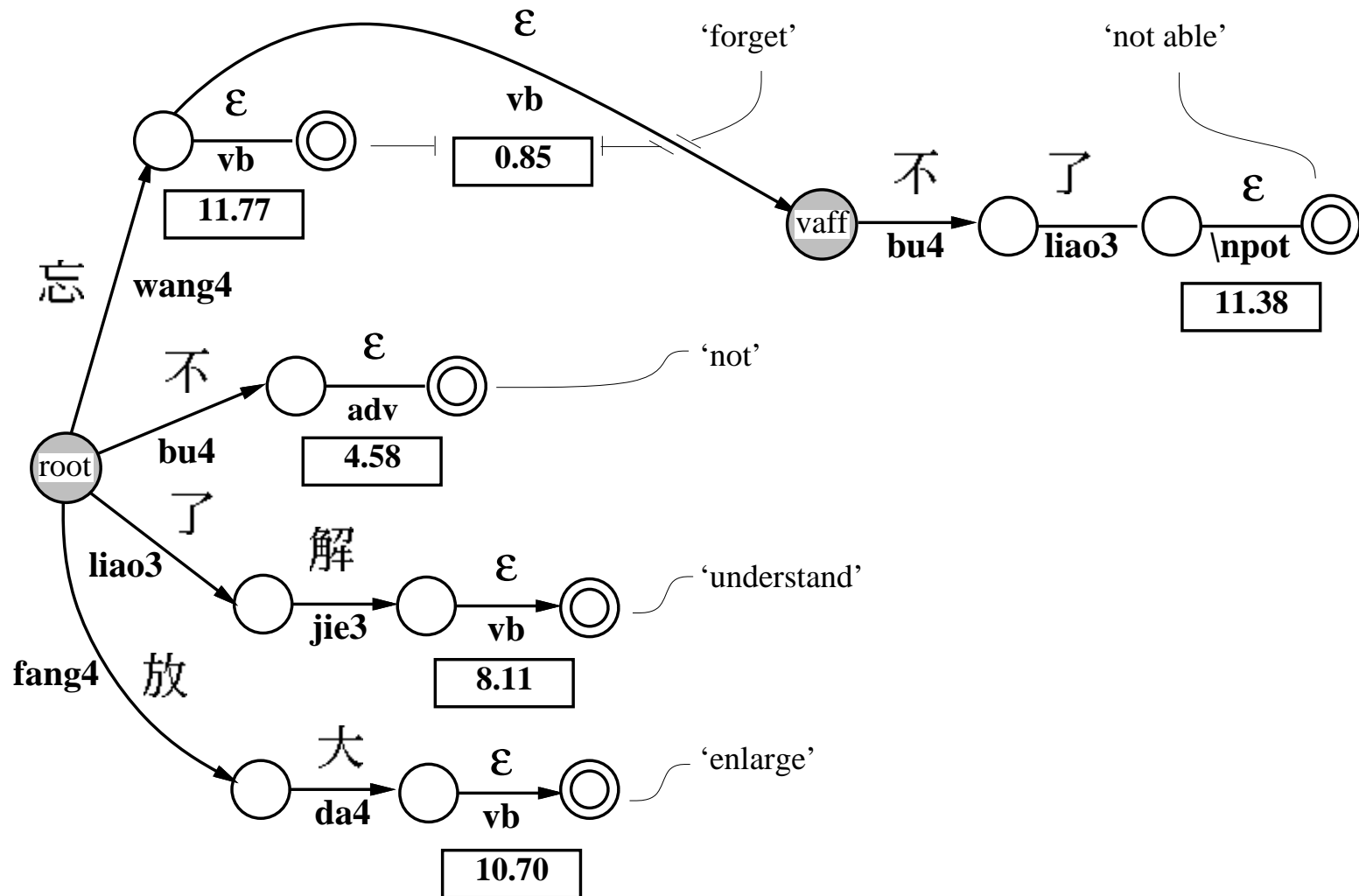
Chinese Word Segmentation

I forget NEG-POT liberation avenue be-at where

| 我 | 忘 不 了 | 解 放 | 大 街 | 在 | 哪 裡 |
| (understand) | (enlarge) |

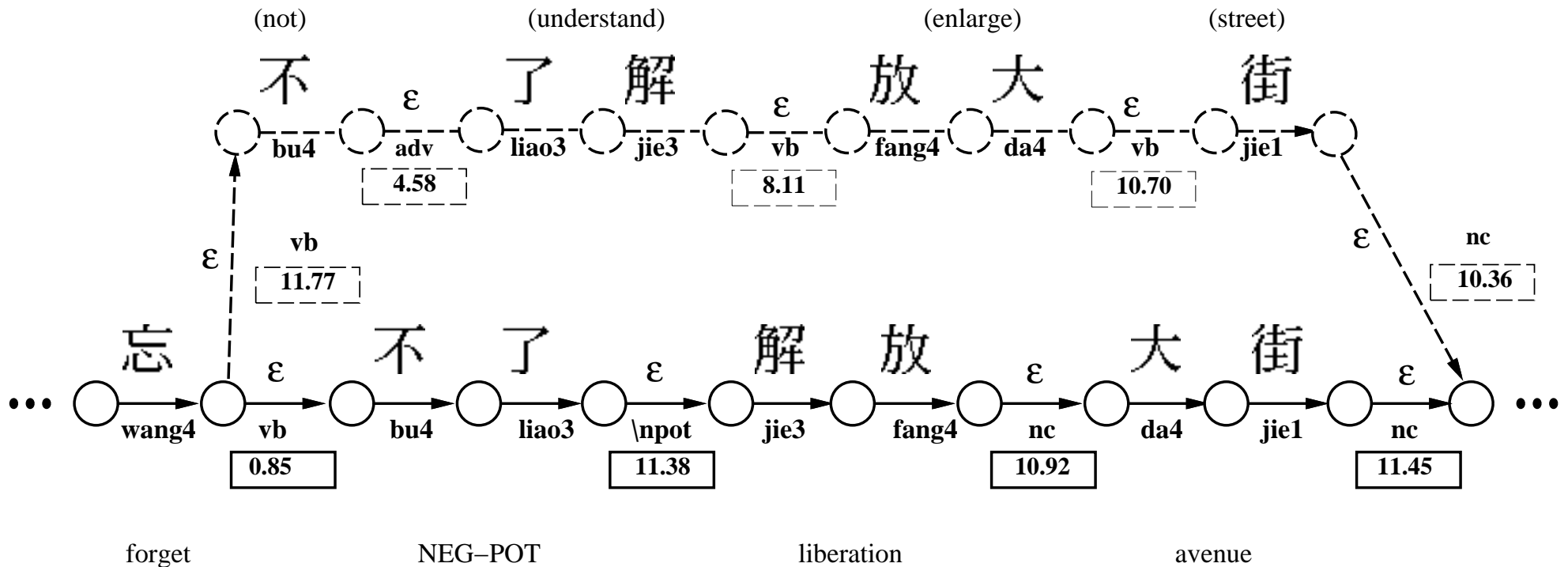
“I couldn’t forget where Liberation Avenue is.”

Chinese Word Segmentation



Chinese Word Segmentation

“I couldn’t forget where Liberation Avenue is.”



$$0.85 + 11.38 + 10.92 + 11.45 = 34.60$$

wins over

$$11.77 + 4.58 + 8.11 + 10.70 + 10.36 = 45.52$$

Some Text-Analysis Problems in Text-to-Speech Synthesis

- Text-normalization issues
 - End-of-sentence detection
 - Word-segmentation (Chinese, Japanese, Thai)
 - Abbreviation expansion: is **St.** *Saint* or *Street*?
 - Numeral interpretation: is **747** *seven hundred and forty seven*, or *seven forty seven*?
- Part-of-speech assignment
- Word pronunciation
 - Morphological analysis of ordinary words and names
 - Homograph disambiguation
- Accent prediction
- Prosodic phrasing prediction

Pitch Accent Prediction

Problem: predict accent status for different classes of words

- Function versus content word:

JOHN GAVE it to BILL

He GAVE it to him

- Long noun phrases:

CITY HALL

TAX office

CITY hall TAX office

- Preposing:

We will BEGIN to LOOK at FROG anatomy today

TODAY we will BEGIN to LOOK at FROG anatomy

- Information status:

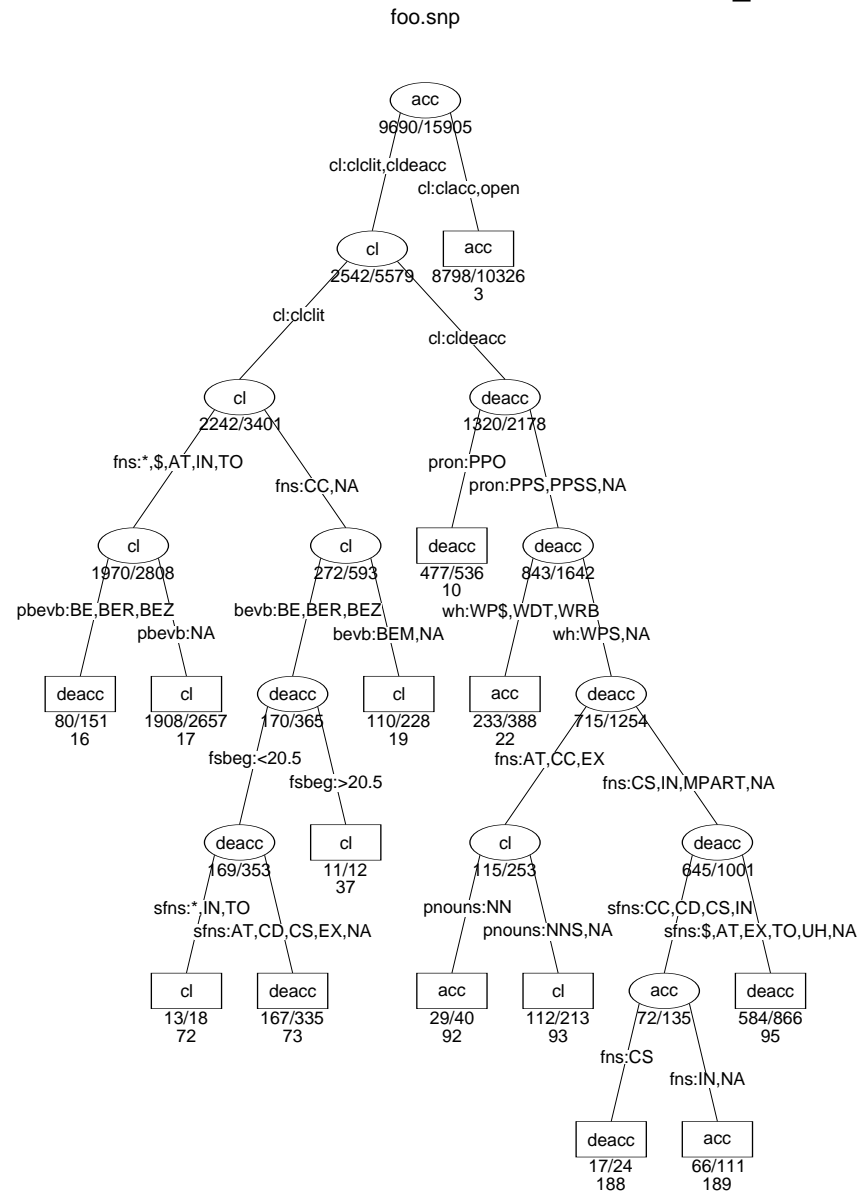
My SON WANTS me to BUY a DOG, but I'm ALLERGIC to dogs.

Pitch Accent Prediction: Sample Variables

For each word w :

- distance of w from beginning/end of sentence
- total words in utterance
- distance of w in words from/to prior/next boundary
- part-of-speech of w
- if w is in complex nominal, the predicted accent of w given by an automatic noun-phrase accent predictor (Sproat, 1994)
- information status

Pitch Accent Prediction: Sample Tree



Pitch Accent Prediction: Results

- Pitch Accents Predicted from the Audix Corpus: **80% Correct**
- Pitch Accents Predicted from the ATIS Database: **81.9% Correct**
- ATIS Predictions with Boundary Information: **85.1% Correct**
- ATIS Predictions with Speaker Information: **85.1% Correct**

Pitch Accent Prediction: Hand-derived decision rules

For each item w_i labeled with part-of-speech p_i :

If w_i is a phrasal verb, deaccent;

Else if p_i is classified ‘closed-cliticized’, cliticize;

Else if p_i is classified ‘closed-deaccented’, deaccent;

Else if w_i is marked ‘contrastive’, ‘prefixed’, or ‘preposed’, assign it emphatic accent;

Else if w_i is part of a proper nominal

 If w_i ’s status is ‘given’, assign emphatic accent,
 else assign a simple pitch accent;

Else if w_i is in global focus but not in local focus (‘given’), assign emphatic accent;

Else if w_i is classified ‘closed-accented’, accent;

Else if w_i is in local focus (‘given’), deaccent;

Else if w_i is part of a (common) complex nominal

 If w_i is predicted to be accented in citation form, accent
 else deaccent;

Else accent w_i .

Word Pronunciation

- Represent lexicon as FSA L .
 - Morphological derivatives of words in the lexicon can be represented using standard finite-state morphological techniques (Koskenniemi, 1983; Karttunen et al. 1992; Sproat 1992).
 - Corpus-derived weights can be added to arcs to rank multiple analyses.
 - Orthographic rules can be compiled into a (W)FST O that can be composed with the lexicon L to form a (W)FST L' that can morphologically decompose words as they occur in text.
 - Pronunciation rules (either hand-built or compiled from a trained decision tree) can be compiled into a (W)FST P that can be composed with L' to yield a (W)FST L'' that will transduce input words to sets of pronunciations.
- L'' can be composed with a WFST Φ implementing phoneme-to-phone rules (again, either hand-developed or compiled from a trained decision tree) to yield $L''' = L'' \circ \Phi$. L''' can then be inverted for use in an ASR system.

Word Pronunciation: an Example

1	Input	ОТЦОВ
2	Annotated Input	ОТЦ"ОВ
3	Underlying Form	oT"{E1}ц{noun}{msc}{an}+"oB{pl}{gen}
4	Phonological Form	ats"of

- Map 1 to 2 by transducer that freely introduces stress marks (").

- Compose lexicon of legal underlying forms, with rules such as

$$\{E1\} \rightarrow e / _ \{DelCons\} \{GRAM\}^* + \{NUM\}$$

$$\{E1\} \rightarrow \emptyset$$

$$" \rightarrow \emptyset / _ \Sigma^* "$$

Invert the resulting transducer and compose this with 2 to produce 3.

- Compile pronunciation rules such as

$$o \rightarrow o / " _$$

$$o \rightarrow a$$

into transducer that can be composed with 2 to produce 4.

Phrasing Prediction

- **Problem:** predict intonational phrase boundaries in long unpunctuated utterances:

For his part, Clinton told reporters in Little Rock, Ark., on Wednesday || that the pact can be a good thing for America || if we change our economic policy || to rebuild American industry here at home || and if we get the kind of guarantees we need on environmental and labor standards in Mexico || and a real plan || to help the people who will be dislocated by it.

- Previous treatments have used rule-based parsing approaches (O'Shaughnessy, 1989; Bachenko & Fitzpatrick, 1990).
- AT&T synthesizer uses a CART-based predictor trained on labeled corpora (Hirschberg & Wang 1992).

Phrasing Prediction: Variables

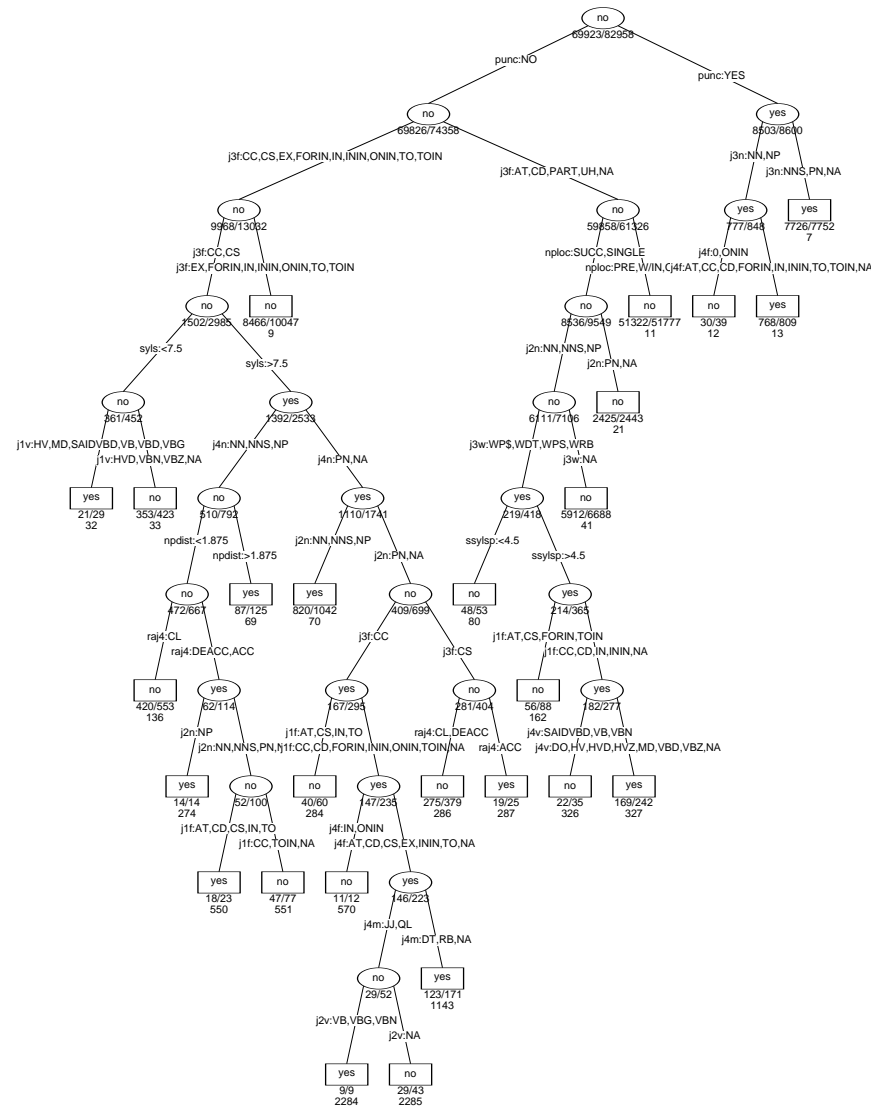
For each $\langle w_i, w_j \rangle$:

- length of utterance; distance of w_i in syllables/
stressed syllables/words . . . from the beginning/end of the sentence
- automatically predicted pitch accent for w_i and w_j
- part-of-speech (POS) for a 4-word window around $\langle w_i, w_j \rangle$;
- (largest syntactic constituent dominating w_i but not w_j and vice versa, and smallest constituent dominating them both)
- whether $\langle w_i, w_j \rangle$ is dominated by an NP and, if so, distance of w_i from the beginning of that NP, the NP, and distance/length
- (mutual information scores for a four-word window around $\langle w_i, w_j \rangle$)

The most successful of these predictors so far appear to be POS, some constituency information, and mutual information

Phrasing Prediction: Sample Tree

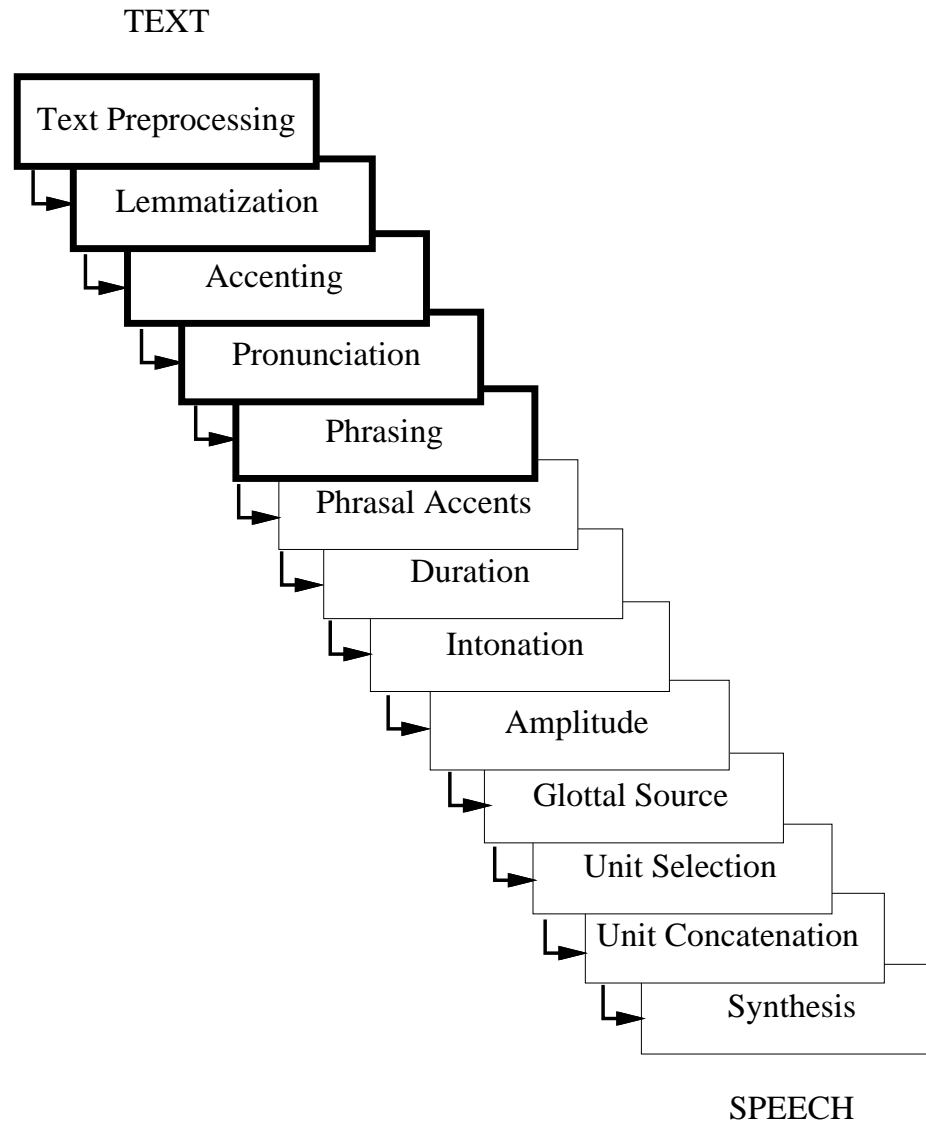
new.snp



Phrasing Prediction: Results

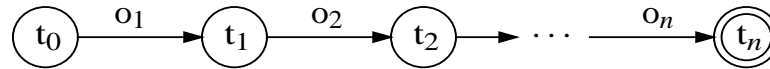
- Results for multi-speaker read speech:
 - major boundaries only: **91.2%**
 - collapsed major/minor phrases: **88.4%**
 - 3-way distinction between major, minor and null boundary: **81.9%**
- Results for spontaneous speech:
 - major boundaries only: **88.2%**
 - collapsed major/minor phrases: **84.4%**
 - 3-way distinction between major, minor and null boundary: **78.9%**
- Results for 85K words of hand-annotated text, cross-validated on training data: **95.4%**.

AT&T Text-to-Speech Synthesis

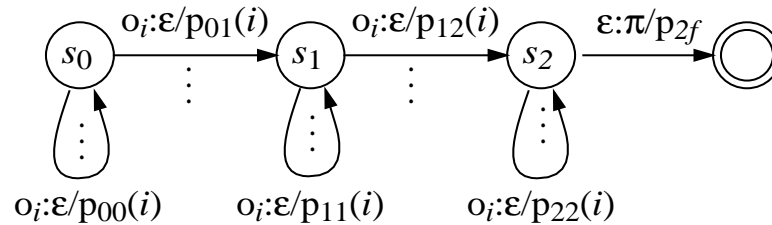


Representations in Speech Recognition

- Quantized observations:

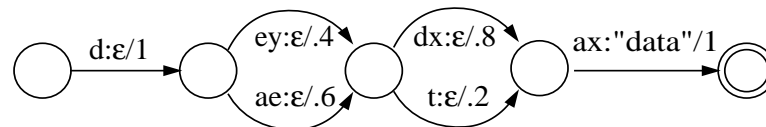


- Phone model A_π :



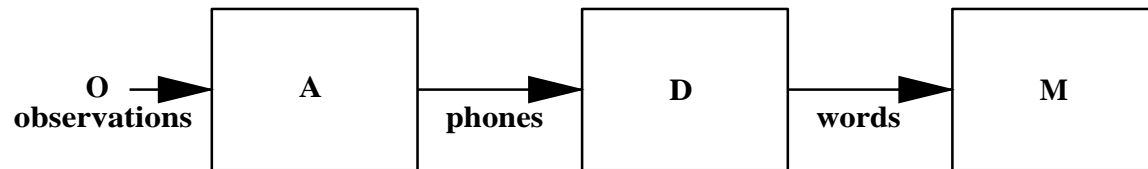
Acoustic transducer: $A = \left(\sum_{\pi} A_{\pi} \right)^*$

- Word pronunciations D_{data} :



Dictionary: $D = \left(\sum_w D_w \right)^*$

Recognition Cascade



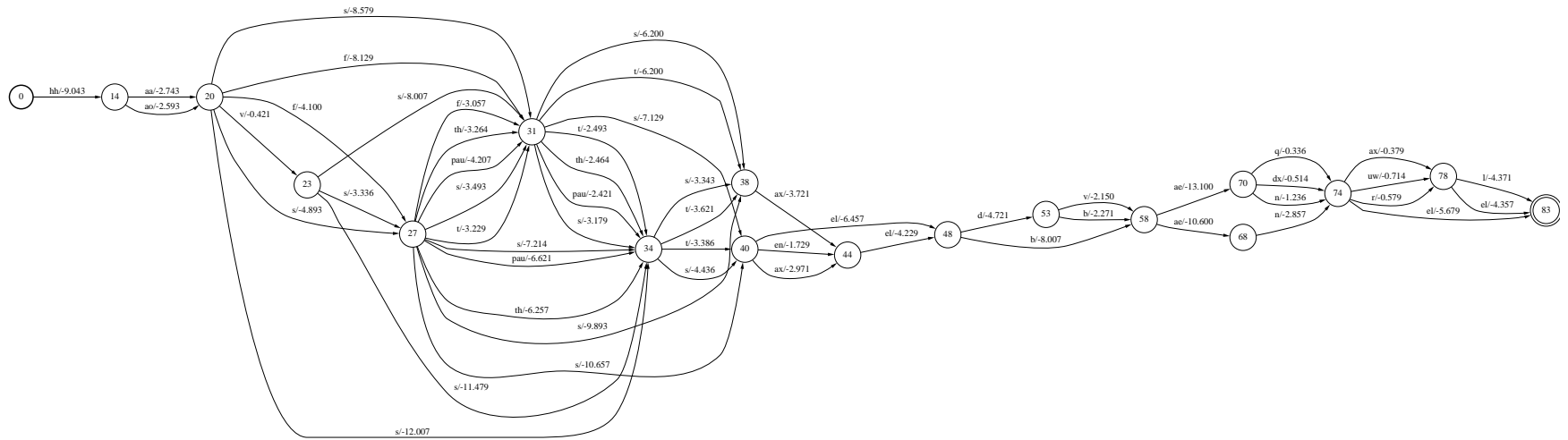
- Levels:

- *Observations*: $O(o) = 1, O(s \neq o) = 0$
- *Acoustic-phone transduction*: $A(a, p) = P(a|p)$
- *Pronunciation dictionary*: $D(p, w) = P(p|w)$
- *Language model*: $M(w) = P(w)$

- Recognition: maximize $(O \circ A \circ D \circ M)(w)$

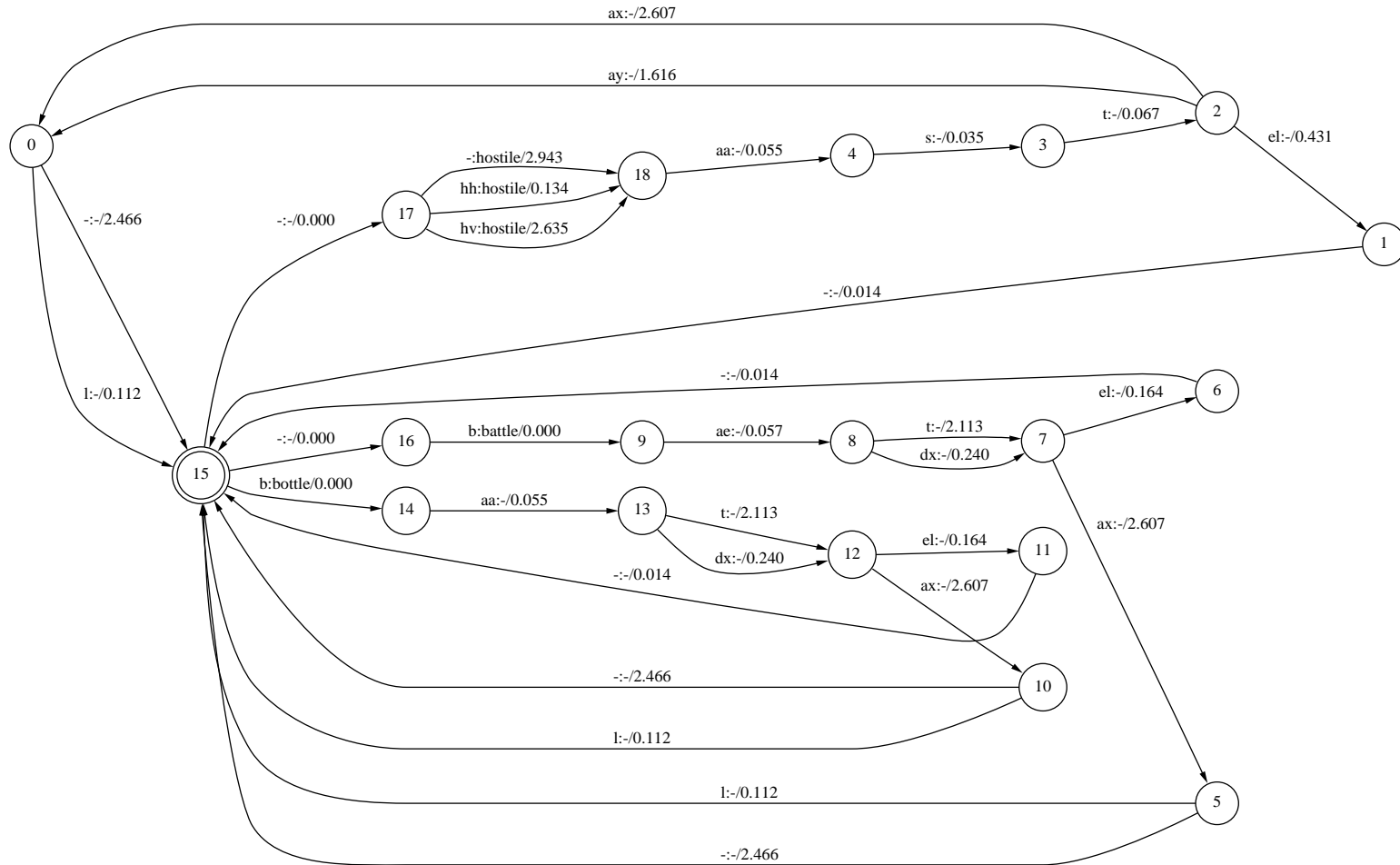
Example: Phone Lattice $O \circ A$

Phone lattice for *hostile battle*:



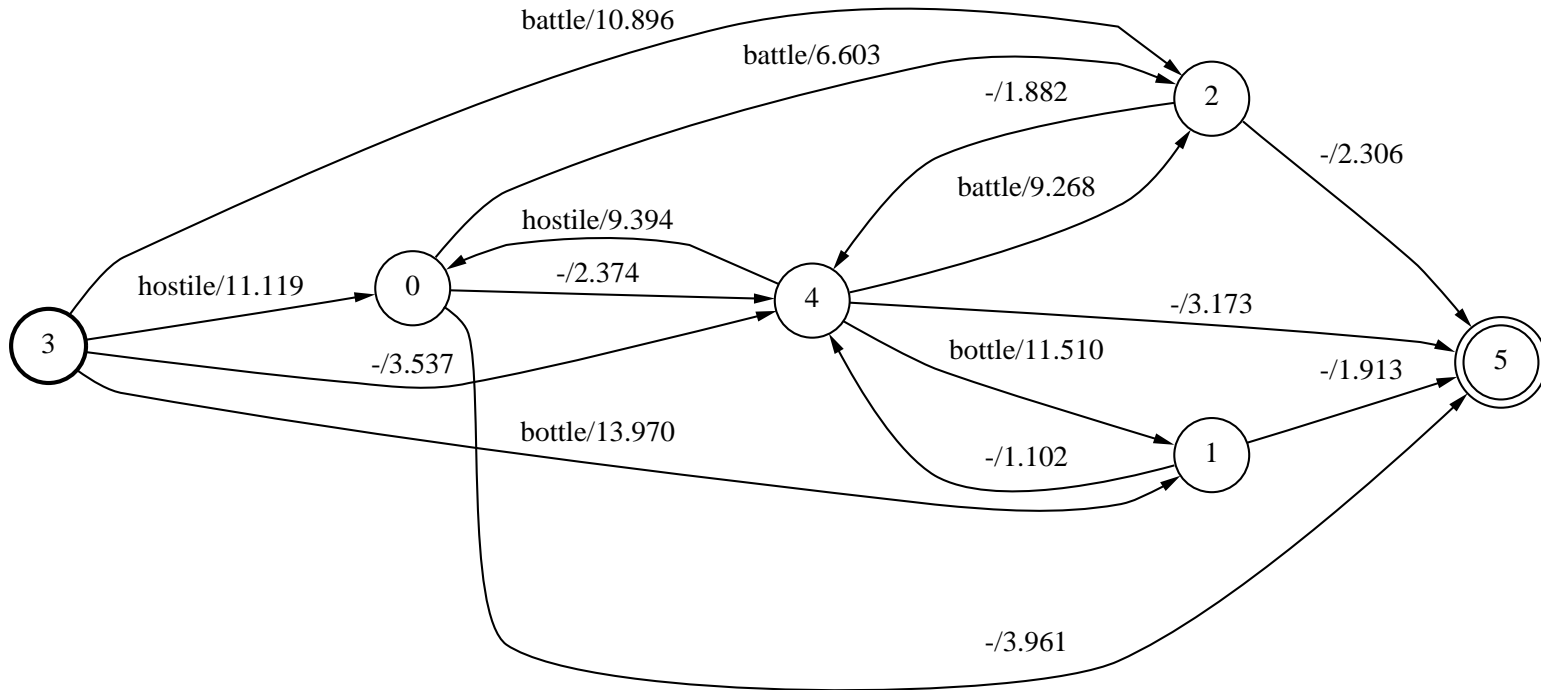
Sample Pronunciation Dictionary D

Dictionary with *hostile*, *battle* and *bottle* as a transducer:



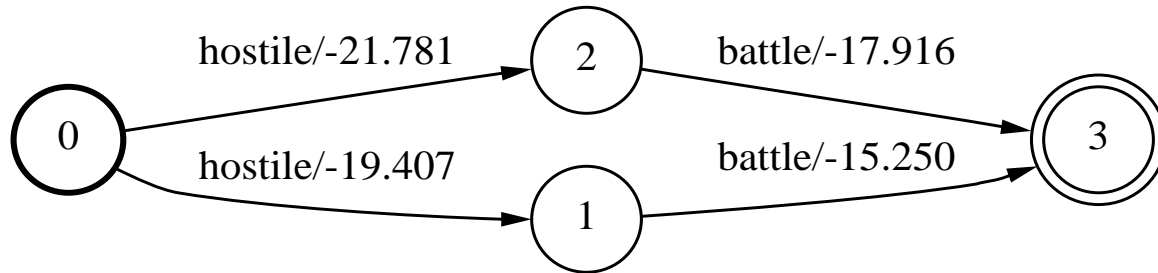
Sample Language Model M

Language model as acceptor:



Recognition Output: $O \circ A \circ D \circ M$

Apply dictionary to phone lattice to create word lattice, then compose word lattice with language model to obtain word lattice with combined acoustic/language weights.



Language Identification

- Language identification can be approached by simultaneously recognizing in N languages and selecting the language with the best recognition score.
- In weakly-constrained task domains, the combined “lexicon” and “language model” for each language may need to be correspondingly weak (but general) – e.g., phone or syllable n-grams.
- In more strongly-constrained task domains, more lexical and grammatical/semantic constraints can be used as in conventional ASR systems, e.g., ranging from word-spotting to full trigram language models.
- Constructing such systems requires multilingual text normalization and pronunciation components for training and testing.