

A symbolic description of punning riddles and its computer implementation*

Kim Binsted
Graeme Ritchie
Department of Artificial Intelligence
University of Edinburgh
Edinburgh EH1 1HN
Scotland.

Abstract

Riddles based on simple puns can be classified according to the patterns of word, syllable or phrase similarity they depend upon. We have devised a formal model of the semantic and syntactic regularities underlying some of the simpler types of punning riddle. We have also implemented this preliminary theory in a computer program which can generate riddles from a lexicon containing general data about words and phrases; that is, the lexicon content is not customised to produce jokes. Informal evaluation of the program's results by a set of human judges suggest that the riddles produced by this program are of comparable quality to those in general circulation among school children.

1 Introduction

One very common form of humour is the question-answer joke, or riddle. A significant subset, probably the vast majority, of these jokes are based on some form of pun (question-answer puns make up almost a third of the riddles in [?]). For example:

What do you get when you cross a sheep with a kangaroo?

A woolly jumper

Riddles of this general sort are of particular interest for a number of reasons. The linguistics of riddles has been investigated before (e.g. [?]). Also, there is a large corpus of riddles to examine: books such as the Crack-a-Joke Book [?] record them by the thousand. Finally, riddles exhibit regular structures and mechanisms, which could be modelled and used to generate new riddles.

There appear to certain well-defined subclasses of this genre, distinguished by the type of pun, or the arrangement of punning words and phrases. We have devised a formal model of the punning mechanisms underlying some of these subclasses; i.e. a symbolic account of the configurations of lexical entities required to make up each of these types of riddle. In addition, we have implemented a computer program which uses these symbolic rules to construct punning riddles from a lexicon (i.e. a store of words or phrases with syntactic and semantic information about each entry), and have used this system to generate a large number of jokes, including some which were unknown to the authors (and are perhaps novel). An informal evaluation of the performance of this program suggests that its output is not significantly worse than that produced by human composers of such riddles.

*A talk on this work was given at the International Conference on Humor and Laughter, Luxembourg, 1993, and a short version will appear in the Proceedings of the Twelfth National Conference on Artificial Intelligence (AAAI-94), Seattle, USA, August 1994.

In Section 2 we will set out the assumptions of our approach, which relies more on generative linguistics and artificial intelligence than on literary or psychological studies. Then we shall outline the scope of our project (Section 3), introduce the theoretical constructs we use to describe punning riddles (Section 4), and the computer program (JAPÉ-1) which embodied these ideas. After summarising the evaluation which we carried out (Sections 7 and 8), we shall relate the work to other research (Section 9), and suggest some ways in which these ideas could be developed further (Section 10).

2 Methodological issues

2.1 Generative linguistics

One of the major contributions which Chomsky [?, ?] made to the field of theoretical linguistics was the establishment of a methodological framework for the study of language. There were several tenets to this approach, either explicitly or implicitly:

1. The aim is to define symbolic rules and structures which characterise what constitutes a sentence of a language and what does not.
2. These descriptions should be sufficiently precise and detailed that there is no doubt about what they predict, to the extent that it would *in principle* be possible to check the predictions mechanically (e.g. using a computer).
3. These symbolic accounts can be empirical without large scale collection of data or statistical studies. The linguist compares what sentences are known to exist in the language with those predicted by the rules. Often, falsification of a proposed set of rules can be achieved from a relatively small set of examples.
4. The rules should capture regularities in the data. That is, sentences which have some inherent similarity (syntactically, semantically, etc.) should be described in a similar way by the rules, and systematic alterations to the symbolic descriptions should correspond to systematic changes in the language phenomena being described.

We have to a large extent adopted these attitudes in our study of riddles, as have various other humour researchers (some tacitly). We have attempted to devise abstract symbolic accounts of the detailed mechanisms underlying our chosen set of phenomena (certain types of punning riddle), we have defined these rules precisely (as shown by the computer implementation), and we believe that they show regularities in exactly the way that linguists expect grammars to display generalisations about sentences.

2.2 Artificial intelligence

Within artificial intelligence, a research paradigm sometimes known as *experimental programming* is common. In this, a computer program is used to explore ideas, rather than to provide a final and conclusive test of a single well-articulated theory or to operate as a polished piece of software. Although the methodology owes a lot to the notion of an “experiment” in traditional science, it does not rely on critical experiments to falsify abstract theories (although it would be satisfying if this were the case). Rather, the researcher attempts to clarify his/her ideas by posing the question: “what would it take to have a computer program perform this task?”. Concrete fleshing out of embryonic ideas then consists of trying to construct a computer program. This not only forces a degree of detail and precision (cf. comments above on linguistic methodology), it also provides a readily testable version of the draft theory. Running the program and observing its behaviour (not just its final results but also how it achieves them) can provide useful insights into weaknesses of the ideas, and may even inspire possible amendments or extensions to the proto-theory. (See [?, ?, ?] for further discussion of this approach).

The work described here can be seen as exemplifying this approach. The central task of the project was to design, implement, and test a computer program, but the important product of the work was *not* the program itself; rather, it was the set of ideas that we developed in the course of the work.

2.3 Humour and artificial intelligence

Artificial intelligence (AI) has delved into so many areas of human behaviour — vision, mathematics, planning and natural language processing, among others — that it is sometimes difficult to find an area which is *not* within AI’s research domain. If, as Minsky claims, a suitable goal for AI research is to get a computer to do “... a task which, if done by a human, requires intelligence to perform,” [?] then most of human experience is a fit subject for research.

For theoretical research, however, there is also the requirement that the results must be *falsifiable* — that is, it must be possible to do an experiment which could disprove any claims of success. This makes the artistic side of human nature hard to investigate because, although art is definitely within the domain claimed by AI, it is difficult (if not impossible) to disprove the claim “this is good art” (or even “this is art”) no matter who or what produced the work in question. Poetry, painting, and music all suffer from this problem.

A second factor to take into account is whether or not a formal model of the task has been, or could feasibly be, devised. For a task to be computationally tractable, it is necessary (but not sufficient) that a formal description of the task can be developed.

These two constraints, falsibility and formalisability, reduce the domain of AI research considerably, particularly when looking at artistic intelligent behaviour.

Humour generation is falsifiable in that there is a simple test of its success: whether the audience is amused or not. Subject to various caveats, this gives us a relatively rigorous way of testing results.

Although no computationally tractable model of humour as a whole has yet been developed, we believe that by tackling a limited and linguistically-based set of phenomena, it is realistic to develop a formal symbolic account.

3 Phenomena considered

3.1 Pepicello and Green’s riddle theory

There are numerous collections and analyses of riddles, from the viewpoints of anthropology, sociology, literature and related fields. Apart from providing an overview of humour (and possibly some goal jokes to replicate), however, these works were too discursive or informal to be of direct use in this project. In fact, the only work that explores this genre of joke in enough detail is [?].

In their book, Pepicello and Green describe the various grammatical, written and visual strategies incorporated in riddles¹. They hold the common view that humour is closely related to ambiguity, whether it be linguistic (such as the phonological ambiguity in a punning riddle) or contextual (such as riddles that manipulate social conventions to confuse the listener). Moreover, they claim that humour depends on that ambiguity being ‘unsolvable’ by the listener, at least until the punchline resolves it in some unexpected way.

Linguistic ambiguity can take place at the phonological, morphological, or syntactic levels of grammar. For example, the sentence “John lives near the bank” is phonologically ambiguous, since the noun “bank” can refer to either a building where money is stored, or the shore of a river. The sentences “The book is read,” and “The book is red”, however, are morphologically ambiguous, since “read” is only phonetically identical with “red” in its past participle form. Finally, the sentence “John looked over the car” is syntactically ambiguous, since it has two distinct grammatical analyses.

¹This subsection is essentially a precis of chapters two and three of [?], and the examples are theirs.

Each kind of ambiguity, or a combination, can be used in riddles. For example:

1. **Phonological:** What bird is lowest in spirits? *A bluebird.*
2. **Morphological:** Why is coffee like soil? *It is ground.*
3. **Syntactic:** Would you rather have an elephant kill you or a gorilla? *I'd rather have the elephant kill the gorilla.*

As can be seen from these examples, the ambiguity can occur either in the question (3) or the punchline (1 and 2).

Pepicello and Green go on to describe many different strategies used in riddles to produce and manipulate these linguistic ambiguities. However, what all these strategies have in common is that they ask the ‘riddlee’ to accept a similarity on a phonological, morphological, or syntactic level as a point of *semantic* comparison, and thus get fooled. For example, the riddle:

Why is a river lazy? *Because it seldom gets out of its bed.* [?]

uses the phonological ambiguity in the word “bed” to imply that a river bed is semantically identical with a sleeping bed, and therefore that not getting out of a river bed is a sign of laziness.

Using this analysis, we can choose a subset of riddles which share *underlying properties* (e.g. type of ambiguity, strategy for deceiving the riddlee), and which are thus able to be generated by closely related mechanisms. This is in contrast to jokes which have in common merely their *surface form* (e.g. jokes that ridicule a stereotyped group by describing how they might go about screwing in a lightbulb.)

3.2 A source of data

Most of the riddles discussed below come from “The Crack-a-Joke Book” [?], a collection of jokes chosen by British children. This is an ideal source for several reasons. The riddles are simple, requiring only basic English to understand; their humour generally arises from their punning nature, rather than their subject matter (children do not seem eager to joke about God, politics or taxes, and the Crack-a-Joke Book was undoubtedly edited for sex and toilet humour); and there are a huge number of riddles to choose from. For much the same reasons, however, The Crack-a-Joke Book riddles are unlikely to make an adult reader laugh. This is unfortunate, but unavoidable — it would be over-ambitious to tackle sophisticated adult humour at this stage.

The Crack-a-Joke Book includes some non-riddle humour, as well: limericks, dialogues, and punning book titles, for example. None of these types will be discussed below, as they are outside the range of this project.

Some of the jokes in the corpus come from sources other than the Crack-a-Joke book. If a given riddle comes from a book, it is cited; if there is no citation, then the riddle was remembered from casual conversation.

3.3 Punning riddles

Riddles can be divided into groups in a variety of ways — by subject matter, narrative strategy, source, etc. We decided to select a subset of riddles which exploited linguistic ambiguity in a similar way. Although there are riddles that use two or more types of ambiguity, it is relatively straightforward to divide the bulk of question-answer riddles according to the primary level of ambiguity they use. Most of the riddles in [?] use phonological, morphological, or syntactic ambiguity. Of these three types, phonologically ambiguous riddles seem most directly amenable to formalisation in a computationally tractable manner. From now on, riddles of this type will be called *puns*² or *punning riddles*.

²Note that other works may use the word “pun” differently.

There are three main strategies used in puns to exploit phonological ambiguity: *syllable substitution*, *word substitution*, and *metathesis*. This is not to say that other strategies do not exist; however, none were found among the large number of punning jokes examined.

3.3.1 Syllable substitution

Puns using this strategy confuse a syllable (or syllables) in a word with a similar- or identical-sounding word. For example:

What do short-sighted ghosts wear? *Spooktacles*. [?]

The word containing the ambiguous syllable usually appears in the punchline of the riddle, while the question of the riddle refers to some constructed ‘meaning’ (i.e. not the real meaning) of the word. However, the reverse can also occur:

What is an octopus? *An eight-sided cat*. [?]

Sometimes, several word-syllable confusions are made:

Where are whales weighed? *In a whaleweigh station*. [?]

Note that sometimes the confused syllable is actually *replaced* with a similar-sounding word (e.g. in “spooktacles” and “whaleweigh”), whereas other times the possible substitution is just referred to (e.g. “octopus” was not changed to “octopuss”), probably because the appearance of the changed word in the question would give the joke away.

Pepicello and Green have argued that some riddles of this type are in fact *morphologically* ambiguous, since a whole word is being confused with a morpheme (e.g. the “pus” suffix in “octopus”). However, jokes that use syllable substitution are very similar in structure, whether the syllable being confused is a morpheme or not, so we will regard them as essentially the same.

3.3.2 Word substitution

Word substitution is very similar to syllable substitution. In this strategy, an entire word is confused with another similar- or identical-sounding word. For example:

How do you make gold soup? *Put fourteen carrots in it*. [?]

Again, the confused word can appear in the question instead of the punchline:

What do you do if you find a blue banana? *Try to cheer it up*. [?]

Note that in the above joke, “blue” has two meanings, but only one surface form. This demonstrates that a word can be confused with: an alternate meaning (e.g. “blue”, the colour, with “blue”, the mood); a word spelled differently but sounding the same (e.g. “carats” with “carrots”); or a word that sounds slightly different, as in:

Where do elves go to get fit? *Elf farms*. [?]

The confused word is often part of a common phrase. For example, in:

What sits in a fruit bowl and shouts for help? *A damson in distress*. [?]

the joke relies on the riddlee recognizing the punchline as a warped version of the phrase “damsel in distress.”

3.3.3 Metathesis

Metathesis is quite different from syllable or word substitution. Also known as *spoonerism*, it uses a reversal of sounds and words to suggest (wrongly) a similarity in meaning between two semantically-distinct phrases. For example, this joke:

What’s the difference between a torn flag and a bent sixpence? *One’s a tattered banner and the other’s a battered tanner.*

implies that tattered banners and battered tanners actually have a lot in common, the only difference being the reversed initial letters.³

Words, as well as letters, can be reversed, for example:

What is the difference between a donkey and a postage stamp? *One you lick with a stick, the other you stick with a lick.* [?]

Again, there is the implied similarity between donkeys and stamps, just because some of the actions you can perform on them are phonologically similar.

3.4 Chosen class of riddles

All three of the above types of pun are potentially tractable for detailed formalisation and hence computer generation. We chose to concentrate on word-substitution puns, simply because lists of phonologically identical words (*homophones*) are readily available, whereas the other two types require some kind of sub-word comparison.

In particular, the class of jokes on which we have concentrated all:

- have the substituted word in the *punchline* of the joke, rather than the question, and
- substitute a homophone for a word in a *common noun phrase*.

These restrictions are simply to reduce the scope of the research even further, so that the chosen subset of jokes (punning riddles with noun-phrase punchlines) can be covered in a comprehensive, rigorous manner. The model and method used to generate such jokes, however, should be general enough that it can be expanded in a straightforward way to cover all word-substitution puns, and — eventually — sub-word puns and spoonerisms.

4 Symbolic descriptions

4.1 Introduction

Now that we have restricted the goal set of jokes to simple question-answer puns with noun-phrase punchlines, it is necessary to describe the common features of their structure in such a way that they could be constructed by a computer.

These features must be specified well enough that any piece of text that has them is a joke. It is *not* good enough to say that there are some jokes among the pieces of text that share these features. In keeping with the remarks made about linguistic methodology in Section 2, we are trying to devise rules which will define as exactly as possible our chosen class of jokes, without some further intervention by human ‘intuition’ or ‘commonsense’. Although we expect that one way of extending our theory would be to state evaluative rules (heuristics) which rated the quality of jokes, we have no such mechanisms at present.

On the other hand, not all jokes (nor even all question-answer punning riddles) need have the stated features — to completely specify everything that could make text funny is too ambitious a task at present.

³ A “sixpence” is an obsolete British coin, and “tanner” was a slang name for that coin. We apologise for the age and cultural bias of some of our examples.

4.2 A model of simple question-answer riddles

As mentioned in section 3, one reason riddles can be funny is that they confuse linguistic levels. There are several common ways of taking advantage of this confusion of levels. One method (word–word or word–syllable substitution) is to take a valid English word or phrase, and substitute into it a word that is phonologically similar to part of the word/phrase. The riddle then uses resulting nonsense word or phrase as if it were a semantically sensible construction, just because it is phonologically similar to a real word or phrase. The effective meaning of this fake construction is a combination of the meanings of the two pieces of text used to build it. For example:

What do you give an elephant that’s exhausted? *Trunkquillizers*. [?]

In this joke, the word “trunk”, which is phonologically similar to the syllable “tranq”, is substituted into the valid English word “tranquillizer”. The resulting fake word “trunkquillizer” is given a meaning, referred to in the question part of the riddle, which is some combination of the meanings of “trunk” and “tranquillizer”:

trunkquillizer: A tranquillizer for elephants.

Note that this is not the only meaning for “trunkquillizer” that could produce valid jokes. For example:

What kind of medicine gives you a long nose? *Trunkquillizers*.

is a joke (if not a good one) based on a different definition for “trunkquillizer” — namely, ‘a medicine that gives you a trunk’. The fake meaning should combine notable semantic features of both of the valid words/phrases used to construct it, so that the riddle question will be a reasonable description of the nonsense concept.

In non-humorous communication, we can use the meaning of a real word/phrase to build a question that has the word/phrase as an answer:

What do you call someone who douses flames? *A firefighter*.

Similarly, riddles like the ‘trunkquillizer’ example use the constructed meaning of a fake word/phrase to build a question that *would* have the word/phrase as an answer, if it really existed. This question becomes the first part of the riddle, and the fake word/phrase becomes the punchline.

The building-blocks we have identified so far, are:

1. a valid English word/phrase
2. the meaning of the word/phrase
3. a shorter word, phonologically similar to part of the word/phrase
4. the meaning of the shorter word
5. a fake word/phrase, made by substituting the shorter word into the word/phrase
6. the meaning of the fake word/phrase, made by combining the meanings of the original word/phrase and the shorter word.

The relationships between these building blocks are shown in figure 1.

At this point, it is important to distinguish between the mechanism for building the *meaning* of the fake word/phrase, and the mechanism that uses that meaning to build a question with the word/phrase as an answer. For example, the following questions use the same meaning for ‘trunkquillizer’, but refer to that meaning in different ways:

- What do you use to sedate an elephant?

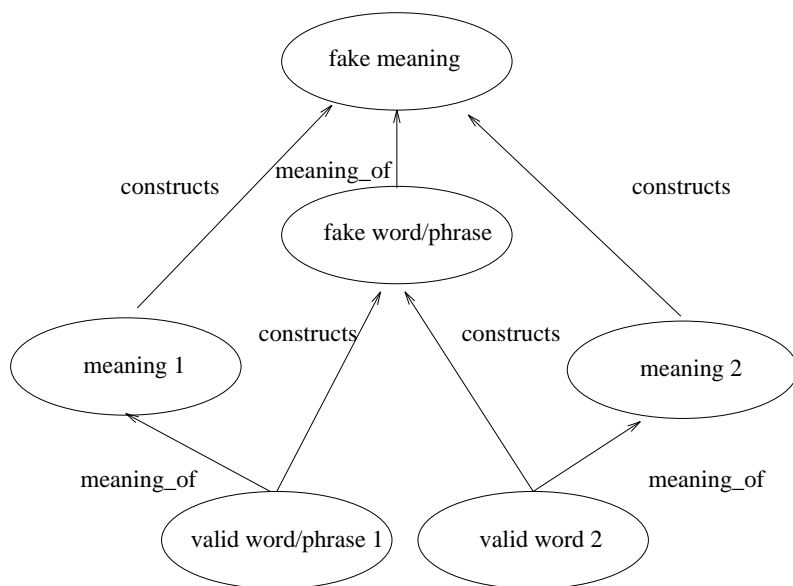


Figure 1: The relationships between parts of a pun

- What do you call elephant sedatives?
- What kind of medicine do you give to a stressed-out elephant?

On the other hand, *these* questions are all put together in the same way, but from different fake meanings:

- What do you use to sedate an elephant?
- What do you use to sedate a piece of luggage?
- What do you use to medicate a nose?

We have adopted the term *schema* for the first sort of symbolic description (i.e. the underlying configuration of meanings and words), and *template* for the second sort (i.e. textual rules or patterns used to construct an appropriate question-answer pair).

4.3 Lexicon

Before going into more detail about schemata and templates, we should first summarise what we have to assume about the lexicon (dictionary) used by these rules.

There is a (finite) set of *lexemes*. A lexeme is an abstract entity, roughly corresponding to a meaning of a word or phrase. Each lexeme has exactly one entry in the lexicon, so if a word has two meanings, it will have two corresponding lexemes. Each lexeme may have some *properties* which are true of it (e.g. being a noun), and there are a number of possible *relations* which may hold between lexemes (e.g. synonym, homophone, subclass). Each lexeme is also associated with a *near-surface form* which indicates (roughly) the written form of the word or phrase. We will deliberately blur the distinction between relations which are explicitly represented in the lexicon and other inter-lexeme relations which could be defined from the actual concrete entries. For example, one could define a relationship “superordinate-synonym” such that X is a superordinate-synonym of Y if there is a lexeme Z which is a superordinate of Y and Z is a synonym of X. We shall use the term “lexical relation” to denote any relation between lexemes, regardless of whether a given lexicon might store it explicitly.

The implemented computer program (see Section 5) represented the lexicon as fairly conventional data structures, but the details of those mechanisms are not part of the theory. In particular, the *homophone* relation was represented as a separate data structure, the *homophone base*, based on data collected from an independent source.

4.4 Schemata

A *schema* stipulates a set of relationships which must hold between the lexemes used to build a joke. More specifically, a schema determines how real words/phrases are glued together to make a fake word/phrase, and which parts of the lexical entries for real words/phrases are used to construct the meaning of the fake word/phrase. Strictly speaking, the relationships are between *sequences* of lexemes, but in most cases the sequence will be of length one (a single lexeme); there are only a few examples so far where we need the flexibility to link to a longer sequence of lexemes.

There are many different possible schemata⁴. For example, the schema in figure 2 constructs a fake phrase by substituting a homophone for the first word in a real phrase, then builds its meaning from the meaning of the homonym and the real phrase. Another schema might construct a fake phrase by substituting a homophone for the *second* word in a real phrase, then constructing its meaning from the *first* word in the phrase and the homophone. (This is, in fact, exactly what the *jumper* schema does.)

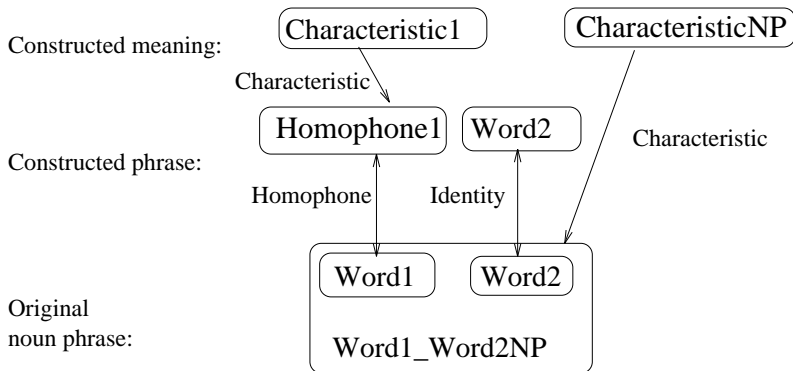


Figure 2: The *lotus* schema

The schema shown in figure 2 is *uninstantiated*; that is, the actual lexemes to use have not yet been specified. Moreover, the *possible* relationships between the lexemes are stated, but the exact choice of relations is still unspecified. Instantiating a schema means choosing lexemes to go in the schema, and specifying the exact relationships between those lexemes.

More formally, an uninstantiated schema is a set of variables and a set of constraints (links) between those variables. Constraints indicate relations that must hold between any values assigned to those variables. For a schema to be instantiated, each variable must be instantiated (or "bound") to a (sequence of) particular lexeme(s) satisfying the those constraints. (As noted earlier, in the typical case the sequence will be a single lexeme, but in general it could be several lexemes, to represent a phrase.) Each constraint (link) in the schema stipulates some *set* of possible relations that must hold between the lexemes it connects. This stipulation may be very narrow (just one relation) or very wide (any relation at all). In our initial implementation, we have found a need for only three types of link:

Homophone: The linked lexemes are homophones (whether spelt the same or not), as specified in the homophone base (see section 5.4).

⁴The various schemata acquired obscure labels, with little mnemonic value, in the course of the project; these have no particular significance.

RELATION	VALUE
class	vegetable
location	garden
action	grows
adjective	green
etc...	...

Table 1: Example of Lexical Relations

Identity: The linked lexemes are identical, and therefore have exactly the same entry in the lexicon.

Characteristic: There is some relationship between the lexemes, defined in terms of (but not necessarily explicitly represented in) their lexical entries.

For example, in the lexicon, the lexeme **spring_cabbage** might participate in relations as in Table 1. If **spring_cabbage** were to be included in a schema, at one end of a *characteristic* link, the other end of the link could be associated with any of these values (*vegetable*, *garden*, etc), depending on the exact label (*class*, *location*, etc.) chosen for the *characteristic* link. When the schema is fully instantiated, however, both the characteristic link and the lexemes it joins are specified.

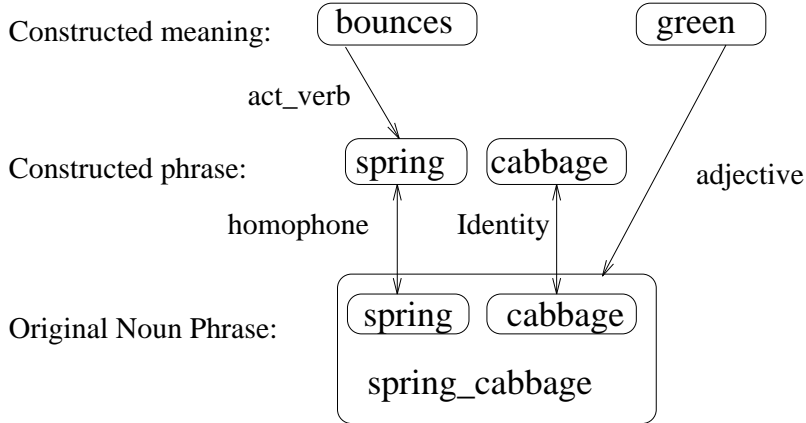


Figure 3: A completely instantiated *lotus* schema

The completely instantiated *lotus* schema in figure 3 could (with an appropriate template — see subsection 4.5) be used to construct the joke:

What’s green and bounces? *A spring cabbage.* [?]

4.5 Templates

A template is used to produce the surface form of a joke from the lexemes and relationships specified in an instantiated schema. Templates are not inherently humour-related. Given a (real or nonsense) noun phrase, and a meaning for that noun phrase (genuine or constructed), a template builds a suitable question-answer pair. For example, given the noun phrase “black cat” and a suitable definition,⁵ some template might generate:

What kind of feline brings bad luck? *A black cat.*

⁵ Culture-specific of course — to some people, black cats are *lucky*.

Whether the noun phrase is real or not, it is important that the question provide the right amount of information — too little would fail to describe the ‘answer’ completely, and too much would be redundant. For example, the question part of:

What kind of feline drinks milk? *A black cat.*

does not suggest in any way that the cat is black; whereas the question part of:

What kind of unlucky dark feline animal brings bad luck and drinks milk? *A black cat.*

says too much.

Because of the need to provide an appropriate amount of information in the riddle question, the choice of a schema constrains the choice of a template somewhat. Some schemata construct ‘obscure definitions’ (i.e. definitions that do not strongly evoke the words in the constructed noun phrase), and so require templates that provide more information in the questions; whereas other schemata construct very clear definitions, and so require templates that do not ‘give the joke away’. For example, consider the joke:

What man claps at Christmas? *Santaplause. [?]*

Using a template that provides too little information, this joke might become:

What man claps? *Santaplause.*

and using a template that provides too much information, it could be:

What bearded man in a red suit applauds at Christmas? *Santaplause.*

For this reason, every schema has to be associated with a set of appropriate templates. This association is, strictly speaking, between templates and an *instantiated* schema, not between templates and the skeletal schema which defines the possible patterns of lexemes. This is because the precise choice of relations for the relations (e.g. “characteristic” links) will affect the appropriateness of a template. Conversely, one could say that the choice of template influences the choice of particular relation for the links (this is in fact how it is implemented — see Section 7). To be more precise, part of the knowledge which defines possible riddles within our theory is a mapping which associates each uninstantiated schema and selection of values for its underspecified links with a set of templates.

Templates also state where a slot (variable) in a schema is to be bound to a *sequence* of lexemes. The required lexemes are indicated by giving the lexical relations that they have to the lexeme at the other end of the characteristic link.

Although templates are not humour-oriented by nature, it is clear that riddles often use very regular forms, possibly because such templates automatically provide an appropriate amount of information. For example, questions of the form “What do you get when you cross ___ with ___ ?” are quite common:

What do you get when you cross a sheep and a kangaroo? *A woolly jumper.*

In our implementation, templates embody such standard forms, but this idea of standard forms is not essential to the concept of templates. It is possible to imagine a template that generates punning riddle surface forms ‘from scratch’, as it were. Templates are simply a mechanism for generating a suitable surface form for a joke from the information in an instantiated schema.

4.6 Conclusion

In this section, we have developed a simple model for question-answer punning riddles which use substitution as their main mechanism. A punning riddle is viewed as the surface manifestation of an instantiated schema and an associated template (with its variable portions filled from the schema). A schema defines the constraints on lexemes which will produce possible riddles.

5 The JAPE-1 computer program

5.1 Introduction

We have implemented the model described in Section 4 in a computer program called JAPE-1 (Joke Analysis⁶ and Production Engine). JAPE-1 is significantly different from other attempts to computationally generate humour in three ways: its lexicon is humour-independent (i.e. the structures that generate the riddles are distinct from the semantic and syntactic data they manipulate); it generates riddles that are similar on a strategic and structural level, rather than merely in surface form; and, finally, JAPE-1 is an implementation of a model of riddles, so its success or failure is of theoretical, as well as practical, interest.

Although our model could be applied to punning riddles in general, we chose to concentrate on a subgroup. These riddles all:

- use word–word substitution as their main mechanism;
- substitute phonologically identical (as opposed to phonologically similar) words;
- substitute into a noun phrase; and,
- use the phrase thus constructed in the punchline (as opposed to the question) part of the riddle.

These restrictions are chosen largely to reduce the number of schemata and templates required, so that the important factors in JAPE-1’s performance do not get lost in the noise. Also, the easy availability of homophone lists makes word–word substitution schemata easier to implement than those using word–syllable substitution or metathesis (both of which use sub–word divisions). Although these restrictions may seem excessive, they still describe approximately 100 of the jokes in the Crack-a-Joke Book [?].

Worked example

In this section, as an illustrative example, we work through how JAPE-1 reproduces one of the Crack-a-Joke Book riddles, namely:

What do you get when you cross a sheep and a kangaroo? *A woolly jumper.*

5.2 Top Level

JAPE-1’s main mechanism attempts to construct a punning riddle based on a common noun phrase. It has several distinct knowledge bases with which to accomplish this task:

- a set of six schemata (see subsection 5.5);
- a set of fourteen templates (see subsection 5.6);
- a lexicon, which contains humour-independent semantic and syntactic information about the words and noun phrases entered in it (see subsection 5.3);
- a homophone base, which contains pairs of phonologically identical lexemes (see subsection 5.4).
- a post–production checker, which applies some simple heuristics to sift out some of the more obvious non–jokes (see subsection 5.7)

⁶“Analysis” in the sense that it is an implementation of a model — JAPE-1 does not actively parse or analyse previously made jokes in any way.

As noted in Section 4 above, the homophone base is abstractly part of the lexicon, since it merely embodies one more relationship between lexemes, but it was computationally convenient to separate it out.

At the top level, JAPE-1 chooses an appropriate schema and an associated template (as noted in Section 5, the choice of template is constrained by the choice of schema, and the choice of template in turn specifies the content of the underspecified links in the schema). It instantiates the schema using information from the lexicon and the homophone base, and fills the template, again using information from the lexicon. Filling a template produces a riddle in near-surface form, which is tested by the post-production checker.

It is not inherent in JAPE-1 's design that these stages of joke production happen in any particular order, although some choices do constrain others. In fact, in this implementation, the noun phrase is chosen first (see subsection 5.8 for details of the algorithm). Also, JAPE-1 optionally allows the noun phrase, the schema, and/or the template to be specified by the user, so that the program may be given as much, or as little, guidance as wished.

5.3 Lexicon

The lexicon contains the lexemes used in constructing the jokes, and syntactic and semantic information about them.

A *lexeme* is a symbol unique to one semantic interpretation of a word. Each entry in the lexicon has one, and only one, corresponding lexeme, which in turn is associated with a near-surface form. The near-surface form of a word can be associated with several different lexemes, and thus several lexicon entries.

A *near-surface form* is a piece of text (a word, phrase, sentence, or complete riddle) in grammatical, understandable English; however, it is not ‘pretty printed’ (e.g. it may not have capitals at the beginning of sentences, etc). In this implementation, a near-surface form is a list of lower-case words. This is for programming convenience only — once a riddle has been generated and checked, it is changed into surface form by the program.

The purpose of the lexicon is to store general (*not* humour-oriented) syntactic and semantic information. Although this lexicon was constructed specifically for JAPE-1 , the information contained in it is general and neutral — the joke-generating power lies elsewhere in the program, particularly in the schemata and templates, and the ties between them.

Although the lexicon stores syntactic information, the amount of syntax used by the rest of the program is minimal. Because the templates are based on common riddle forms, such as “What do you get when you cross __ with __?”, whole sentences need not be constructed ‘from scratch’. For this reason, the only necessary syntactic information has to do with the syntactic category, verb person, and determiner agreement. Also, the lexicon need only contain entries for nouns, verbs, adjectives, and common noun phrases — other types of word (conjunctions, determiners, etc) are built-in to the templates. Moreover, because the model implemented in JAPE-1 is restricted to covering riddles with noun phrase punchlines, the schemata require *semantic* information only for nouns and adjectives (see Section 5.5 for more details).

Each lexeme can be considered to be a node in a network, linked to other lexemes in the network via the semantic slots in its lexical entry. The values in these semantic slots should be other lexemes with entries in the lexicon. Syntactic slots, on the other hand, contain syntactic information, not lexemes (see table 2 for more details on the available syntactic and semantic slots).

Although the values in the semantic slots *should* be other lexemes, in some cases (HAS, ACT_OBJ, LOCATION, and USED_TO_OBJ) a semantic slot takes a near-surface form instead. This is because we are interested in JAPE-1 as an implementation of a model of riddles, rather than as a generator of syntactically-complex sentences. In order to avoid complex (but uninteresting) syntactic generation, the values in some semantic slots are chunks of text (i.e. words put together grammatically in near-surface form) instead of lexemes, so that they can be put directly into a template without further syntactic manipulation. For

example, the entry for the lexeme **lion** has, as its LOCATION slot value, the near-surface form of “in the jungle”, rather than the lexeme **jungle**.

Worked example

The phrase “woolly jumper” has the following entry, where bold-face entries indicate lexemes:

```
lexeme = woolly-jumper
category = np
written_form = “woolly jumper”
comp_lex = woolly, jumper_1
vowel_start = no
countable = yes
class = sweater
inact_verb = wear
```

Someone else defining the word could have provided slightly different semantic slot values (e.g. a British word-definer would probably not have used the word “sweater”) or filled in more slots. However, any slot values which fit the descriptions in table 2 should produce recognizable jokes.

“Woolly”, an adjective, has the following entry:

```
lexeme = woolly
category = adj
written_form = “woolly”
vowel_start = no
describes_all = sheep
synonym = fuzzy
```

Again, another definer could make a slightly different entry, which would produce a different end joke.

Finally, the word “jumper” has two entries, one for each meaning:

```
lexeme = jumper_1
category = noun
written_form = “jumper”
vowel_start = no
countable = yes
class = clothing
spec_is = warm
synonym = sweater
```

```
lexeme = jumper_2
category = noun
written_form = “jumper”
vowel_start = no
countable = yes
describes_all = kangaroo
act_verb = leap
```

Each of the lexeme values in the semantic slots of the above entries has an entry of its own.

<i>Slot</i>	<i>Used With</i>	<i>Allowed Values</i>
<i>Syntactic Slots</i>		
CATEGORY	all entries	np, noun, adj, verb
WRITTEN_FORM	all entries	The near-surface form of the lexeme. For nouns, this is taken by convention to be the singular form, and for verbs, the infinitive.
VOWEL_START	np, noun, adj	yes or no (does the near-surface form of the lexeme start with a vowel?)
SECOND	verb	The near-surface, second-person form of the verb.
THIRD	verb	The near-surface, third-person form of the verb.
COMP_LEX	np	A list of the lexemes that make up the noun phrase.
COUNTABLE	np, noun	yes or no (is the noun or np countable?)
<i>Semantic Slots</i>		
CLASS	np, noun	The immediate superclass of the lexeme (e.g. for lemon , fruit)
SPEC_IS	np, noun	A lexeme that, when used to qualify the class lexeme, defines the entered lexeme reasonably precisely. (e.g. for lemon , citrus)
IS	np, noun	A lexeme that typically describes the entered lexeme (e.g. for lemon , sour).
HAS	np, noun	Part(s) of the thing to which the entered lexeme refers, in near-surface form. Should fill “It has ____”. (e.g. for lemon , “pips”).
ACT_VERB	np, noun	A verb lexeme. Something the thing typically does. (e.g. for chef , cook)
ACT_OBJ	np, noun	The near-surface form of the object of the ACT_VERB value. (e.g. for chef , “food”)
INACT_VERB	np, noun	A verb lexeme. Something you typically do to the thing. (e.g. for horse , ride).
LOCATION	np, noun	The near-surface form of its typical location. (e.g. for horse , “in a pasture”)
USED_TO	np, noun	A verb lexeme. Something the thing is typically used to do. (e.g. for spatula , flip)
USED_TO_OBJ	np, noun	The near-surface form of the object of the USED_TO value. (e.g. for spatula , “pancakes”)
SYNONYM	np, noun, adj	A lexeme of the same category as the entered lexeme, which has a very similar entry — in particular, a lexeme’s synonym’s synonym is itself. (e.g. for pillow , cushion)
DESCRIBES_ALL	noun, adj	A lexeme which refers to a thing or class of things which can (almost) always be described by the entered lexeme. (e.g. for slimy , worm)

Table 2: Lexicon Slots

5.4 Homophone Base

The homophone base is simply a list of homonym (different spelling) pairs and alternate-meaning (same spelling) pairs. These lexemes are available to be used as the ends of a *homophone* link, when instantiating a schema (see section 5.5).

Homonyms are words that are *phonologically* identical, but have different spellings. Homonyms should also have different meanings; that is, spelling variants, such as “humor” and “humour”, are not considered to be homonyms. An alternate-meaning pair, on the other hand, is a pair of lexemes that have identical near-surface forms, but different semantic entries (sometimes known as *homographs*). For example, the lexeme **sole_1**, which refers to a kind of fish, and **sole_2**, an adjective synonymous with “only”, are alternate meanings; however, **shower_1**, a light rain, and **shower_2**, a bathroom device, are not, since they both refer to water falling from above. In J^APE-1 the entries for the two lexemes must be *completely* different for them to be an alternate-meaning pair.

J^APE-1’s homophones are from a list [?] of homophones in American English, which has been shortened considerably for our purposes. Removed from the list were:

- pairs including a proper noun (e.g. “Cain” and “cane”)
- pairs including an obscure word (e.g. “buccal” and “buckle”)
- pairs which are not homonyms in British English (e.g. “balm” and “bomb”)
- pairs including words which are neither adjectives nor nouns
- pairs including abstract nouns
- pairs whose meanings are often confused (e.g. “acclamation” and “acclimation”)

This version of J^APE-1 treats homonym pairs and alternate-meaning pairs as equivalent, since they seem to play the same role in the type of riddle we are trying to reproduce. However, one can imagine types of joke in which they are not equivalent, so they have been kept distinct in the homophone base. We shall take the liberty of referring to both homonyms and alternate meanings as “homophones” from now on.

Worked example

The two lexemes **jumper_1** and **jumper_2** are entered in the homophone base as an alternate-meaning pair, since the semantic parts of their entries (see subsection 5.3) are completely different.

5.5 Schemata

The *jumper* schema⁷ shown in figure 4 is uninstantiated, in that the actual lexemes to be used to construct the joke have not yet been specified, and some of the relationships (the characteristic links) between the lexemes are still very general. The schema in figure 5 is the same schema, completely instantiated.

These three links (characteristic, identity, homophone) are all that is required to specify a wide range of riddle schemata. However, if J^APE-1 were to be expanded to handle other kinds of joke, more links would have to be added. For example, if J^APE-1 had to produce spoonerisms, a *rhymes* link (at least) would be necessary.

Characteristic links indicate that the lexemes chosen for the schema must be linked via some relation based on the lexical entries. The simplest values for characteristic links, therefore, are the actual slot labels used in the lexicon:

⁷Although it is not accidental that this schema’s name is one of the words in the punchline of the worked example, it is just a mnemonic. The *jumper* schema can, of course, generate other jokes, as we later demonstrate.

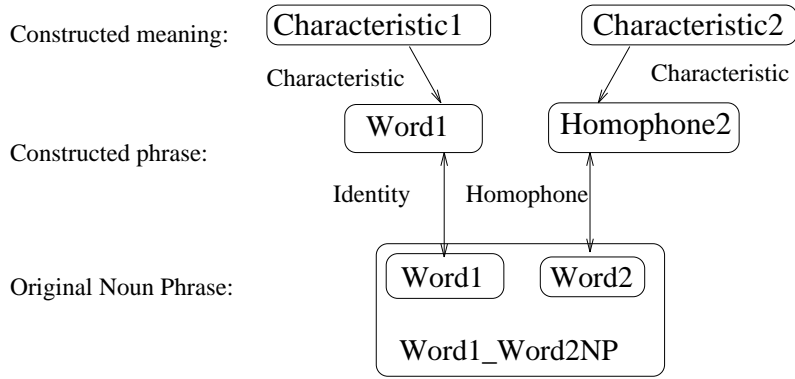


Figure 4: The uninstantiated *jumper* schema

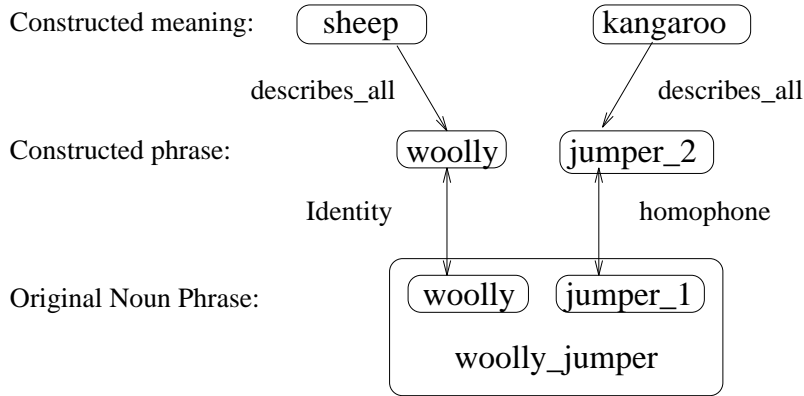


Figure 5: The instantiated *jumper* schema, using the noun phrase “woolly jumper” and the *syn_syn* template. Used to generate the joke: What do you get when you cross a sheep and a kangaroo? *A woolly jumper.*

- *inact_verb*
- *synonym*
- *class*
- *is*
- *used_to*
- *act_verb*
- *location*
- *describes_all*
- *spec_is*
- *has*
- *used_to_obj*
- *act_obj*

Characteristic links can also join a lexeme to a *concatenation* of lexemes. For example, one template uses a sequence of two semantic slot values, namely the *spec_is* and *class* entries. This link would join the lexeme **jumper_1** to the two lexemes **warm** and **clothing**. The information about what lexemes to concatenate is held in the template, and is tied to the exact choice of relation made for the characteristic link.

We have found it useful, in describing J^{AP}E-1’s mechanisms, to make a distinction between two sorts of lexemes within a schema. There are *key* lexemes, which can be instantiated early on in the process because either they are part of the genuine noun phrase, or they are linked to such lexemes by well-specified links such as *Identity*. There are also *characteristic* lexemes, which are linked only by *Characteristic* links, and so cannot be chosen until the template is chosen.

The characteristic links in a schema are instantiated as soon as a template is chosen, and any lexemes still uninstantiated in the schema (the characteristic lexemes) are inserted as the template is filled. However, it is important to distinguish between the pieces of text generated by the template, and the lexemes in an instantiated schema, because it is the lexemes which are checked for suitability later (see section 5.7).

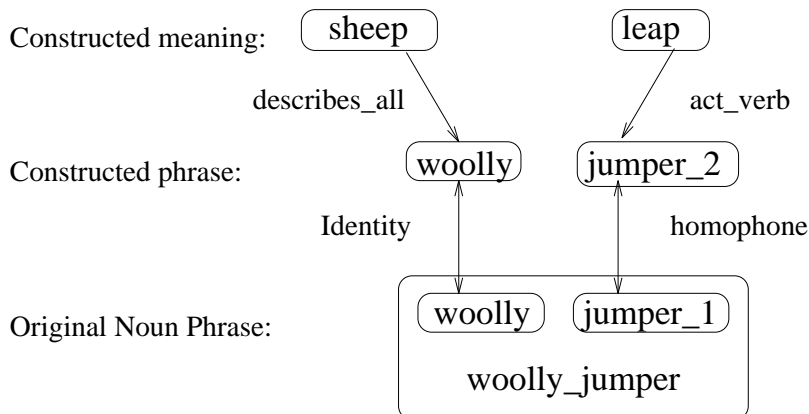


Figure 6: The instantiated *jumper* schema, using the noun phrase “woolly jumper” and the *syn_verb* template. Used to generate the joke: What do you call a sheep that can leap? A *woolly jumper*.

Worked example

The example we are working through uses the *jumper* schema, as shown in figure 4. In figure 5, an instantiated *jumper* schema, the key lexemes have been slotted in appropriately. Also, both of the *characteristic* links have been instantiated to *describes_all*, and the characteristic lexemes have been instantiated to **sheep** and **kangaroo**, from the lexical entries for **woolly** and **jumper**.

It is important to understand that this particular instantiation of the *jumper* schema is a result of two factors: the chosen noun phrase (**woolly_jumper**), and the chosen template (in this case, *syn_syn*, described further in subsection 5.6). The choice of template determines how the characteristic links are specified, and thus the values for the characteristic lexemes. For example, if a different template, *syn_verb* (described in subsection 5.6), were chosen, the *jumper* schema would be instantiated in a slightly different way — one of the characteristic links would be instantiated to *act_verb* instead of *describes_all*, and thus that characteristic lexeme would be **leap** instead of **kangaroo** (see figure 6).

5.6 Templates

As described in section 4, a template constructs a suitable question–answer pair from the information contained in a schema. The question uses the ‘meaning’ of some nonsense phrase to refer to that nonsense phrase in the answer, or punchline. Both the nonsense phrase and its ‘meaning’ are built by the instantiation of a schema. Riddles tend to use one of a limited number of common forms; for example, questions of the form “What do you get when you cross __ with __?” come up quite often. J_APE-1 exploits these common forms, in order to cut down on the syntactic information required to generate a grammatical surface-form riddle. J_APE-1’s templates have two important parts:

- specifications for the underspecified links in the schema, and
- near-surface form question–answer pairs containing blanks, which are to be filled by near-surface form text fragments. These text fragments are generated by the template, from the lexemes in the instantiated schema.

(Also, where a particular choice of relation involves instantiating a variable to a particular *sequence* of lexemes, that will be indicated). For example, the *syn_syn* template can be stated informally as:

Use relations from the set { **spec_is_class**, **describes_all**, **synonym** } to instantiate the characteristic links; for **spec_is_class**, form a sequence from the

two lexemes that are linked to the key lexeme by **spec_is** and by **class**.

What do you get when you cross [text fragment generated from the first characteristic lexeme(s)] with [text fragment generated from the second characteristic lexeme(s)]?

[the near-surface form of the constructed noun phrase].

and the *syn_verb* template can be summarised:

Instantiate first characteristic link to an element of { **spec_is_class**, **describes_all**, **synonym** }, for **spec_is_class**, form a sequence from the two lexemes that are linked to the key lexeme by **spec_is** and by **class**; instantiate second characteristic link to **act_verb**

What do you call [text fragment generated from the first characteristic lexeme(s)] that [text fragment generated from the second characteristic lexeme(s)]?

[the near-surface form of the constructed noun phrase].

In this implementation, the text fragments are generated using a simple Prolog definite-clause grammar [?], which simply puts the lexemes together in a syntactically correct near-surface form.

Worked example

If the *syn_syn* template is chosen, then the *jumper* schema is instantiated to the schema in figure 5. Then, the information in that instantiated schema is given to the *syn_syn* template, described above, which generates the near-surface form of:

What do you get when you cross a sheep and a kangaroo? *A woolly jumper.*

Similarly, if *syn_verb* is the chosen template, the *jumper* schema is instantiated to the schema in figure 6. The information in that instantiated schema is then used by the *syn_verb* template to generate the near-surface form of:

What do you call a sheep that can leap? *A woolly jumper.*

5.7 Post-production checking

Although J_APE-1 generates pieces of text that are recognizably jokes, they are not all *good* jokes (see Section 7 for an evaluation of J_APE-1's performance). It is clear that some kind of post-production heuristic checking is needed, to put the jokes in order of quality, and perhaps remove those at the bottom of the pile. At present, only two such checks have been implemented. The first is that none of the lexemes used to build the question and punchline are accidentally identical; that is, J_APE-1 checks that lexemes in an instantiated schema are identical only if linked by an identity link. This is to prevent 'jokes' like the following:

What do you get when you cross a sheep and a jumper? *A woolly jumper.*

Such a 'joke' might arise from loops in the lexicon — entries referring to each other in an unexpected way.

The second post-production check is that the lexemes used to build the nonsense noun phrase (i.e. the punchline) do not build a genuine common noun phrase. This is to prevent J_APE-1 from accidentally coming up with *sensible* question-answer pairs, such as:

What do you call a cylindrical drink container? *A coke can.*

It is difficult to imagine why J_APE-1 would produce such a piece of text; however, it is clearly not a joke, and should be sifted out.

5.8 JAPE’s basic algorithm

In this design, there are several points at which a choice has to be made, a schema instantiated, or a template filled. JAPE-1 tackles these tasks in the following order:

1. Choose a common noun phrase from the lexicon.
2. Choose an appropriate schema, into which the phrase can fit.
3. Fit the phrase’s constituent lexemes into the schema.
4. Instantiate the key lexemes in the schema.
5. Choose an appropriate template, thus instantiating the characteristic links.
6. Generate the near-surface form of the riddle, instantiating characteristic lexemes in the process.
7. Check that the generated joke is neither repetitive, nor a sensible question-answer pair.

However, this exact ordering is a feature of the implementation, rather than the underlying model.

6 Factors likely to influence JAPE-1’s performance

In JAPE-1’s design as it stands, there are places open for the introduction of heuristics (rules of thumb) for improving joke quality, both during joke production and the post-production sifting of JAPE-1’s output. No such heuristics were introduced before testing, so that they would arise from an evaluation of JAPE-1’s unfiltered output, rather than pre-run guesswork. Nonetheless, it was possible, prior to the evaluation, to make certain predictions about JAPE-1’s performance which, if confirmed, could give rise to heuristics in later versions of the program. Some of the suggested heuristics would *order* the output of the program; others would *trim* the output, by reducing the number of jokes produced.

All of these conjectures were made after the lexical data was gathered, but before JAPE-1 was run to produce the set of jokes to be judged (see section 7 for details of the methodology).

6.1 The Lexicon and the Homophone List

It was anticipated that the quality and content of the lexicon would largely determine the quality of the jokes produced.

Each of the steps in JAPE-1’s joke production rely on the lexicon being clear, precise, accurate, and compatible with JAPE-1’s templates and schemata. For this reason, it was anticipated that the following requirements would be important:

- Semantic information should be included in the lexicon only if it is typical of the word being entered. For example, dogs do sleep, but if the entry for “dog” includes that information, then JAPE-1 is likely to ask questions like “What sleeps and . . .”, expecting “dog” to be among the concepts evoked in the mind of the reader.
- The information in the lexicon should be *common knowledge*. This applies both to the words chosen to be entered, and the entries they are given. It would be no use JAPE-1 making a joke about a horse’s frog, if most people do not know that “frog” can refer to part of a horse’s foot, as well as to a green amphibian.
- Jokes should use concrete words (e.g. “wooden”, and “cat”), rather than abstract words (e.g. “happiness”, “attitude”). This is because the constructed concept is more likely to be funny if it can be visualized. For example, the idea of a “toe truck” probably has more humour potential than that of an “optical allusion”.

- Jokes should avoid using very general words (e.g. “structure”, “substance”, “object”) because such words have a huge number of possible instances. For example, although a Buddhist monk is indeed a person, the word “person,” without any other information, is unlikely to bring the image of a Buddhist monk to mind — so a joke depending on that evocation would probably fail.
- Homophone pairs should not be easily confused (i.e. the distinctness of their meanings should be common knowledge). For example, a pun based on the homophones “aural” and “oral” would probably not work very well, as these words are often misspelled and misused.

6.2 Schemata

Some schemata substitute only one homophone; others substitute homophones for both the words in the phrase. The more homophone links in the schema, the more information should be available for the template to use in the question part of the riddle. It was anticipated that any schema which did not provide enough information for the riddlee to ‘solve’ both homophone-substitutions, would therefore produce incomprehensible jokes.

On the other hand, a schema which both uses two homophone-substitutions, *and* provides the template with a great deal of information about the “meaning” of the nonsense phrase (e.g. our *ginger* schema) was expected to produce the best jokes. However, it would also produce the fewest jokes, for the same reason — few common noun phrases have constituent words which both have homophones, and few of our lexicon entries contain enough semantic information to fill this schema.

It was suspected that schemata which rely on good, clear lexicon entries for noun phrases would produce slightly worse riddles, as such entries are difficult to make (because, in general, noun phrases describe more complex concepts than individual words).

If a schema may create confusion between the meaning of the head noun of the punchline and the meaning of the whole punchline noun phrase (e.g. the *elan* schema), this may give poor results.

It was anticipated that all the schemata would produce jokes, but for the above reasons, they were expected to be successful in this (descending) order:

- *ginger*
- *woolly* and *jumper*
- *lotus*
- *elan*
- *double_pun*

6.3 Templates

The central part of the punchline, in all templates, is a noun phrase consisting of a noun and a modifier. Since the word order of the punchline does contain some semantic information, namely, which of its words is the object and which word describes that object, it is important for the question to reflect that information. For example, if the punchline is to be “lemon aide”, then the question should describe a kind of assistant, rather than a kind of citrus fruit; that is,

What do you call a sour assistant? *A lemon aide.*

is a more coherent riddle than:

What do you call a helpful fruit? *A lemon aide.*

The characteristic order in the question need not be the same as that in the punchline, but it should describe a type of whatever the second word is. For example, the *use_syn* template (“What do you use to ___ a ___?”) could be used in non-joking communication as follows:

What do you use to fight a fire? *A fire fighter.*

A coherent joke should have a similar structure, for example:

What do you use to wash a harness? *A bridle shower.*

rather than the reverse:

What do you use to steer drizzle? *A bridle shower.*

For this reason, it was anticipated that the templates which conformed to this pattern would be more successful than templates which use the lexemes in the opposite order.

We expected that another important factor in the success of a template would be the amount of information a question generated by the template would provide about the punchline. If it were to provide too much, the punchline would be given away; if it were to provide too little, the joke would be incomprehensible.

6.4 Schema-Template Pairs

It was anticipated that certain schemata would work well with some templates, and not so well with others. It was difficult to predict which would be the successful pairs; however, we expected the distinction to be clear. In fact, we predicted that the elimination of certain schema-template pairings would improve the data considerably.

6.5 Post-Production Checking

At the time of testing, the only post-production checks in JA^{PE}-1 were that the punchline of the riddle was not a real noun phrase (i.e. that it was not in the lexicon), and that none of the key lexemes used to build the riddle were accidentally identical (i.e. they were identical only if linked by an identity link). Other less obvious checks were not included in pre-evaluation JA^{PE}-1 in the hope that the evaluation would reveal their heuristic power so that they could be added later.

Some good heuristics were expected to be:

question length: Questions that are too long seem unwieldy; questions that are too short don’t provide enough information to suggest the punchline.

alliteration and rhyming: Punchlines made up of alliterative or rhyming words are often more successful. Spoonerisms and related types of joke rely largely on this effect for their humour.

‘funny letters’: It is a commonly-held belief among stand-up comedians that certain letters (particularly “k”, “q”, “v”, “w”, and “z”) are inherently funny — of a pair of synonyms, the one containing the most such letters is funnier. This may be a myth; on the other hand, it may explain why one joke is a little bit funnier than another similar one.

subject matter: Jokes that have ‘funny’ subjects (sex, religion, politics, etc.) are generally funnier than similar jokes about more mundane issues.

accidental associations: It was expected that some jokes produced by JA^{PE}-1 would be funny in unforeseen ways. For example, the question part of the riddle could be syntactically ambiguous, thus making the punchline a more humorous answer; or a semantic link not included in the lexicon could be suggested by an accidental juxtaposition of words in the riddle.

Obviously, some of these potential heuristics are easier to implement than others. For example, if accidental associations were easy to spot, they would not be accidental — they would be included in JAPE-1’s lexicon, schemata, or templates. Also, none of these post-production heuristics could absolutely determine whether or not a given joke is funny; however, they could be used to partially order JAPE-1’s output in terms of quality.

7 The evaluation procedure

The purpose of the evaluation was twofold. Primarily, it was to point the way to improvements in the theory behind the project. This information could then be used both to improve JAPE-1’s design, and to suggest directions for further research. This evaluation also provided both a relatively unbiased input (in the form of lexicon entries provided by volunteers) for JAPE-1 as it stands, and a rough assessment of JAPE-1’s current abilities.

This evaluation is *not* intended to be a rigorous examination of the ‘humour value’ of JAPE-1’s output, for several reasons. Firstly, it would be a project in and of itself to design a rigorous experiment to test the humour content of text jokes. Secondly, JAPE-1 should be seen as an initial exploration, rather than a final product. Although a statistically correct test would be valuable, it would require a huge amount of data and a large number of volunteers — effort that would be wasted when some of the more obvious flaws in JAPE-1’s design were fixed.

There are three stages to this evaluation: *data acquisition*, *common knowledge judging* and *joke judging*. During the data acquisition stage, volunteers unfamiliar with JAPE-1 were asked to make lexical entries for a set of words given to them. These definitions were then sifted by a ‘common knowledge judge’, and entered into JAPE-1’s lexicon. The jokes produced by JAPE-1 from these sets of words were then judged by a different group of volunteers. Their opinions (both quantitative and qualitative) were then analysed, and compared to the hypotheses made in section 6.

7.1 Lexical Data Acquisition Stage

This is the phase in which the words JAPE-1 uses to build jokes were defined. The lexicon is intended to be neutral, with all JAPE-1’s joke-making knowledge stored in the schemata and templates. It is therefore important that unbiased volunteers define words for JAPE-1 as it is entirely possible that someone familiar with JAPE-1 would (unconsciously) bias their entries towards making jokes.

Before the volunteers could define the words, however, an appropriate set of words had to be chosen. Allowing the volunteers to randomly define any words they like might well be less biased; however, they would have to work their way through most of the English language before they stumbled upon enough words that JAPE-1 could use.

First, the homophones to be defined were picked from a list of homophones, supplied by [?]. Homophone pairs were eliminated from this list if they were:

- not adjectives or nouns
- abstract or obscure
- often confused with each other
- alternate spellings of a word
- differed mainly in their syntactic category (e.g. “bare” the adjective and “bare” the verb)

Common noun phrases which contain at least one word on the homophone list were then added to the list of lexemes to be defined. Finally, the other words used in the common

noun phrases were added to the list. Twenty-one noun phrases and fifty-nine words were then on the list, adding up to eighty lexemes needing to be defined.

The list was divided into ten sets of eight lexemes each, with no two words from the same noun phrase or homophone pair in each set. Ten volunteers were each given a set of lexemes and instructions on how to define them in accordance with the specification of JA^{PE}-1’s lexicon (see Table 2 earlier). In their instructions, it was emphasized that they should provide only *typical*, *specific* information about the lexemes they were to define.

7.2 Common Knowledge Judging

After the lexical data had been collected, it was discovered that some of the volunteers had not followed the instructions, and had tried to fill every available slot in each entry. Moreover, some volunteers had left words undefined, while others were excessively creative in their use of English.

As a lexicon containing these entries would not meet JA^{PE}-1’s specifications, a ‘common knowledge judge’ was recruited to sift the entries. She could take only the following actions:

- **veto** slot values
- **veto** an entire entry
- **move** a slot value into a different slot
- **define** a lexeme, only if it had no entry, either because the original definer did not know what the word meant or because the common-knowledge judge had vetoed the entry. In this case, the experimenter (KB) would then have veto power only over the new entry. (This did not happen often. Two lexemes were left undefined by the original volunteers, and the common knowledge judge vetoed only two more complete entries.)

After the entries had been sifted in this way, they were entered into JA^{PE}-1’s lexicon. JA^{PE}-1 then produced a set of 188 jokes in near-surface form.

7.3 Joke Judging Stage

The 188 jokes produced by JA^{PE}-1 were put into surface form and distributed to fourteen ‘joke judges’ recruited from the experimenter’s acquaintances. As each joke was given to two judges, each volunteer had about 25 jokes to judge.

The questionnaire given to the judges had three sections. The first was a list of jokes, each based on a different noun phrase, for them to rate from 0 to 5 on the following scale:

0. Not a joke. Doesn’t make any sense.
1. A joke, but a pathetic one.
2. Not so bad.
3. OK. Might actually tell it to someone.
4. Quite good. Might tell it to someone and not get hit.
5. Really good.

The second was a list of several sets of jokes for them to rate from zero to five, *and* put in order within each set. All the jokes in a set were based on the same noun phrase. This section was necessary because some noun phrases produced a huge number of jokes, while others produced very few, making an even distribution impossible. Unfortunately, this high concentration of similar jokes made it very likely that the judges would suffer from ‘joke fatigue’, and dislike the repetition.

The third section asked for qualitative information, such as how the jokes might be improved, and if they’d heard any of the jokes before.

Each volunteer completed their questionnaire, and the results were collected, collated and analysed.

7.4 Problems with Methodology

As mentioned earlier, this testing is not meant to be statistically rigorous. However, when it comes to analyzing the data, this lack of rigour causes some problems.

A statistically sound analysis requires a lot of data. A lot of data, in this case, requires a lot of volunteers, and a lot of time to analyse the data. During this project, neither was available. Unfortunately, this dearth of data means that it is very difficult to draw conclusions from the data we do have. For example, if a certain schema-template pairing produces only one joke, due to the small size of the lexicon, it is impossible to decide if that joke (and its score) is typical of that pairing.

Another problem was the lack of control group. We suspect that jokes of this genre are not very funny even when they are produced by humans; however, we do not know how human-produced jokes would fare if judged in the same way $\mathcal{J}^{\text{APE}}-1$ ’s jokes were, so it is difficult to make the comparison. There was no control group for two reasons: the number of volunteers (having an adequate control group would double the number required), and the difficulty of choosing which jokes would be in the control group.

The common knowledge judge was used to make up for the fact that there were not enough volunteers to make multiple entries for each word, which could then be compared. If there had been more volunteers, the intersection of the entries for a particular word could then be taken as the ‘common knowledge’ about that word, and there would be no need for a common knowledge judge.

The makeup of this group of volunteers was a bit strange, which could well have affected the data. Due to the method of distribution of questionnaires (e-mail to friends and associates), all the volunteers were adults with regular access to a computer. Moreover, all the volunteers were either comedians or involved in artificial intelligence and so had expertise in one aspect or another of this project. This undoubtedly influenced their judgement.

Ideally, with hindsight, the lexicon entries would have been made by a large group of adults without any particular interest in computers or comedy, and the intersection of these entries put into $\mathcal{J}^{\text{APE}}-1$ ’s lexicon. Alternatively, the lexical data could have been taken from some standard lexicon. The resulting jokes would then have been mixed with similar jokes (from [?], for example), and then all the jokes would have been judged by a group of schoolchildren, who would be less likely to have heard the jokes before and more likely to appreciate them.

8 Analysis of Results

8.1 Summary

The results of the testing are summarised in figure 7, with fuller details in Appendix A. The average point score for all the jokes $\mathcal{J}^{\text{APE}}-1$ produced from the lexical data provided by volunteers is 1.5 points, over a total of 188 jokes. Most of the jokes were given a score of 1. Interestingly, all of the nine jokes that were given the maximum score of five by one judge, were given low scores by the other judge — three got zeroes, three got ones, and three got twos. The comments made on the questionnaire are discussed in more detail below.

Overall, the current version of $\mathcal{J}^{\text{APE}}-1$ produced, according to the scores the judges gave, “jokes, but pathetic ones”. On the other hand, the hypotheses in section 6 were, for the most part, correct, and the results show that implementing even the simplest of these hypotheses would improve the resulting jokes significantly. Moreover, the top end of the

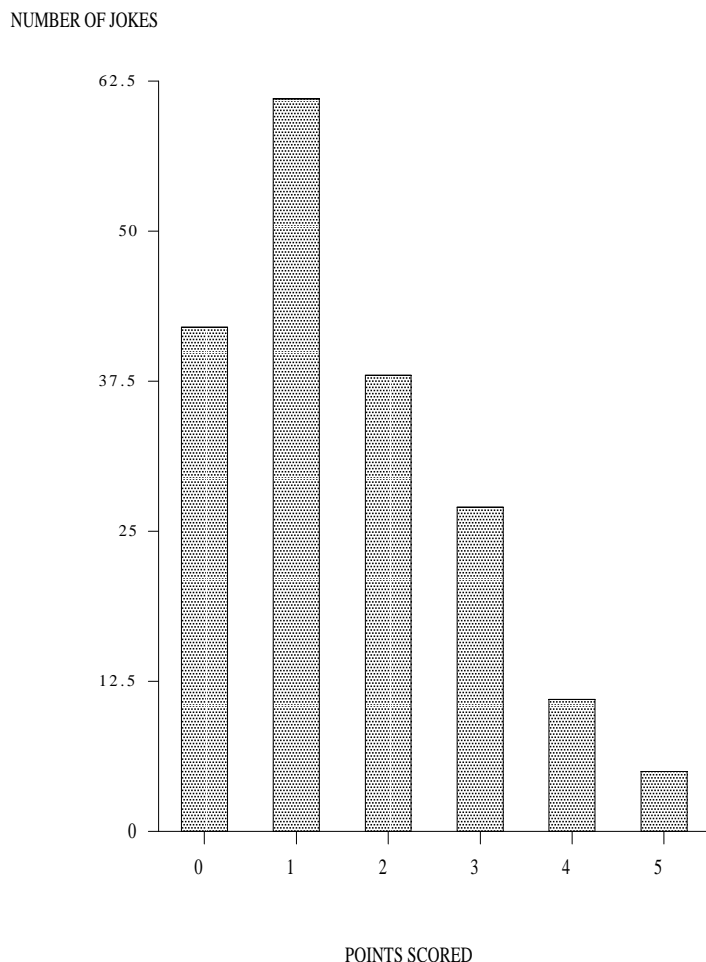


Figure 7: The point distribution over all the output

output (i.e. those jokes that would survive the implementation of trimming heuristics) are definitely of Crack-a-Joke book quality, including:

What do you call a murderer that has fibre? *A cereal killer.*
 What kind of pig can you ignore at a party? *A wild bore.*
 What kind of emotion has bits? *A love byte.*

8.2 The Lexicon and the Homophone List

It is clear from the results (in particular, from the comments) that the quality of the lexicon greatly influenced the quality of the resulting jokes. Although we tried to ensure that the volunteer word definers understood and followed the lexicon requirements, and attempted to sift out inappropriate data, several ‘bad’ entries (or parts thereof) survived to be used in joke construction. It is difficult to trace exactly what went wrong in a failed joke; however, the judge’s comments suggest that many of the flaws arose from entries in the lexicon that did not meet the criteria described in section 6:

- **Semantic information should be included in the lexicon only if it is typical of the word being entered.** With reference to the rather poor joke:

What do you use to sniff a drilling tool? *A wild bore.*

one judge asked, “Does ‘to wild’ mean ‘to sniff’?” clearly trying to understand what sniffing has to do with the punchline. It came from the entry for “boar”: the definer wanted to express the idea that boars can be used to sniff for truffles. Unfortunately, sniffing as such is not typical of boars, and so does not bring them to mind at all. The common knowledge judge did not spot this particular entry.

- **The information in the lexicon should be *common knowledge*.** This cropped up several times. Regarding these two jokes:

What do you use to clothe a coniferous tree? *A fir coat.*

What do you call a passenger ship you can drink? *Ferry liquid.*⁸

one judge remarked:

... the fir coat one is funny because most people would know what a coniferous tree is ... whereas the ferry liquid [joke] isn't very obvious.

A related problem was that the judges were from all over the world, and dialects differ. A Canadian judge said that there were

... too many ‘Britishisms’ not common to North American English, eg stag, hart, and queue.

while a British judge pointed out an ‘Americanism’:

The bridal shower jokes rely on knowing that a wedding party is called a bridal shower in North America.

- **Jokes should use concrete words ... rather than abstract words.**

The only abstract words included in this lexicon were “love” and “number”, neither of which caused any problems. In fact, the jokes they were used in got above average scores.

The difficulty anticipated with abstract words was that, in general, they do not evoke strong images the way more concrete words do. Perhaps “love” and “number” are evocative enough to avoid this problem.

- **Jokes should avoid using very general words.**

Most overly general words were sifted out of the lexicon by the common-knowledge judge, as she was specifically instructed to watch for them. For example, if she could think of a more immediate **class** value for the lexeme, she would veto the value given. Too general words were not, therefore, a particular problem.

8.3 Schemata

As predicted, there was not a lot of difference in the average point scores of the three best schemata, *lotus*, *woolly* and *jumper*. For jokes using these schemata, the important factors affecting their scores were the choice of template and/or noun phrase used to build the joke. The *elan* schema did not do as well as the others, as expected, because there is often some confusion over which words are referring to which concepts. This does not mean, however, that the *elan* schema should be discarded, but rather that the templates with which to pair it must be carefully chosen, so that the ‘meaning’ of the pun is clearly expressed.

The schema which made two substitutions and gave little information about the described concept, did poorly, as expected. This suggests that a joke based on *two* homophone

⁸“Fairy Liquid” is a well-known brand of detergent in Britain.

substitutions into a noun phrase needs more information to be provided in the question part of the joke, if it is to be comprehensible.

The other double-substitution schema, which we predicted would produce the fewest, but best, jokes, failed to produce any jokes at all. This is due to the fact that not only does the schema requires a noun phrase into which *two* homophones can be substituted, but also its only compatible template requires several lexemes to be fully instantiated, and there was insufficient lexical data to achieve this.

8.4 Templates

The templates varied a great deal in the quality of jokes they produced.

The two best templates were (informally) “What do you get when you cross a ... with a ...?” and “what do you call a?”. This is, we suspect, because they provide the right amount of information in the question — not so much that the punchline is given away, and not so little that the joke is incomprehensible.

Certain templates fared much better than similar templates that used the lexemes provided by the schemata in the opposite order, as predicted, apart from the “what do you call that?” template, in which the order seemed not to be significant.

A general comment that was made several times was that some of the questions were not ‘logically coherent’ in some sense. This incoherence was often the result of using one of the templates with bad word ordering. For example, the joke:

What kind of ship can clean dishes whilst caring for your hands? *Ferry liquid*.⁹

received the comment “[This joke] lost points for saying ‘what kind of ship,’ and then having an answer that wasn’t a ship,” and an average score of 1 point. The corresponding reversed template with better word ordering produced the following joke with the same schema and noun phrase:

What kind of detergent can cross water? *Ferry liquid*.

is still not brilliant, but it is more logically coherent, and received an average score of 2 points.

Only one template, (“what do you use to?”) was uniformly poor. This is largely because the order of the lexemes is of particular importance in questions of that form. The template which puts the items in the reverse order did quite well.

8.5 Schema-Template Pairs

If we were to eliminate the schemata and templates that always produced poor jokes, the jokes would undoubtedly improve; however, we would still be left with a lot of poor jokes. A large number of these can be removed by severing the link between certain schemata and templates, so that no jokes will be produced that use both. However, it is difficult to decide which schema-template links to sever. Blindly removing all pairings which produce below-average mean scores would indeed improve overall performance, but would not have a great deal of theoretical significance, especially since some schema-template pairs produced only one joke. Nonetheless, the pairs can be put in order, in terms of average success, then investigated further, to see if there is a sound reason to keep or eliminate any particular pairings.

8.6 Post-Production Checking

Although none of the numbers can be interpreted as supporting the hypotheses on post-production checking (see section 6), several of the general comments do:

⁹Hand care is an advertised feature of “Fairy Liquid”.

question length: “[The criteria used to judge the jokes were] in order of importance: gut reaction, cleverness, delivery, rhythm. The rhythm and delivery [of these jokes] could be improved. They have to be ‘bang-bang’ jokes.”

alliteration and rhyming: “Phrasing is important. Numbers aren’t funny, but ‘quirky quantifier’ is.” This comment was referring to the joke:

What do you call a quirky quantifier? *An odd number.*

‘funny letters’: “The grizzly bare joke [What do you call a ferocious nude? *A grizzly bare*] makes good use of the funny letter Z.”

subject matter: “I don’t find ‘gay’ jokes funny.” This comment was referring to the joke:

What do you call a homosexual that cleans dishes whilst caring for your hands? *Fairy liquid.*

accidental associations: “Keep the ones with the double meanings, eg [the one about] a gay being drunk.” This was with reference to the joke:

What do you call a homosexual you can drink? *Fairy liquid.*

The judge who made this comment gave the joke in question a five and commented on the “obscene” image it brought to mind, while the other judge for this joke gave it a zero, possibly due to its subject matter.

8.7 Miscellaneous comments

Two factors were mentioned several times as being reasons for low scores: ‘joke fatigue’, from reading too many similar jokes, and a lack of enthusiasm for this genre of joke.

8.8 Jokes heard before

Perhaps one of the most heartening results of this evaluation is that several of the judges claimed to have heard similar or identical jokes before. This can be taken as evidence that JA^{PE}-1 is producing some good examples of the punning riddle genre.

Four judges claimed to have heard these JA^{PE}-1 jokes, all variations on the “cereal killer” pun:

What do you call a murderer that has fibre? *A cereal killer.*

What do you get when you cross grain with a murderer? *A cereal killer.*

What do you call breakfast food that murders people? *A cereal killer.*

Other JA^{PE}-1 jokes that had been heard before included:

What kind of tree can you wear? *A fir coat.*

What kind of rain has presents? *A bridal shower.*

What do you call a good-looking taxi? *A hansom cab.*

What do you call a perforated relic? *A holey grail.*

What do you get when you cross a savage pig with a drilling tool? *A wild bore.*

Another interesting point was that, well after the evaluation had taken place, it was noticed that JA^{PE}-1 had produced two jokes very similar to ones in the Crack-a-Joke Book. JA^{PE}-1’s jokes were:

What kind of pig can you ignore at a party? *A wild bore.*

and

What do you use to help a lemon?¹⁰ *Lemon aid.*

whereas the Crack-a-Joke versions were:

What runs around forests making other animals yawn? *A wild bore.*

and

What do you give a hurt lemon? *Give it lemonade, of course.*

8.9 Post-evaluation trimming

The heuristics suggested in section 6, and confirmed by the results, can be divided into two types: those that could be implemented simply by removing sections of program in JAPE-1, and those that would require more programming or even a revision of the design.

The former category includes the following:

- Removing the *double* schema;
- Removing the poor templates;
- Keeping the *elan* schema paired only with its more successful templates, and
- Removing lexical entries which do not meet the specifications outlined in section 6.

The results of all of these adjustments (save the last, which would require the attentions of another common-knowledge judge) can be seen immediately, simply by crossing out the jokes they would eliminate, and reassessing the results. When this is done, the average overall score of the jokes JAPE-1 produced from the volunteered data rises to 1.9 points (“Not so bad”). This is a large improvement, especially considering the only changes to the program itself were a few simple deletions; however, it suggests that simply eliminating poor templates and schemata is just a first step towards improving JAPE-1’s performance.

8.10 Conclusions

This evaluation has accomplished two things. It has shown that JAPE-1 can produce pieces of text that are recognizably jokes (if not very good ones) from a relatively unbiased lexicon. More importantly, it has suggested some ways that JAPE-1 could be improved:

- The description of the lexicon could be made more precise, so that it is easier for people unfamiliar with JAPE-1 to make appropriate entries. Moreover, multiple versions of an entry could be compared for ‘common knowledge’, and that common knowledge entered in the lexicon.
- More slots could be added to the lexicon, allowing the person entering words to specify what a thing is made of, what it uses, and/or what it is part of.
- New, more detailed templates could be made so that the *double-pun* schema would produce comprehensible jokes.
- Templates which use the lexemes given to them in the ‘wrong’ order (i.e. an order that suggests the words in the punchline should be reversed) could be removed.
- The remaining templates could be adjusted so that they use the lexical data more gracefully, by providing the right amount of information in the question part of the riddle.

¹⁰This riddle came up during JAPE-1’s development, not during the evaluation.

- Schema-template links that give consistently poor results could be removed.

It is not easy to see how some of the other suggestions for improvement could be implemented in $\mathcal{J}^{\text{PE}}-1$ as it stands. However, these ideas could be incorporated into later, more complex systems:

- Improve the delivery and rhythm of the jokes.
- Attempt to make the punchline alliterate or rhyme when possible.
- Maximize the number of ‘funny letters’.
- Stick to inherently funny subject matter.
- Generate jokes, then test them for serendipitous associations.

If even the simplest of the trimming and ordering heuristics described above were implemented, $\mathcal{J}^{\text{PE}}-1$ ’s output would be restricted to good-quality punning riddles.

9 Related work

9.1 The General Theory of Verbal Humour

Although many studies have been done on the language of humour (for example, [?] and [?]), few have looked at the linguistics of humour in any depth. This is not to denigrate the work that has been done in the field; however, in order for the computer generation of riddles to be a tractable problem for symbolic AI, a detailed, formal, linguistic model of (at least a subset of) humour is required at some point. The only model we found that even approaches the level of formality required is Salvatore Attardo and Victor Raskin’s General Theory of Verbal Humour (GTVH) as described and developed in [?], [?] and [?].

The General Theory of Verbal Humour is an attempt by Attardo and Raskin to build a linguistically sound model of verbal humour¹¹. By analysing the similarities and differences of a set of variants on a light-bulb joke, Attardo and Raskin postulate six joke parameters, or *knowledge resources* (KR), which between them determine the final text form of the joke. These KRs are organized into a hierarchy.

Script Opposition: The *script opposition* KR is based on Raskin’s earlier script-based semantic theory of humour (SSTH), which he summarizes as follows:

A chunk of structured semantic information, the script can be understood for the purposes of this article as an interpretation of the text of a joke. The main claim of SSTH is that the text of a joke is always fully or in part compatible with two distinct scripts and that the two scripts are opposed to each other in a special way. [?]

The ‘special ways’ in which scripts can be opposed are at various levels of abstraction, i.e., real vs. unreal, good vs. bad, high stature vs. low stature, nondumb vs. dumb, etc. For example, the joke:

JOKE 1: How many Poles does it take to screw in a light bulb? Five. One to hold the bulb and four to turn the table he’s standing on. [?]

uses the nondumb vs.. dumb opposition, since it is about applying a stupid method to a simple task which most people deal with in a simple, intelligent fashion.

¹¹This section is essentially a precis of [?]. Their examples are used.

Logical Mechanism: This parameter determines the mechanism used to oppose the scripts. For example, joke 1 uses figure-ground reversal (from gestalt psychology, according to Attardo and Raskin). Usually, when screwing in a light bulb, the room, the ladder or table, the person screwing in the bulb, etc. stay still, while the light bulb moves; joke 1 reverses that situation.

Holding the other parameters of joke 1 constant, but changing the logical mechanism to ‘false analogy’, we get:

How many Poles does it take to screw in a light bulb? Five. One to hold the light bulb and four to look for the right screwdriver.

Other such mechanisms include simple reversal, false priming, simple juxtaposition, and “the juxtaposition of two different situations determined by the ambiguity or homonymy in a pun” [?].

Note that, in the “joke telling mode of communication”, the truth of statements and their consistency become less important. The pseudologic of the joke, therefore, need not be valid, just vaguely persuasive — persuasive enough that the listener will go along with the joke.

Situation: The situation of a joke is the set of details (e.g. time, place, objects, activity, etc) which specify the joke. A given script opposition and logical mechanism can be applied to a number of different situations. For example,

How many Poles does it take to wash a car? Two. One to hold the sponge and one to move the car back and forth.

differs from joke 1 only in situation.

Target: The target of a joke, the person or stereotype the joke is aimed at, is the only optional parameter of the six. Many jokes have no identifiable target. The target of joke 1 is, clearly, Poles, but it could be changed to almost any other group which is stereotyped as ‘stupid’ (e.g. blondes, Newfies, etc).

Narrative Strategy: This KR determines the form the joke will take, i.e. riddle, conundrum, expository text, etc. The more standard strategies have the advantage that the punchline pretty much automatically falls in the right place. Also, the choice of logical mechanism limits the range of narrative strategies available.

Joke 1 as expository text, rather than conundrum, might look like this:

It takes five Poles to screw in a light bulb: one to hold the light bulb and four to turn the table he’s standing on.

Language: This parameter specifies which paraphrasing of the joke is used (i.e. what the surface form of the joke is). It is constrained by all the other parameters. For example, although the language parameter determines the exact phrasing and placement of the punchline, all the other parameters (particularly narrative strategy and logical mechanism) have a lot of input into it as well.

Relevance of GTVH to this project

By providing a parameterized model of verbal humour in general, Attardo and Raskin have provided a rough structure which could, in part, guide the design of a humour producing program.

In particular, they note that holding some of their parameters constant produces a joke ‘template’¹². If we choose a few of the better defined parameters to keep variable, and hold the rest constant, we should have a constrained model of (certain types of) humour which could, in theory at least, be used as the basis for a program design.

Unfortunately, their model is neither detailed nor formal enough to be implemented as it stands, even in a constrained, ‘template’ form. Some of their “knowledge resources”, in particular the script-opposition and logical mechanism KRs, require a near-complete understanding of the world (including the rules of physics, the operations of human society, and common-sense reasoning) in order to operate. Even their language KR “includes all the choices at the phonetic, phonologic, morphophonemic, morphologic, lexic, syntactic, semantic, and pragmatic levels of language structure that the speaker is still free to make” as well as “a few specifically humorous elements and relations” [?]. In order for computer implementation of this model to be feasible, it must be severely constrained, perhaps so much as to be unrecognizable.

Nevertheless, our model could be seen as a shell produced by constraining or holding constant some of Attardo and Raskin’s parameters. In terms of their six knowledge resources, our model could be described as follows:

Language The surface form of the joke is determined by the template. The choice of template is constrained by the choice of schema, and the instantiation of the schema provides the template with information it needs to construct the surface form.

Narrative Strategy The narrative strategy is fixed, since these jokes are all, by definition, question-answer riddles.

Target There is no explicit target in any of the set of aimed-for riddles, although it is possible that some object of ridicule might be accidentally incorporated. If the lexicon were adjusted to include stereotypical (instead of typical) semantic links, then jokes with butts would probably arise more often.

Logical Mechanism The logical mechanism is fixed for noun-phrase punning riddles: the juxtaposition of the meaning of a phrase, with the meaning of a word which puns part of the phrase. The different (uninstantiated) schemata could be seen as slight variations on this basic mechanism. Other riddle types would have different, but fixed, logical mechanisms. For example, a spoonerism riddle’s mechanism could be described as the juxtaposition of the meaning of a phrase with its spoonerism.

Situation The situation is variable, though ‘choosing the situation’ really means choosing words/concepts which are consistent with the logical mechanism (i.e. instantiating the schema).

Script Opposition In our class of riddles, there is no strong evidence for the two scripts being *opposed* — they need only be different. If there is any script opposition at all in punning riddles, it is fixed, real vs. unreal.

The model described in section 4.2, then, is consistent with Attardo and Raskin’s GTVH, although most of their parameters are either fixed or constrained. The substantive features of our model correspond to three GTVH parameters: an uninstantiated schema corresponds to a particular *logical mechanism*; instantiating the schema corresponds to choosing a *situation*; and filling a template produces the surface-form *language* of a joke. However, our model does not emphasize the same features of joke structure as Attardo and Raskin’s theory. In particular, Attardo and Raskin hold that script opposition is absolutely essential for a piece of text to be considered a joke; whereas it is not even represented in our model. Either script opposition is not actually very important in question-answer punning riddles, or one script opposition is implicit in and fixed for all such jokes.

¹²Attardo and Raskin use this term in a different way from the particular definition used in our model of riddles.

9.2 Other Joke Generators

We are aware of very few other attempts to generate jokes using a computer.

9.2.1 The Light Bulb Joke Generator

Attardo and Raskin have put together a simple joke generating program, LIBJOG (Light Bulb JOke Generator) [?], mainly to show how poorly simple cut-and-paste methods work. The first version combines an entry for an commonly-stereotyped group, for example:

```
(i)(Poles ((activity1 hold the light bulb)
  (numberX 1)
  (activity2 turn the table he is standing on)
  (numberY 4)))
```

with a template (in their sense of this term) for a light bulb joke:

How many (group name) does it take to screw in a light bulb? (NumberX). One to (activity1) and (numberY) to (activity2). [Condition: $X = 1 + Y$.]

to make, not surprisingly:

How many Poles does it take to screw in a light bulb? Five. One to hold the light bulb and four to turn the table he's standing on.

Although Attardo and Raskin claim that later versions of LIBJOG “introduced more templates, more fields, and looser (and richer) relations among them,” they give no evidence of a significantly improved method. The joke-generating mechanism seems to remain the same: substitute the (humour-related) values in an entry for a stereotyped group, directly into a light-bulb joke template like the one above.

J_A^{PE}-1 differs from LIBJOG in several significant ways:

- J_A^{PE}-1 produces a wider range of riddles, which do not have the fixed surface format of light-bulb jokes.
- J_A^{PE}-1 is an implementation of a model of humour, albeit a very simple one, rather than a program that can produce jokes in an uninteresting way. Although J_A^{PE}-1 uses a lexicon and templates, there is more to its method than simply pasting the two together.
- J_A^{PE}-1's lexicon is humour-independent, containing the kind of information one might expect to find in a dictionary (albeit in a different form); whereas LIBJOG's 'lexicon' holds entries on commonly-stereotyped groups (Poles, blondes, etc), with pieces of text describing stereotypical ways of screwing in a light bulb.
- J_A^{PE}-1 produces jokes which share deep traits, such as type of ambiguity and relationships between key words; whereas LIBJOG produces lightbulb jokes and only lightbulb jokes.

For the above reasons, J_A^{PE}-1's successes and failures are of theoretical interest, and improvements in J_A^{PE}-1 amount to refinements of a model of (a subset of) humour. Improvements in LIBJOG, on the other hand, can only be cosmetic, since it does not generate jokes in accordance with any particular theory.

9.2.2 De Palma and Weiner

Some of the issues involved in jokes such as:

What has a mouth and cannot eat?
A river.

are discussed by [?]. That work is very close in spirit and intention to ours, with its concentration on formalising the underlying semantic patterns in a very restricted subclass of punning riddle, but their chosen type of riddle is very different from ours. They have embodied the joke-creating knowledge in an algorithm which searches a knowledge base for suitably related but homophonous items, so it is not clear (from the relatively brief account) how they separate (if at all) knowledge about jokes from general knowledge.

They give no details of how much has been implemented and tested.

10 Future directions

10.1 Overall evaluation of project

We have shown that for one particular (non-trivial) subclass of question-answer punning riddles it is possible to formulate a precise and computationally-tractable symbolic model which describes a wide range of jokes in a systematic way.

We have implemented a computer program ($\text{JA}^{\text{PE}}\text{-1}$) to produce jokes using this model, and have tested this using an unbiased, humour-independent lexicon whose contents were supplied by a set of volunteers.

We have informally evaluated the jokes generated in this way by having them assessed by a set of human judges.

The results showed that the current version of $\text{JA}^{\text{PE}}\text{-1}$ does generate good jokes (including several that had been heard and recorded before). Unfortunately, it also generates many bad jokes. Trimming the program, by systematically removing poor lexical entries, templates, and schemata, would improve the output significantly; adding filtering heuristics would improve it even more. Also, in hindsight, we realized that human-made punning riddles should have been mixed with $\text{JA}^{\text{PE}}\text{-1}$'s output to be judged, so that a fair comparison could have been made.

Although there is certainly room for improvement in $\text{JA}^{\text{PE}}\text{-1}$'s performance, it does produce recognizable jokes in accordance with a model of punning riddles, which has not been done successfully by any other program we know of. In that, it is a success.

The model that $\text{JA}^{\text{PE}}\text{-1}$ uses was influenced by Pepicello and Green's work on the language of riddles [?] and Attardo and Raskin's General Theory of Verbal Humour [?], but it does not adhere strictly enough to either work to be considered evidence for or against their theories.

10.2 Possible extensions and improvements

There are three kinds of improvement that could be made to $\text{JA}^{\text{PE}}\text{-1}$:

- the present program could be trimmed,
- heuristics could be added, to filter out poor jokes, and
- the program could be extended to handle other joke types.

See Section 8.10 for a list of more detailed suggestions along these lines.

Finally, $\text{JA}^{\text{PE}}\text{-1}$ could be extended to handle other joke types. At present, $\text{JA}^{\text{PE}}\text{-1}$ can only generate question-answer punning riddles with noun-phrase punchlines. One obvious direction of expansion would be to allow different kinds of punchline, for example:

Why is it dangerous to play cards in the jungle? *Because there are so many cheetahs.* [?]

Although such jokes could be modelled with the same kind of schema that we already have, the templates and the lexicon would have to be much more complex *syntactically*, in order to generate appropriate question-answer pairs.

Another possible direction of expansion would be to attempt to generate simple spoonerisms and sub-word puns. Again, these could be modelled with schemata similar to the present ones, albeit with different link types (eg *rhymes_with* instead of *homophone_of*, for spoonerisms). The templates would have to be different from, but not more complex than, the templates J_APE-1 currently uses.

10.3 Other directions for computer generated humour

Even if all the extensions described in section 10.2 are carried out, J_APE-1 will still only be able to generate phonologically ambiguous question-answer riddles, which are just a small subset of humorous texts.

It would be interesting to attempt to model and generate morphologically and syntactically ambiguous riddles. For this to be successful, an extensive investigation into linguistic ambiguity, and how it is used in humour, would have to take place.

It would perhaps be easier to take what we have learned about phonological ambiguity and apply it to other genres of humour. Story jokes, for example, often have a punned aphorism (e.g. “People who live in grass houses shouldn’t stow thrones”) as a punchline. Perhaps current research into natural language story generation could, with some more complex model of puns, produce such jokes.

Acknowledgements

KB is grateful for financial help from Canada Student Loans, the Overseas Research Students Scheme, and the St Andrew’s Society of Washington, DC. We would like to thank Salvatore Attardo for his comments and for giving us access to his unpublished work.

A Summary of results

A.1 Schemata Scores

Aspect	Number of Jokes	Average Score
<i>Schemata</i>		
ELAN	31	1.3
JUMPER	30	1.6
LOTUS	42	1.7
WOOLLY	63	1.7
DOUBLE	22	1.1
GINGER	0	0
TOTAL	188	1.5

A.2 Template Scores

Aspect	Number of Jokes	Average Score
<i>Templates</i>		
SYN_SYN	22	1.8
SYN_VERB	30	1.6
SYN_VERB_REV	17	1.3
USE_SYN	4	0.6
USE_SYN_REV	14	1.6
CLASS_VERB	25	1.4
CLASS_VERB_REV	15	1.7
CLASS_HAS	8	1.1
CLASS_HAS_REV	13	1.4
ADJ_SYN	30	1.8
ADJ_SYN_REV	10	1.1
TOTAL	188	1.5

A.3 Schema-Template Pair Scores

Aspect	Number of Jokes	Average Score
<i>Schema-Template Pairings</i>		
ELAN + SYN_SYN	3	1.7
ELAN + SYN_VERB	2	1.4
ELAN + SYN_VERB_REV	5	1.4
ELAN + USE_SYN	4	0.6
ELAN + USE_SYN_REV	1	1
ELAN + CLASS_VERB	4	1.2
ELAN + CLASS_VERB_REV	4	1.8
ELAN + CLASS_HAS	2	0.6
ELAN + CLASS_HAS_REV	2	1.5
ELAN + ADJ_SYN	2	2.3
ELAN + ADJ_SYN_REV	2	0.8
LOTUS + SYN_SYN	2	1.8
LOTUS + SYN_VERB	9	1.5
LOTUS + SYN_VERB_REV	1	2.7
LOTUS + USE_SYN	0	0
LOTUS + USE_SYN_REV	6	1.7
LOTUS + CLASS_VERB	8	1.5
LOTUS + CLASS_VERB_REV	4	1.9
LOTUS + CLASS_HAS	2	0.8
LOTUS + CLASS_HAS_REV	2	2.0
LOTUS + ADJ_SYN	6	2.4
LOTUS + ADJ_SYN_REV	2	0.4
WOOLLY + SYN_SYN	9	2.1
WOOLLY + SYN_VERB	13	2.0
WOOLLY + SYN_VERB_REV	7	1.2
WOOLLY + USE_SYN	0	0
WOOLLY + USE_SYN_REV	2	1.0
WOOLLY + CLASS_VERB	6	1.9
WOOLLY + CLASS_VERB_REV	3	2.0
WOOLLY + CLASS_HAS		1.0
WOOLLY + CLASS_HAS_REV	5	1.3
WOOLLY + ADJ_SYN	13	1.6
WOOLLY + ADJ_SYN_REV	3	1.2
JUMPER + SYN_SYN	6	1.8
JUMPER + SYN_VERB	3	1.2
JUMPER + SYN_VERB_REV	2	1.0
JUMPER + USE_SYN	0	0
JUMPER + USE_SYN_REV	2	2.4
JUMPER + CLASS_VERB	2	0.5
JUMPER + CLASS_VERB_REV	3	1.2
JUMPER + CLASS_HAS	1	3.3
JUMPER + CLASS_HAS_REV	2	1.8
JUMPER + ADJ_SYN	8	1.5
JUMPER + ADJ_SYN_REV	1	2.5
<i>cont...</i>		

Aspect	Number of Jokes	Average Score
<i>Schema-Template Pairings cont.</i>		
DOUBLE + SYN_SYN	2	1.2
DOUBLE + SYN_VERB	3	1.1
DOUBLE + SYN_VERB_REV	2	0.5
DOUBLE + USE_SYN	0	0
DOUBLE + USE_SYN_REV	3	1
DOUBLE + CLASS_VERB	5	1.1
DOUBLE + CLASS_VERB_REV	1	1.3
DOUBLE + CLASS_HAS	1	0
DOUBLE + CLASS_HAS_REV	2	0.7
DOUBLE + ADJ_SYN	1	1
DOUBLE + ADJ_SYN_REV	2	2

A.4 Phrase Scores

Aspect	Number of Jokes	Average Score
<i>Noun Phrases</i>		
AEROPLANE HANGAR	4	1.0
BRIDAL SHOWER	16	1.1
BRIDLE PATH	2	0.8
BROKEN HART	4	2.1
CORAL REEF	1	1.0
DUAL CARRIAGEWAY	7	1.8
FAIRY LIQUID	23	1.5
FIRST BASE	1	1.0
FOUL PLAY	4	1.3
FUR COAT	15	1.9
GRIZZLY BEAR	4	1.9
HANSOM CAB	4	2.0
HOLY GRAIL	2	1.7
LOVE BITE	4	1.9
ODD NUMBER	8	2.7
POOL CUE	33	1.2
SERIAL KILLER	10	2.6
SIGNET RING	13	0.9
SOLE HEIR	16	1.6
WILD BOAR	17	1.4