

CHEMICAL YIELDS FROM LOW- AND INTERMEDIATE-MASS STARS

P. MARIGO

*Department of Astronomy, University of Padova
Vicolo dell'Osservatorio 5, 35122 Padova, Italy*

Abstract

We present new sets of chemical yields from low- and intermediate-mass stars with $0.8M_{\odot} \leq M \leq M_{\text{up}} \sim 5M_{\odot}$, and three choices of the metallicity, $Z = 0.02$, $Z = 0.008$, and $Z = 0.004$ (Marigo 2000, in preparation). These are then compared with the yields calculated by other authors on the basis of different model prescriptions, and basic observational constraints which should be reproduced.

1. Surface chemical abundances

In this work we predict the changes in the surface abundances of several elements (H, ^3He , ^4He , ^{12}C , ^{13}C , ^{14}N , ^{15}N , ^{16}O , ^{17}O , and ^{18}O), for a dense grid of stellar models with initial masses from $\sim 0.8M_{\odot}$ to $M_{\text{up}} = 5M_{\odot}$, and three choices of the original composition, i.e. $[Y = 0.273, Z = 0.019]$, $[Y = 0.250, Z = 0.008]$, $[Y = 0.240, Z = 0.004]$.

Various processes may concur to alter the surface chemical composition of a star, namely: i) the first dredge-up occurring at the base of the RGB; ii) the second dredge-up taking place during the E-AGB only for stars with $M > (3.5 - 4.0)M_{\odot}$; iii) the third dredge-up experienced by stars with $M > (1.2 - 1.5)M_{\odot}$ during the TP-AGB phase; and iv) hot-bottom burning in the most massive AGB stars with $M > (3.5 - 4.0)M_{\odot}$.

Predictions for first and second dredge-up are taken from Padova stellar models with overshooting (Girardi *et al.* 2000), whereas for the TP-AGB phase the results of synthetic calculations are adopted (Marigo *et al.* 1996, 1998, 1999). The reader should refer to these works for all the details.

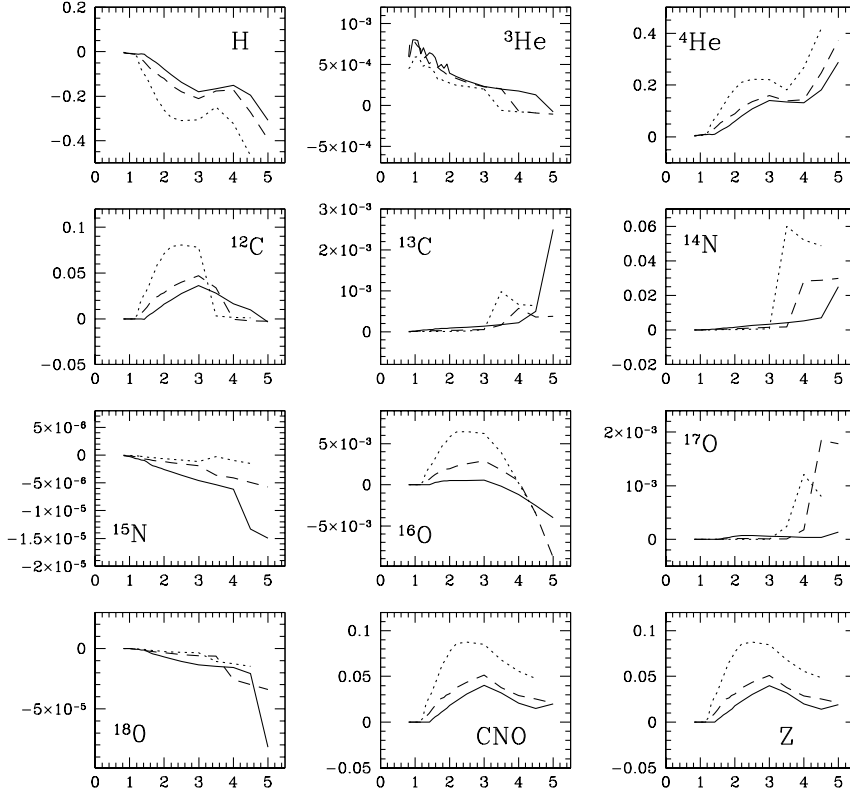


Figure 1. Net chemical yields (in M_{\odot}) as a function of the initial mass (in M_{\odot}) of the star. The solid, dashed, and dotted lines correspond to metallicities $Z = 0.019$, $Z = 0.008$, and $Z = 0.004$, respectively. The adopted mixing length parameter is $\alpha = 1.68$.

2. Stellar yields

Yields from low- and intermediate-mass stars are determined by the wind contributions during the RGB and AGB phases. In these calculations mass loss is described by the Reimers' prescription ($\eta = 0.45$) for the RGB phase, and by the Vassiliadis & Wood (1993) formalism for the AGB phase. Yields for the elements under consideration are shown in Fig. 1 as a function of the initial stellar mass, for three choices of the metallicity. Major positive contributions correspond to ${}^4\text{He}$, ${}^{12}\text{C}$, and ${}^{14}\text{N}$. Complete sets of stellar yields, distinguishing both the secondary and primary components of the CNO contributions, will be available in Marigo (2000, in preparation).

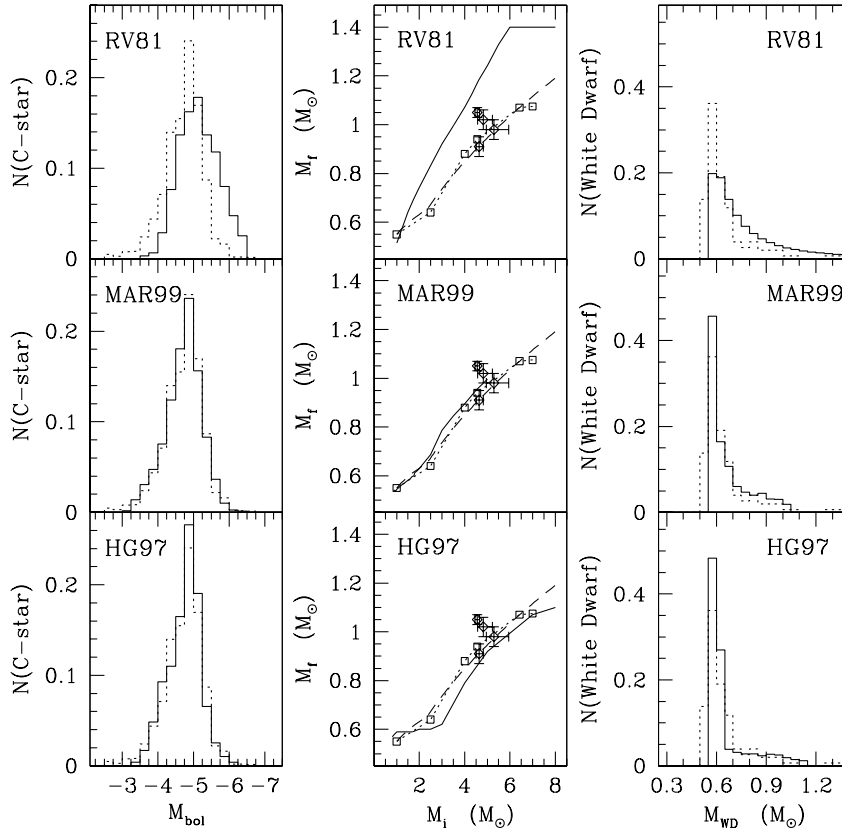


Figure 2. Constraints on AGB models. Observations are shown with dotted and dashed lines. Theoretical predictions of different authors are presented with solid lines. Left panels: The carbon star luminosity function in the LMC. The observed data are from Costa & Frogel (1996). Middle panels: The initial-final mass relation in the solar neighbourhood. The observed data are taken from Herwig 1996 (empty squares connected by dotted line), and Jeffries 1997 (squares with error bars). Right panels: The white dwarf mass distribution in the solar neighbourhood. Observations are from Bergeron *et al.* (1992), and Bragaglia *et al.* (1995).

3. Comparison with previous synthetic AGB models

Chemical yields crucially depend on the adopted mass-loss and nucleosynthesis prescriptions. In Fig. 2 a comparison is made between different synthetic AGB models - namely: Renzini & Voli 1981 (RV81), van de Hoek & Groenewegen 1997 (HG97), and this work (MAR99) - on the basis of some key-observables. All these constraints are satisfactorily reproduced by both calibrated HG97 and MAR99 models, whereas RV81 results are quite dis-

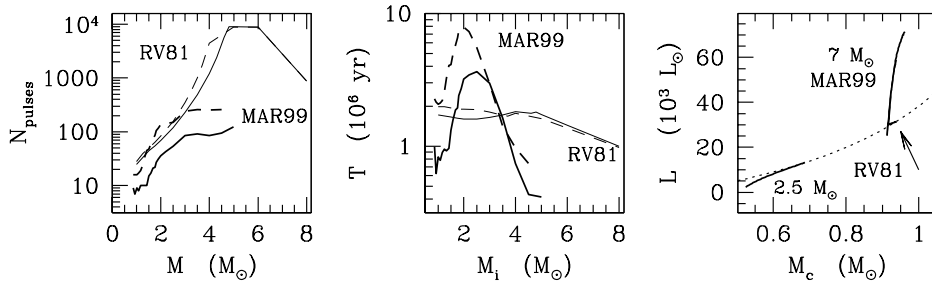


Figure 3. Comparison of model predictions. Left panel: Number of thermal pulses as a function of the initial stellar mass, for metallicities $Z = 0.02$ (solid line), and $Z = 0.004$ (dashed line). Middle panel: TP-AGB lifetimes as a function of the stellar initial mass. Right panel: Luminosity evolution of a $7M_{\odot}$ TP-AGB model with hot-bottom burning as a function of the core mass (solid lines), as predicted by MAR99 and RV81 (according to their Eq. (15) for the same M_c). The standard $M_c - L$ relation, followed by the $2.5 M_{\odot}$ model, is shown by the dotted line.

crepant. Specifically, the uncalibrated RV model predicts too few faint and too many bright carbon stars, together with a sizeable excess of massive white dwarfs (with $M > 0.7M_{\odot}$). This can be explained considering the lower efficiency of both the third dredge-up and mass-loss (Reimers' law with $\eta = 0.333 - 0.666$) adopted by RV81.

The effect of different mass-loss prescriptions is also clear from Fig. 3. The most massive AGB stars are expected to suffer a huge number of thermal pulses (hence dredge-up episodes) in the RV81 model ($\sim 10^4$), about two order of magnitude more than in the MAR99 model ($\sim 10^2$, left panel). As a consequence, the duration of the TP-AGB phase for these models is affected in the same direction, being much longer in RV81 than in MAR99 (middle panel of Fig. 3)

A final remark concerns the process of hot-bottom burning suffered by the most massive AGB stars ($M > (3.5 - 4) M_{\odot}$). Its treatment determines the temperature at the base of the convective envelope and the related nucleosynthesis, as well as the luminosity evolution of these stars. To this respect, it is worth noticing that the break-down of the $M_c - L$ relation (first pointed out by Blöcker & Schönberner 1991) is included by MAR99 (see Marigo 1998), whereas in RV81 and HG97 this overluminosity effect is not taken into account (right panel of Fig. 3).

4. Yields from single stellar populations

In order to compare stellar yields with different values of M_{up} (i.e. $8M_{\odot}$ for RV81 and HG97 classical models, and $5M_{\odot}$ for MAR99 model with

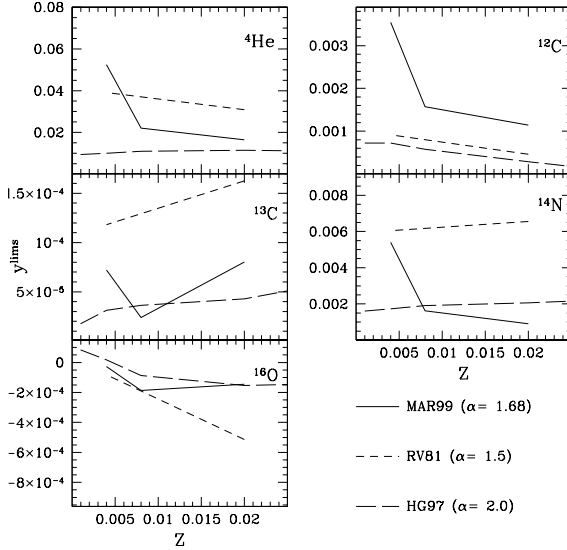


Figure 4. Integrated yield contributions from low- and intermediate-mass stars as a function of the metallicity, as defined by Eq.(4). The mixing-length parameters (α) adopted by the authors are indicated.

overshooting), we calculate the quantities

$$y_k^{\text{lims}} = \frac{\int_{0.8}^{M_{\text{up}}} m p_k(m) \phi(m) dm}{\int_{0.8}^{100} m \phi(m) dm} \quad (1)$$

where $p_k(m)$ is the fractional yield of the element k produced by a star of initial mass m . These quantities express the relative chemical contribution from low- and intermediate stars belonging to a given simple stellar population. They are shown in Fig. 4 as a function of the metallicity for the three sets here considered.

Differences show up both in metallicity trends and absolute values of y_k^{lims} . Compared to previous calculations, MAR99 yields show a pronounced dependence on the metallicity, i.e. yields increase with decreasing Z . Conversely, the RV81 and HG97 sets present quite weak trends with Z .

The metallicity dependence can be explained as follows. On one side, AGB lifetimes of low-mass stars increase at decreasing metallicities, as mass-loss rates are expected to be lower. This fact leads to a larger number of dredge-up episodes. Moreover, both the onset and the efficiency of the third dredge-up are favoured at lower metallicities. These factors concur to produce a greater enrichment in carbon. On the other side, hot-bottom burning in more massive AGB stars becomes more efficient at lower metallicities, leading to a greater enrichment in nitrogen. The combination of all factors favours higher positive yields of helium at lower Z .

As far as the single elemental species are concerned, we can notice:

- MAR99 yields of ^4He are larger than those by HG97, due to the earlier activation of the third dredge-up and, likely, to a greater efficiency/duration of hot-bottom burning in our models. Predictions by RV81 show no significant trend with Z , and higher positive yields (due to the quite low mass-loss rates adopted).
- MAR99 yields of ^{12}C are systematically higher than those of RV81 and HG97 because of the earlier onset (and average greater efficiency than in RV81) of the third dredge-up.
- The dominant contribution to the yields of ^{14}N comes from hot-bottom burning in the most massive AGB stars. Differences in the results reflect different efficiencies of nuclear reactions and AGB lifetimes. In particular, according to MAR99 the production of ^{14}N , mainly of primary synthesis, is favoured at lower Z .

References

- Bergeron, P., Saffer, R.A., Liebert, J. (1992) A spectroscopic determination of the mass distribution of DA white dwarfs, *Astrophysical Journal*, **Vol. no. 394**, pp. 228–247
- Bragaglia, A., Renzini A., Bergeron P. (1995) Temperatures, gravities, and masses for a sample of bright DA white dwarfs and the initial-to-final mass relation, *Astrophysical Journal*, **Vol. no. 443**, pp. 735–752
- Costa, E., Frogel, J.A. (1996) Carbon Stars in the Large Magellanic Cloud: Luminosities, Colors, and Implications for the History of Star Formation, *Astronomical Journal*, **Vol. no. 112**, pp. 2607–2633
- Girardi, L., Bressan, A., Bertelli, G., Chiosi, C. (2000) Evolutionary tracks and isochrones for low- and intermediate-mass stars: from 0.15 to 7 M_{\odot} , and from $Z = 0.0004$ to 0.03, *Astronomy & Astrophysics Supplement series*, in press
- Herwig F. (1996) in Stellar Evolution: What Should Be Done, *32nd Liège Int. Astrophys. Coll.*, eds. A. Noels et al., p. 441
- van den Hoek, L.B., Groenewegen, M.A.T. (1997) New theoretical yields of intermediate mass stars, *Astronomy & Astrophysics Supplement series*, **Vol. no. 123**, pp. 305–328 (HG97)
- Jeffries R.D. (1997) On the initial-final mass relation and maximum mass of white dwarf progenitors, *Monthly Notices of the Royal Astronomical Society*, **Vol. no. 288**, pp. 585–588
- Marigo, P., Bressan, A., Chiosi, C. (1996) The TP-AGB phase: a new model, *Astronomy & Astrophysics*, **Vol. no. 313**, pp. 545–564
- Marigo, P. (1998) Envelope burning over-luminosity: a challenge to synthetic TP-AGB models, *Astronomy & Astrophysics*, **Vol. no. 340**, pp. 463–475
- Marigo, P., Bressan, A., Chiosi, C. (1998) TP-AGB stars with envelope burning, *Astronomy & Astrophysics*, **Vol. no. 331**, pp. 564–580
- Marigo, P., Girardi, L., Bressan, A. (1999) The third dredge-up and the carbon star luminosity functions in the Magellanic Clouds, *Astronomy & Astrophysics*, **Vol. no. 344**, pp. 123–142
- Renzini, A., Voli, M. (1981) Advanced evolutionary stages of intermediate-mass stars. I - Evolution of surface compositions, *Astronomy & Astrophysics*, **Vol. no. 94**, pp. 175–193 (RV81)
- Vassiliadis, E., Wood, P.R. (1993) Evolution of low- and intermediate-mass stars to the end of the asymptotic giant branch with mass loss, *Astrophysical Journal*, **Vol. no. 413**, pp. 641–657