

Mass function of the dormant black holes and the evolution of the Active Galactic Nuclei

Paolo Salucci¹, Ewa Szuszkiewicz^{1,2}, Pierluigi Monaco³ & Luigi Danese¹

¹ *International School for Advanced Studies, SISSA, Via Beirut 2-4, I-34013 Trieste, Italy*

² *Astronomy Group, Dept. of Physics and Astronomy, University of Leicester, University Road, Leicester LE1 7RH, UK*

³ *Institute of Astronomy, Madingley Road, CB3 0HA Cambridge, UK*

Received July 2000; accepted September 2000

ABSTRACT

We derive the mass function of the relic black holes (BHs) and compare it with that of the Massive Dark Objects (MDOs) in galaxies. Optical high resolution spectroscopy and photometry suggest that MDOs are quite common in galaxies, particularly in elliptical and S0 galaxies. We show that the results obtained using optical data are also supported by studies of nuclear radio emission of early type galaxies. Under the assumption that accretion onto massive black holes powers active galactic nuclei (AGN), the mass function (MF) of the BHs responsible for the past activity is computed, taking into account not only the activity related to the optically selected AGN, but also that required to produce the Hard X-Ray Background (HRXB). By comparing the local mass function of MDOs to the MF derived from the past activity of the AGN, we find that the data are in agreement with the simple representation of the activity as a single short significant burst with $\lambda = L/L_{Edd}$ being an increasing function of luminosity. This behaviour may be indicative of some level of recurrency and/or of accretion rates insufficient to maintain the Eddington rates in low luminosity objects. Our results support the scenario in which the early phase of intense nuclear activity occurred mainly in early type galaxies (E/S0) during the relatively short period in which they had still an abundant interstellar medium. Only later on the activity in late type galaxies (Sa/Sab) became statistically dominant. The dependence of the MFs of MDOs and that derived from the past activity on the distance scale is different, nevertheless, within the present observational uncertainties, can be exploited for cosmological purposes.

1 INTRODUCTION

From direct counts of AGN and from the intensity of the backgrounds at high energies we can infer that the activity in nuclei of galaxies was much higher in the past than in the local universe. If we accept the paradigm that nuclear activity in galaxies is sustained by accretion onto a massive BH (see Rees 1996 for a review), then the problem of the location and discovery of the remnants of such past activity immediately arises. Recently, the number of detections of MDOs in nuclei of inactive galaxies has increased rapidly (Magorrian et al. 1998, hereafter M98; van der Marel 1997, hereafter vdM97; Ford et al 1997, hereafter F97; for a review, see Kormendy and Richstone 1995, hereafter KR95), suggesting that we are finding out the fossil of the past nuclear activity. In the following we will assume that MDOs are BHs dormant after a shining past.

The mass of MDOs in galaxy centers can be evaluated by using very high resolution spectroscopy and photometry of nearby host galaxies. Observations with HST has allowed a significant breakthrough in the angular resolution and have

led to an enormous increase in sensitivity and precision of mass estimates (F97, vdM97, M98, Ho 98). M98 have successfully exploited the very high resolution of HST photometry together with high resolution spectroscopy from ground of 36 E and S0 galaxies to estimate their MDO masses. In spite of the large scatter on the data, they confirm the existence of a relationship between the mass of the hot galactic component M_{sph} and the MDO/BH mass, M_{BH} , already suggested by Kormendy (1993) and KR95, although they also claim the presence of a significant scatter. Following a different and more indirect approach, van der Marel (1998) (hereafter vdM98) has analyzed the HST photometry of a sample of 46 early type galaxies. These large samples together with several smaller samples (e.g. F97; vdM97; H98) open the possibility of an explorative estimate of the mass function of the MDOs.

In the next section we will estimate the MF of the hot component of the normal galaxies, by exploiting the luminosity functions (LF) and the average fraction of the total luminosity in the spheroidal component of galaxies of dif-

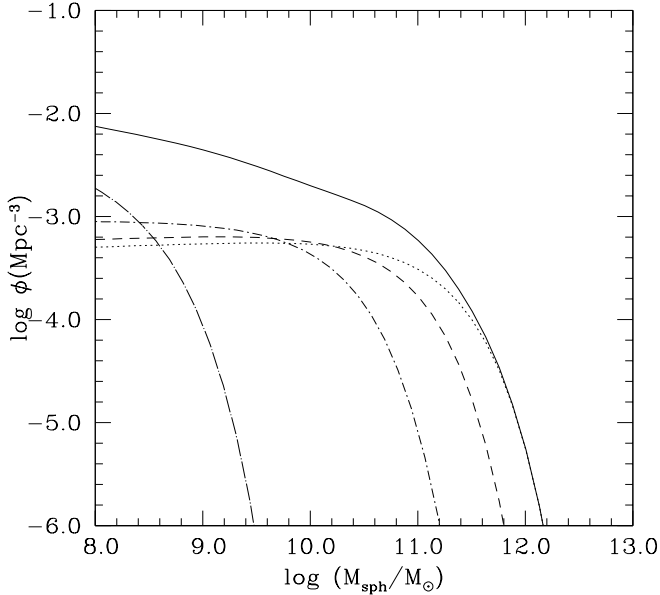


Figure 1. The mass function of the spheroids. The solid line is the total MF, the dotted line refers to spheroids in E galaxies, the short dashed line in S0 galaxies, the dot-dashed line in Sa/Sab galaxies, and the dot-long-dashed line in Sbc/Scd galaxies.

ferent morphologies (section 2.1). Finally, we will use the distribution of the M_{BH}/M_{sph} ratio to infer the MDO MF (section 2.2).

A different approach to the evaluation of MDO mass function relies on the hypothesis that radio emission from the nuclei of radio quiet galaxies is related to the mass of their MDOs. As a matter of fact, a strong trend between MDO mass and nuclear radio luminosities has been found by Franceschini et al (1998). Let us remind that a correlation is expected in the case of tiny mass inflows, when advection dominated accretion flows (ADAF) occur (e.g. Mahadevan 1997) or in the case of self absorbed radio emission. Thus, the radio LF of the nuclear emission of low-power spheroidal galaxies can be used to probe the MDO mass function. We will use it as a consistency check for the MF derived from the optical spectroscopy and photometry (section 2.3).

Soltan (1982) showed that the AGN counts can provide a meaningful lower limit to the mass density deposited in the galaxy centres. In section 3 we will show that the mass function of relic BHs (AMF) can be obtained with simple hypothesis by exploiting the information on the evolution of AGN and QSO LFs. The luminosity functions and cosmic evolutions are presently available for optically (see e.g. Pei 1995) and soft X-ray selected objects (Hasinger, 1998). We will also take into account the contribution to the BH mass function coming from type 2 or obscured AGN, which are possibly responsible for a major portion of the intensity of the 2-50 keV X-ray background (HXRFB). This hypothesis is strongly supported by optical identifications of serendipitous sources detected by BeppoSAX in the 5-14 keV band (Fiore et al. 1998). The existence of type 2 AGN is postulated by unified models of AGN (see Antonucci 1993 for a comprehensive review), which are strongly supported by many observational evidences (see e.g. Granato et al 1997).

The comparison of the MF of the low activity BHs to

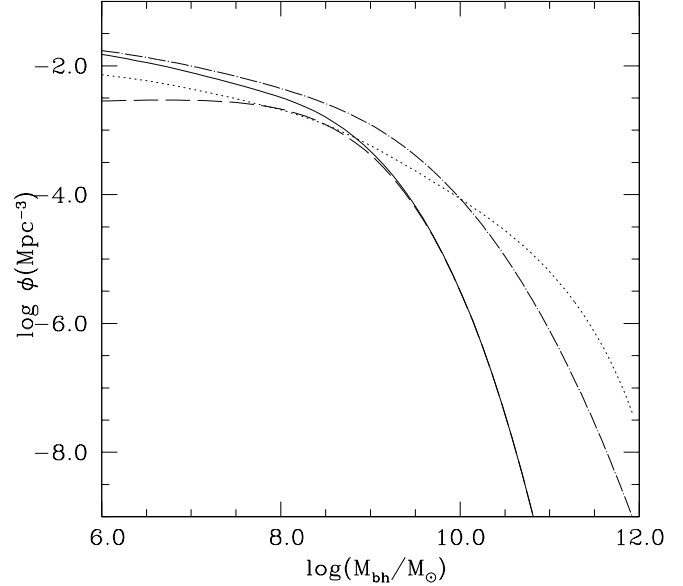


Figure 2. The mass function, $\phi_{OMF} d \log M_{BH}$, of the MDOs. Dotted and dot-dashed lines have been derived using the distribution of the ratios M_{BH}/M_{sph} given by eq(1) and eq (2) respectively (see M98); the solid line has been computed using eq (2) with $\langle x \rangle = 3 \times 10^{-3}$ and $\sigma = 0.3$. The long dashed is the mass function of the MDOs resident in E and S0 galaxies.

the MDO MF will be used to cast light on the characteristics of the evolution of the nuclear activity in galaxies (section 3 and 4). In section 3 we will briefly discuss the effect of changing the distance scale, when comparing estimates obtained through local observations to estimates derived from observations of distant objects.

We adopt $H_0 = 70$, unless otherwise stated. In section 4 we will present our conclusions.

2 FROM GALAXY LUMINOSITY FUNCTION TO MDO MASS FUNCTION

While until a few years ago there were only a handful of detections of MDOs in nuclei of individual galaxies, the number of detections has spectacularly increased very recently. Modern techniques of mass evaluation are based on use of very high resolution surface brightness profiles combined with high resolution spectroscopy. Let us notice that only a small number of objects have been so far observed to a spectroscopic resolution high enough to remove the degeneracy between BH masses and anisotropic velocity distributions (Binney & Mamon 1982; KR95; Ho 1998, H98).

As a consequence significant uncertainties remain in the mass estimates of many MDOs. For instance, M98 estimated the masses of 36 MDOs in the centres of nearby galaxies, using very high resolution HST photometry and ground based spectroscopy. Their results are based on specific assumptions on the stellar phase-space distribution function, which may lead to bias the MDO masses estimates. In fact, vdM97 shows that lower masses are equally plausible for several galaxies he has in common with M98. In particular, comparing the results of M98 sample with independent estimates,

VdM97 and H98 find that M98 masses may, on the average, be overestimated by a factor of about 4.

On the other hand, at present two relevant points are widely accepted. The first is the existence of a correlation between the spheroid mass/luminosity and the MDO mass. The second relevant point is that the ratio M_{MDO}/M_{sph} exhibits a quite broad distribution function at constant M_{sph} . M98, F98, VdM98, H98 all agree that the intrinsic scatter is significant.

2.1 Mass function of the spheroids

The estimate of the spheroids mass function in the local universe is the preliminary step in the evaluation of the MDO MF. We determine the luminosity function of the spheroids by using the luminosity functions and estimates of the ratio L_{sph}/L_{tot} for four type of galaxies (E, S0, Sa/Sab, Sbc/Scd). The LFs of early type and spiral galaxies are well known in the range $-23 \leq M_B \leq -17$. Infact, results of different groups (e.g. Efstathiou et al., 1988; Loveday et al., 1992; Zucca et al., 1997; Geller et al., 1997; Heyl et al. 1997), based on different galaxy samples, well agree in the luminosity range relevant to our purpose. We take, as LFs of the various Hubble types, standard Schechter functions whose parameters are given in Table 1 with $H_0 = 100$, (hereafter $h = H_0/100$). Let us notice that ours are consistent with virtually every published LF's referred above. Moreover, we have not included in the LF's that of dwarf spheroidals because in these systems there is evidence against the presence of central massive black holes.

The ratio L_{sph}/L_{tot} has been investigated by several authors (Simien and de Vaucouleurs 1986, Kent 1985, Kodaira et al. 1986) and found to vary along the Hubble sequence. There is a reasonable agreement on the average values, though intrinsic scatter is significant, particularly in the late types. With the values reported in Table 1, the total luminosity density in spheroids turns out to be $\sim 30\%$ of the total luminosity density, in agreement with Schechter and Dressler (1987).

From the spheroid LF we infer the MF by adopting $M/L_V \simeq 5.5 h(L_V/L_*)^{0.25}$, corresponding to $M/L_B \simeq 6.9 h(L_B/L_*)^{0.25}$ with (B-V)=0.90. This law is compatible at 2σ level with $(M/L_V) \propto L_V^{0.18 \pm 0.03}$ found by M98 and $(M/L_B) \propto L_B^{0.35 \pm 0.05}$ claimed by van der Marel (1991) and it is in keeping with stellar evolution models. The spheroid MF is presented in figure 1. The overall shape of the MF is relatively flat at $M \lesssim 10^{11} M_\odot$ and exhibits an exponential decline for $M > 10^{11} M_\odot$. At $M > 5 \times 10^{10} M_\odot$ the mass function is dominated by spheroids in E and S0 galaxies. The Sa/Sab galaxies exhibit an exponential decline of their MF for $M > 10^{10} M_\odot$ and Sbc/Scd galaxies for $M > 10^8 M_\odot$.

2.2 Mass function of the MDOs

The step from the MF of the spheroids to the MF of the MDOs is based on searches of MDOs carried on in the last few years by many groups, which have shown that MDOs are quite common in galaxies with significant spheroidal components and that their masses are correlated with the spheroid masses, though with large scatter (Kormendy 1993, KR95; VdM97; VdM98; M98; F98). The average value

of M_{MDO}/M_{sph} is still under debate and it ranges from $M_{MDO}/M_{sph} \sim 10^{-2}$ (M98) to $M_{MDO}/M_{sph} \sim 2 \times 10^{-3}$ (H98). The uncertainty is related to different assumptions on dynamical models, particularly on the two-integral phase-space distribution function (VdM97; H98; M98). Analyzing the photometry at a very high resolution for a sample of 45 early type galaxies and reproducing it by means of the models proposed by Young (1980), VdM98 found an average $M_{MDO}/M_{sph} \sim 3 \times 10^{-3}$ with a standard deviation in the logarithmic distribution $\sigma \sim 0.3$. Due to observational difficulties, the results so far obtained are expected to give only hints on the true statistics. However, a large scatter of the ratio $x = M_{MDO}/M_{sph}$, at constant M_{sph} , has been found by each group regardless of different assumptions and data analyses.

M98 find that the distribution function of the ratio $x = M_{MDO}/M_{sph}$ can be described with simple analytical laws such as the power law or a Gaussian in the logarithms, (hereafter log Gaussian) both characterized by two parameters:

$$f(x) = N x^\alpha ; \text{ if } x > x_o \quad (\alpha < -1) \quad (1)$$

and

$$f(x) = N \exp \left[-\frac{1}{2} (\log x - \log x_o)^2 / \sigma^2 \right] \quad (2)$$

where N is a normalization constant. The best fit values found by M98 are $\log x_o = -2.79$ and $\alpha = -1.72$ for power law distribution and $\log x_o = -2.28$ and $\sigma = 0.5$ for the log Gaussian.

The convolution of these laws with the MF of the spheroids yields two very different predictions of the MF of MDOs, as it is apparent from figure 2, although the total mass densities are rather similar: $\rho_{BH} \simeq 3 \times 10^6 M_\odot/Mpc^3 (H_0/70)^2$ for the log Gaussian and 20% smaller for the power law distribution. Both estimates are higher than the estimate of the local mass density of the accreted matter, based on counts of optically selected AGN, by a factor of about 15 (see section 3; Chokshi and Turner 1992).

The power law distribution yields a rather flat MF, with a significant number of dormant BHs with masses $M > 10^{10} (H_0/70)^{-1} M_\odot$. Both distribution modify remarkably the shape of the MF of the spheroids, making the decrease of the high mass side less dramatic. This is due to the scatter in the ratio $x = M_{BH}/M_{sph}$ in both distributions. Larger scatter yields gentler decline of the MF at high masses. Of course the convolution of the spheroid MF with the distribution of the ratio $x = M_{BH}/M_{sph}$ implies the assumption that scatter is not due to uncertainties in measurements, but it reflects a real complexity of the physical processes leading to the formation of the BHs in galaxy centres. While the values of the ratio $x = M_{BH}/M_{sph}$ for single objects are still debated, there is general consensus on the reality of a large scatter in the distribution. As a matter of fact, H98 collected the BH masses of 17 Seyfert galaxies determined from reverberation mapping and showed that they are systematically lower by about a factor of 5 than the masses obtained using kinematical and photometric data. On the other hand, the scatter in BH masses of this Seyfert galaxy sample is comparable with that of a sample of about 20 normal galaxies, analyzed by the same author.

Galaxy type	$\Phi_* h^3$ Mpc^{-3}	$M_B^* + 5 \log h$	α	f_{sph}
(1)	(2)	(3)	(4)	(5)
E	2.1×10^{-3}	-20.	-0.95	0.9
S0	2.4×10^{-3}	-19.6	-0.95	0.65
Sab	2.9×10^{-3}	-19.8	-1.0	0.40
Sbc/Scd	7.6×10^{-3}	-19.3	-1.3	0.10

To proceed we have constructed a sample of 30 galaxies, for which at least two independent mass estimates of their MDOs are available in the lists given by KR95, vdM97, vdM98, H98, F98, M98. Taking the geometric mean as the best estimate of the ratio x , we have found that a Gaussian distribution in $\log(x)$ (see eq. 2), with mean $\log(x_o) = -2.60$ and $\sigma = 0.3$ is a rather good description of the data. This result is quite close to that obtained by vdM98 using 46 galaxies, so that hereafter we will adopt the above distribution as a reference. Such a distribution implies: $\langle x \rangle \simeq 3 \times 10^{-3}$, lower than the M98 estimate, but in agreement with the estimates by H98 and F98.

The total mass density predicted by this distribution is $\rho_{BH} \simeq 8.2 \times 10^5 M_\odot/Mpc^3 (H_o/70)$. Most of the mass density $\rho_{BH} \simeq 6.2 \times 10^5 M_\odot/Mpc^3 (H_o/70)$ is ascribed to BHs in E and S0 galaxies; the mass density in BHs hosted by Sa/Sab galaxies amounts to $\rho_{BH} \simeq 1.6 \times 10^5 M_\odot/Mpc^3 (H_o/70)$ and only a small fraction $\rho_{BH} \simeq 4.8 \times 10^4 M_\odot/Mpc^3 (H_o/70)$ is in BHs resident in late spiral types.

The results on BHs in spirals are consistent with the upper limits that Salucci (1998) has derived from the analysis of a large number of high quality rotation curves (see Persic and Salucci 1995). This analysis is based on a conservative mass decomposition, which yields $M_{BH} \lesssim 10^9 (L_B/L_*)^2 M_\odot$ for Sab galaxies and $M_{BH} \lesssim 1.5 \times 10^6 (1 + (L_B/L_*)^{2.3}) M_\odot$ for later types. By integrating over the respective LFs we get $\rho_{BH} \lesssim 1.0 \times 10^6 M_\odot/Mpc^3 (H_o/70)$ for Sab galaxies and $\rho_{BH} \lesssim 5.2 \times 10^4 M_\odot/Mpc^3 (H_o/70)$ for later types.

In the following we will denote the mass function of MDOs derived from optical photometry and spectroscopy of the host galaxies as OMF.

2.3 From the radio luminosity function to the MDO mass function

A complementary approach to the evaluation of the MF of BHs is based on the idea that the radio emission from cores of normal galaxies is related to the mass of the hosted inactive BHs. Actually, if accretion onto dormant BHs occurs at very low rates, then accretion is possibly advection-dominated with low radiative efficiency (Rees et al 1982; Abramowicz et al 1988; Narayan and Yi 1995 a, b). In this regime a hot ion torus ($T \sim 10^{12}$) forms, while electrons, coupled to the ions only through two-body Coulomb effects, stay at much lower temperature ($T \sim 10^9$) and emit at radio frequencies via thermal synchrotron. Fabian and Rees (1995) pointed out that the thermal synchrotron emission of the electrons might be detectable in cores of quiescent galaxies. They also noted that most of the elliptical and S0 galaxies exhibit a low-power emitting radio core (see Sadler et al 1988; Slee et al 1994; Wrobel &

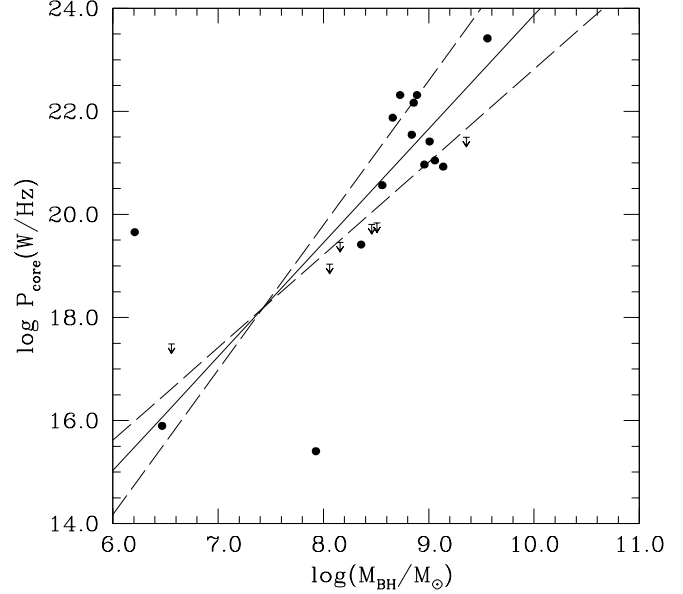


Figure 3. Plot $\log P_{core} - \log M_{BH}$. The two dashed lines represent the linear regressions exchanging the independent variable. The solid line is obtained from eq (3).

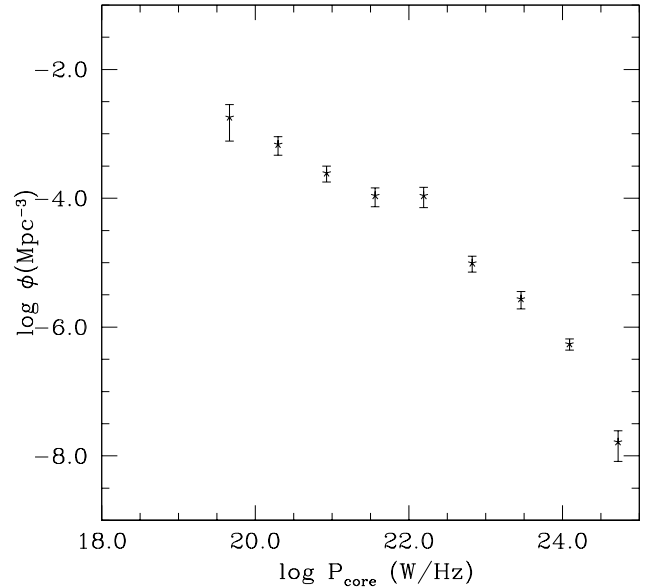


Figure 4. Radio luminosity function of the cores of E and S0 galaxies. Error bars represent the statistical errors in the total RLF as estimated by Sadler et al. (1988).

Heeschen 1991). The ADAF model predicts for the core radio powers $P_\nu \propto \nu^{2/5} M^{4/5} M_{BH}^{2/5}$ (see e.g. Mahadevan 1997). The dependence on frequency is quite close to the relationship $P_\nu \propto \nu^{1/3}$ found by Slee et al (1994) for a sample of radio cores of E/S0 galaxies. With Bondi accretion rate $\dot{M} \propto M_{BH}^2 \rho(\infty)/c_s^3(\infty)$ the ADAFs would yield radio powers $P \propto M_{BH}^{2.4}$, if the density and sound velocity at the boundaries of the accretion flow are independent of the mass of the spheroid and then even more independent of the BH mass. However density and sound velocity may depend on spheroid mass, $\rho \propto M_{sph}$ and $c_s \propto M_{sph}^{1/4} \propto M_{BH}^{1/4}$, yielding $P \propto M_{BH}^{2.2}$.

On the other hand, new high resolution radio and sub-millimeter observations of three giant elliptical galaxies significantly disagree with the canonical ADAF predictions, although they do not rule out the possibility of explaining the observed spectra with modifications of the canonical ADAF (Di Matteo et al. 1998). Since self absorbed processes (e.g. jets) would produce $P \propto M_{BH}^2$, a relationship $P \propto M_{BH}^\alpha$ with $2.0 \lesssim \alpha \lesssim 2.4$ is expected under rather general conditions.

Franceschini et al (1997) find a significant correlation between the radio power of the cores P_{core} and the estimated BH mass in 8 objects with available data with $P_{core} \propto M_{BH}^{2.73 \pm 0.6}$. In a new analysis, we consider galaxies with at least two MDO mass estimates, as specified in the above section, and observed in radio by Wrobel (1991), Wrobel & Heeschen (1991), Slee et al. (1994), Sadler et al. (1995). In order to reduce the contamination by extranuclear emission, we included only objects with radio fluxes obtained with high resolution observations. In figure 3 we show the data for 15 objects with detections both in mass and in radio emission and 6 objects with upper limits in the latter. In figure 3 we also superimpose onto the data the two regression lines, obtained by exchanging the role of dependent and independent variable between P_{core} and M_{BH} . The bisecting line is the best estimate of the regression. The correlation and the linear regressions have been computed with the package ASURV (LaValley, Isobe & Feigelson 1992) and the probability of correlation by chance turns out to be $P \lesssim 0.4\%$. For $H_o = 70$ the data are well represented by

$$\log P_{core}^{5GHz} \simeq 19.5 + 2.2 \log\left(\frac{M_{BH}}{10^8}\right), \quad (3)$$

with a slope interestingly within the theoretical inferences for the exponent α . Differently from our assumptions in the derivation of $\phi_{OMF} d \log dM_{BH}$, we consider the scatter of the the radio power versus BH mass relationship not intrinsic, but due to observational uncertainties. Moreover, since the $\log P_{core}$ versus $\log M_{BH}$ relationship is very flat, its scatter would not affect our results in any case.

In order to obtain the MF of BHs in nearby galaxies, we need to convolve equation (3) with the radio luminosity function of the nuclei of quiescent spheroidal galaxies. Sadler et al. (1988) surveyed 114 nearby E and S0 radio-quiet galaxies at 5 GHz to search for weak radio sources. As a result they obtained the (total power) LF at 5 GHz down to $\log L(\text{W/Hz}) = 19.6$. More recently Slee et al. (1994) observed a large fraction of objects of the same sample with higher angular resolution: from their data we get: $\log P_{core} = 19.5 + 0.78(\log P_t - 19.5)$ for $\log P_t \geq 19.5$

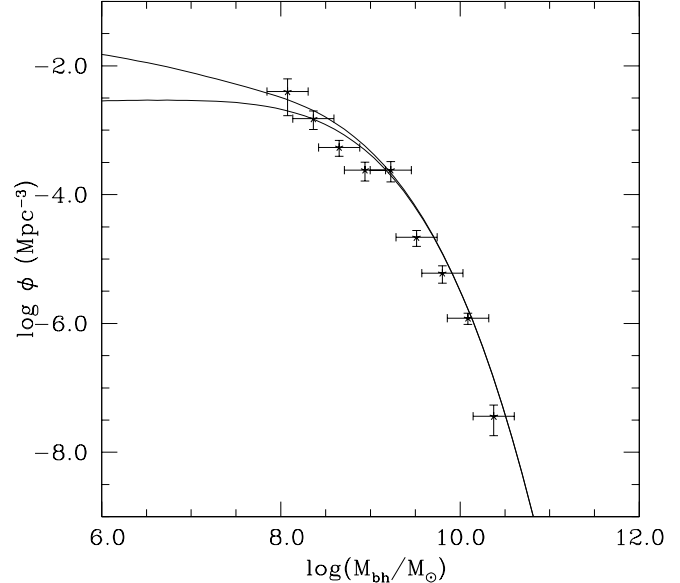


Figure 5. The mass function, $\phi_{OMF} d \log M_{BH}$, derived using the adopted log-Gaussian distribution (upper solid line is the total, while the lower that of E+S0 galaxies) compared to the mass function, $\phi_{RMF} d \log M_{BH}$, derived from the radio luminosity function of E/S0 cores (points with error bars). Vertical error bars represent the statistical errors in the total RLF as computed by Sadler et al. (1988), horizontal error bars are conservative estimates of the uncertainties in the estimate of M_{BH} .

and $\log P_{core} = \log P_t$ at low powers, which allows us to convert the radio total luminosity function of Sadler et al. (1988) into the core LF (figure 4) suitable for the present study. It is worth noticing that the core radio luminosity function exhibits a gentle slope and no exponential decline at least for powers $P \lesssim 10^{24}$ W/Hz.

By using equation 3, we pass from the core LF to the MDO mass function (hereafter we will denote the mass function derived from radio data as RMF). The result is reported in figure 5 as data with error bars. With the available statistics we can only roughly estimate the uncertainties linked to systematics errors in the path from total power LF to BH mass function. While the errors in density represent only the statistical errors of the radio LF, we estimate the errors in mass from the relationship $\log M_{BH}$ versus $\log P_t$, taking into account of its uncertainties in the normalization and in the slope. On the average, the errors turn out to be about 0.4 dex. This illustrates the explorative nature of this estimate of the MF, but also enlightens the potential of studies of the radio emission of the cores of galaxies with good determinations of their MDO masses. Also the determination of the radio LF to powers $P < 10^{19}$ W/Hz is a relevant objective.

In figure 5 we also plotted the MF determined via the optical LF. The comparison should be done with the lower curve, which refers to the E/S0 galaxies as the RMF does. Although the two MFs are not completely independent, nonetheless, the agreement obtained supports the reliability of both derivations. The dependence of the two methods from the distance scale is quite similar and thus equivalent matches can be found also for $H_o = 50$.

Let us point out that the log Gaussian distribution by M98 could be reconciled with the RMF under the as-

sumption that $\log P_{core} \simeq 18.8 + 1.8(\log M_{BH} - 8)$. The OMF derived using the power law distribution of the ratios $x = M_{BH}/M_{sph}$ (see figure 2) could match the RMF if we assume a relationship $\log P_{core} \simeq 19.5 + 1.33(\log M_{BH} - 8)$. However both needed relationships are quite different from that emerging from the observations.

In conclusion, the comparison between radio and optical data suggest that M98 may have overestimated the masses of MDOs by a factor of about 3-4.

3 THE LOCAL MASS FUNCTION OF THE DORMANT BHS

The total mass density accumulated in BHs in the past activity of AGN has been evaluated by several authors, following the method proposed by Soltan (1982). However exploiting large statistics nowadays available on the spectra and on the evolution of luminosity functions, also the mass function of the material accreted onto AGN during their activity can be determined.

The mass density associated to luminosities higher than L is :

$$\rho(> L) =$$

$$\frac{k_{bol}}{\epsilon c^2 H_o} \int \frac{1+z}{(1+z)^3(1+\Omega z)^{1/2}} dz \int_L^{L_{max}} Ln(L, z) dL \quad (4)$$

where k_{bol} is the bolometric correction appropriate for the electromagnetic band under consideration, Ω is the density parameter and $n(L, z)$ is the luminosity function at redshift z . The conversion efficiency of rest mass of the accreted matter into energy is an important parameter and we will assume $\epsilon = 0.1$, unless otherwise stated. Putting $L = L_{min}$, we get the total mass density ρ_{BH} .

The mass density of matter accreted on massive BHs hosted by optically selected AGN is $\rho_{BH} \sim 2 \times 10^5 M_\odot/Mpc^{-3}$ (see e.g. Chokshi and Turner 1992). This can be obtained by inserting in equation 4 the appropriate values for the AGN luminosity function, the bolometric correction and the efficiency. Of course, the result is independent of the cosmological parameters and on the specific analytical representation of $n(L, z)$, since the mass density depends only on number counts (Soltan 1982).

On the other hand, optical selections lose a significant fraction of active objects, the so called type 2 AGN. Moreover, from IR and hard X-ray studies there is an evidence of basic correctness of the unified model for AGN, as shown by Granato et al (1997), who also point out that the total budget of the matter accreted on AGN should include the activity required to produce the 2-50 keV background (HXRb). Fiore et al (1998) find in a survey with BeppoSAX in 5-14 keV band about 150 sources corresponding to a surface density of 20 objects/sq degree at the flux limit $F = 6 \times 10^{14}$ erg/s/cm². So far, they have optically identified only 9 sources, out of which 5 turn out to be QSO's and 4 "red" AGN. The surface density found can explain about 40% of the HXRb. Conversely, the contribution to the HXRb of the optically selected AGN (Seyfert 1 and QSOs) is $\lesssim 20\%$.

A rough estimate of the mass density implied by the

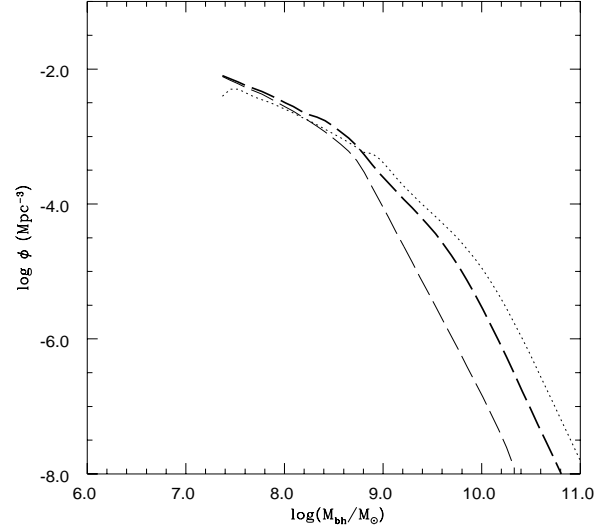


Figure 6. The total mass function of the relic BHs, $\phi_{AMFD} \log M_{BH}$, derived from the past activity of the AGN with $\lambda = 10^{0.2(\log L - 49)}$ (thick dashed line); the thin dashed line is the contribution from the X-ray AGN responsible for the HXRb. The dotted line is the total mass function for $H_o = 50$.

intensity of the HXRb between 2-14 keV can be obtained through the relationship

$$\rho_{BH} = \frac{E_{bol}}{\epsilon c^2} \simeq \frac{k_{bol}}{\epsilon c^2} \frac{(1+z_e) I}{k(z_e) c}. \quad (5)$$

In our case $I \simeq 7.6 \times 10^{-7}$ erg cm⁻² sec⁻¹ is the intensity between 2-14 keV, $k_{bol} \simeq 38$ is the bolometric correction for 2-14 keV band (see Elvis et al. 1994), z_e is the effective emission redshift, which can be assumed $z_e \sim 1$ and $k(z_e)$ is the k-correction for $z = z_e$. Of course these parameters are reasonable under the assumption that the HXRb is emitted by AGN with intrinsic spectral properties similar to those observed in the local universe and at high redshifts. The information we can get from backgrounds is much more integrated than that coming from counts, and this results in larger uncertainties in the total associated mass density $\rho_{BH} \sim 3 - 5 \times 10^5 M_\odot/Mpc^{-3}$. With the next X-ray observatories AXAF and XMM individual sources in the hard X-rays band will be detected down to very faint fluxes so that both the LF and the cosmic evolution of AGN producing the HXRb will be determined. Within the present uncertainties the total budget of the accreted matter amounts to $\rho_{BH} \sim 5 - 7 \times 10^5 M_\odot/Mpc^{-3}$. Incidentally this is a factor of about 5 below the mass density we can predict via MDO mass statistics of M98, but quite close to the result obtained from the BH mass function derived in this paper (see section 2).

The step from equation (4) to the mass function is a delicate one. First we assume that the mass accreted onto a BH during its bright phase is a major fraction of its final mass. The increasing evidence of the presence of inactive BHs, in a large number of galaxies endowed with significant spheroids favours the scenario according to which the nuclear activity is a relatively short phase, which takes place in a large fraction of galaxies. The continuity paradigm is excluded by

these findings, and even the hypothesis of many significant recurrent events looks less attractive (however not excluded for the low luminosity objects, see below).

If we assume that $\lambda = L/L_{Edd}$ ($L_{Edd} = M_{BH}/c^2 t_E$) is constant during the accretion, then we get

$$M_{BH}(t_{obs}) = M_{BH}(t_{in}) \exp\left[\frac{\lambda \tau_o}{\epsilon t_E}\right], \quad (6)$$

and

$$L(t_{obs}) = \frac{\lambda c^2}{t_E} M_{BH}(t_{obs}) = \frac{\lambda c^2}{t_E} M_{BH}(t_{in}) \exp\left[\frac{\lambda \tau_o}{\epsilon t_E}\right], \quad (7)$$

where $t_E = (\sigma_{TC})/(4\pi m_p) \simeq 4 \times 10^8$ yr, and t_{in} and t_{obs} are the initial time of the bright phase and the observing time respectively, and $\tau_o = t_{obs} - t_{in}$.

Since in the hypothesis of single short events it is likely that the AGN are observed in the highest state of activity, we evaluate the mass of the BH associated to the luminosity L through the assumption $L = \lambda L_{Edd}$. In order to get $M_{BH}(t_{obs}) \gg M_{BH}(t_{in})$, we need $\tau_o \geq (2\epsilon t_E)/\lambda$. Following equation (4), we can write

$$\int_0^{\bar{L}} \frac{d\rho(>L)}{dL} dL = \int_{\infty}^{\log(\bar{M})} M \phi(M) d \log M \quad (8)$$

where $\phi(M)$ is the mass function of the accreted mass, M , (hereafter AMF). Since λ may be an increasing, though weak, function of the luminosity (Padovani 1989; Wandel 1998), we choose to represent it by:

$$\lambda(L_{bol}) = L_{bol}/L_E = 10^{\gamma(\log L_{bol} - 49)}. \quad (9)$$

Then, from equation (8) the MF of the relic BHs is given by

$$\phi(M) d \log M = \frac{\ln(10)}{(1-\gamma)} \frac{\rho(>L)}{M} \frac{d \log(\rho(>L))}{d \log(L)} d \log M \quad (10)$$

In order to get the mass function, we have to insert into equations (4) and (10) the information on the luminosity function and its evolution. For optically selected AGN the luminosity function is well defined at least up to $z \sim 3.5$ (Pei 1995; Boyle et al. 1988; Hartwick & Schaade 1990; Warren et al. 1994). Also for the soft X-ray selected objects (basically type 1 AGN) we have now a good determination of the luminosity function evolution, while the information for objects selected in hard X-ray bands is still scarce.

The mass function of the BHs in optically selected AGN has been computed by using the luminosity evolution for the B-band reported by Pei (1995). The bolometric correction for the B-band has been assumed $k_{bol}(B) = 12$, following the spectra reported by Elvis et al (1994). The total mass density turns out to be $\rho_{BH} \simeq 2.6 \times 10^5 M_{\odot}/Mpc^3$, very close to the estimate of Chokshi & Turner (1992), although they have used a higher bolometric correction. Very similar results can be obtained by using other analytical laws (see e.g. Boyle et al. 1991).

For the type 2 AGN, responsible for the HXRB, we used the model of Comastri et al. (1995) and that of Celotti et al (1995). Comastri et al (1995) used a LF in the 0.3–3.5 keV band to which we associated $k_{bol} = 25$, while Celotti et al (1996) started from a LF in 2–14 keV band and thus we associated $k_{bol} = 38$, again following the spectra presented by Elvis et al. (1994). Both models assume $L(z) \propto (1+z)^k$ with $k \sim 2.6 - 3.0$ and a similar redshift cutoff $z \sim$

2–3 beyond which evolution stops. The total mass density predicted are $\rho_{BH} \simeq 4.3 \times 10^5 M_{\odot}/Mpc^3$ in the case of Comastri et al. (1995) and $\rho_{BH} \simeq 4 \times 10^5$ in the case of Celotti et al. (1995). Since the redshift distribution of the AGN is very similar for both models and, as a consequence, the effective redshift z_e is similar, the results of these two models are very close even in the shape of the mass function.

In figure 6 we present the AMF derived for $L_{bol} = L_{Edd}$ and $\lambda = 10^{0.2(\log L - 49)}$. The corresponding mass density is $\rho_{BH} \simeq 6.8 \times 10^5 M_{\odot}/Mpc^3$. It is apparent that optically selected AGN dominate at $M_{BH} > 10^9 M_{\odot}$, while BHs associated to the X-ray absorbed AGN dominate the MF at $M < 10^8 M_{\odot}$.

The local LF in the optical band of classical AGN do not extend below $L \simeq 10^{43}$ erg/s and as a consequence only objects with $L_{bol} > 10^{44}$ erg/s are considered. Since $\lambda \simeq 0.1$ at low luminosities, only central objects with $M_{BH} > 10^7 M_{\odot}$ are considered. Below this mass limit the investigation should be turned to low activity nuclei, e.g. LINERS. While the total mass density is independent of the cosmological parameters, the MF depends on it through the dependence of L on redshift. Passing from $H_o = 70$ to $H_o = 50$ changes the mass function mainly for $M_{BH} > 5 \times 10^9$.

In figure 7 we compare the MF derived from the past activity, under the assumption $L_{bol} = L_{Edd}$, to the mass functions derived from the optical and radio LFs. The agreement is somewhat acceptable in the range $10^8 \lesssim M \lesssim 10^{10} M_{\odot}$, if $0.2 \lesssim \lambda \lesssim 1$, although the slope of the MF of the inactive BHs computed with constant λ is significantly different from the OMF and RMF.

The excess at low masses predicted on the basis of the past AGN activity is linked to the type 2 AGN producing the HXRB (see. figure 6). This excess suggests that the assumption $\lambda = L/L_E = 1$ is not adequate for all the AGN. As a matter of fact, Padovani (1989) found that the luminous QSOs radiate at about the Eddington limit, while the low luminosity AGN ($L_{bol} \sim 10^{44}$) exhibit $\lambda = L/L_E \sim 0.1$. We tested the dependence of λ on the luminosity by using equation (8) with $\gamma = 0.2$, which is a good representation of the Padovani (1989) data. It is worth noticing that this dependence may be suggestive that recurrent activity is confined to low mass objects. In figure 8 we reported the estimate based on this function $\lambda(L)$. Since the total mass density is constant, the individual masses of low luminosity objects increase while their number decreases, and the RMF of the inactive BHs turns out in good agreement with the MF of the local MDOs.

The simple picture presented above appealingly obeys to the constraints imposed by the observations. However, the MF computed using the distribution of the ratio M_{BH}/M_{sph} found by M98 can not be excluded, though in contrast with estimates based on the correlation found between MDO mass and radio core power (see section 2.3). We can accommodate the large mass density predicted by M98 by assuming that the efficiency in the mass-radiation conversion $\epsilon \sim 0.02$, a factor 5 less than the time honoured value or that the bolometric corrections are larger by the same factor. This would correspond to an increase of the BH masses, leaving the densities constant. Thus, the MF derived from the past activity would be shifted towards higher masses to match the OMF derived using the log Gaussian distribution

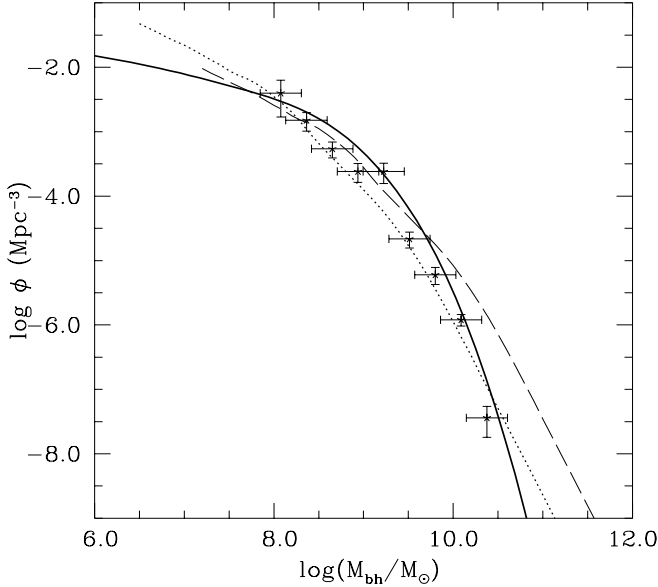


Figure 7. The MF of the relic BHs derived from the past activity of AGN with $\lambda = 1$ (the dotted line) and $\lambda = 0.2$ (the dashed line). Solid line and points are the same as in figure 5.

by M98, reported in figure 2. The agreement can also be found in the case of MF derived using the power law distribution claimed by M98. The match between OMF and AMF is obtained in this case assuming $\epsilon = 0.02$ and $\lambda = 0.07$. Let us stress that the assumption that L/L_{Edd} is so small also for high luminosity objects is in contradiction with observations (see e.g. Padovani 1989).

An obvious additional possibility is that the mass accreted during bright phases showing up directly in the optical counts or in the integrated HXRb is only a small fraction of the total mass of the BHs, most of the mass being accreted in a phase silent in the optical and in the X-ray bands. If the latter phase occurred before the bright one, the problem of BH formation at early time would become more intricate. If the silent phase is postponed, then obscuration is required. Alternatively, the mass accumulated in BHs could be the result of ADAFs lasting for a Hubble time and possible responsible of the production of the HXRb (Henhaelt et al. 1998). On the other hand, the additional match with RMF would require a $\log P - \log M_{BH}$ relationship with a slope rather different from that suggested by the data, as discussed in section 3.

While the above results are almost insensitive to q_o , the dependence on H_o is quite interesting. As mentioned above, the overall mass density ρ_{BH} does not depend on H_o , while the AMF of the remnants slightly does (see. fig. 6). On the other hand, the estimates based on radio and optical local LFs strongly depend on H_o . Since the luminosity density of the spheroids $\rho_{sph}(L) \propto h$ and $M/L \propto h$, then the total mass density in spheroids $\rho_{sph}(M) \propto h^2$. However, the ratio $x = M_{BH}/M_{sph}$ is independent on the distance scale and, as a consequence, the mass density in dormant BHs $\rho_{BH} \propto h^2$, when computed from the local luminosity functions.

With the present uncertainties in the derivation of the mass functions it is not possible to discriminate among different values of the Hubble constant. In order to counterbal-

ance the decrease of the total mass density due to the change from $H_o = 70$ to $H_o = 50$, the average ratio M_{BH}/M_{sph} must be increased. The match between OMF and AMF is obtained with $\log x_o = -2.35$ and $\sigma = 0.3$ in equation 2. This corresponds to $\langle x \rangle \simeq 6 \times 10^{-3}$, a factor of 2 larger than current best estimates. The agreement with the RMF is obtained assuming $\log P_{core}^{5GHz} \simeq 19.2 + 2.0 \log(M_{BH}/10^8)$.

In the next future the amount of spectroscopic and photometric data of very high resolution will significantly increase the statistics and the distribution function of the ratio x will be determined with high precision. High resolution observations of radio quiet core of non active galaxies will soon be available. AXAF and XMM will detect individual sources in the 2-14 keV band down to low fluxes, largely removing the uncertainty in the total mass density and MF of the AGN producing the HXRb. At that time the possibility of balancing changes of the distance scale acting on some parameters will be interestingly restricted.

4 DISCUSSION AND CONCLUSIONS

Though exploratory, this study illustrates the great potentiality of searches of MDO masses in nearby galaxies and investigations devoted to establish the LF and the characteristics of the nuclear radio emission in non active galaxies with significant spheroidal component. We have shown that AGN LFs and evolution can be exploited to determine the MF of the dormant BHs. Confrontation of the MFs of the MDOs to that of relic BHs is extremely informative and may constrain the history of the galaxy nuclear activity in the Universe.

While a large number of parameters enter in the above discussion, nevertheless we have shown that significant constraints come from the available data. The mass function of the spheroids is rather robust, despite of some uncertainties on the fraction L_{sph}/L_{tot} as function of galactic type. The step from the MF of the spheroids to the MF of MDOs is complex. The distributions of the ratio $x = M_{bh}/M_{sph}$ found by M98 and by other authors (vdM98, H98) are different both in the mean as well in the scatter. However the analysis of a sample of 30 galaxies with at least two independent estimates of the mass of their MDOs suggests that the distribution of the ratios x are well represented by a Gaussian in the logarithm with $\langle \log x \rangle = -2.6$ and $\sigma = 0.3$ and, as a consequence, $\langle x \rangle = 3 \times 10^{-3}$. This mass function can be compared with the mass function derived by using also radio observations. The dependence of the nuclear radio power on MDO mass in radio-quiet galaxies is $P_{core} \propto M_{MDO}^{2.2}$, within the range predicted by general theoretical arguments. Using this relationship together with the radio LF of galaxy cores, we obtained a MF which closely follows that estimated using only optical data.

Nice agreement can be found between the mass functions derived from investigations on MDOs resident in local galaxies and the mass function of the BHs inferred from the past activity of AGN under very simple and sound hypotheses: *i)* the nuclear activity is a single short event; *ii)* the spectra of the AGN do not much depend on the redshift; *iii)* the mass-radiation conversion efficiency of accretion $\epsilon \simeq 0.1$; *iv)* the HXRb is produced by absorbed AGN in the context of the unified scheme; *v)* $\lambda = L/L_E$ is an increasing function

of the luminosity. The last hypothesis is strongly supported by observational findings (see e.g. Padovani 1989). Recurrency or supply-limited accretion at low luminosities may explain this result.

The activity patterns have been investigated by several authors (e.g. Cavaliere and Padovani 1988; Small and Blandford 1992; Haehnelt and Rees 1993; Cavaliere and Vittorini 1998). In particular Cavaliere and Vittorini (1998) and Cavaliere et al (1998) propose that formation at early times are governed by hierarchically growing environment, while at later times the fall in the average luminosity is related to intermittent accretion governed by galaxy-galaxy interactions. Their prediction of the local MF of local quiescent BHs is reported in figure 8. As it is apparent, the prediction of Cavaliere and Vittorini (1998) is below our estimates of the MF in the mass range $10^7 \lesssim M_{BH} \lesssim 10^9 M_{\odot}$. The difference may be ascribed to the fact that BHs in spirals are not included in the budget by Cavaliere & Vittorini (1998). Actually their total mass density is $\rho_{BH} \simeq 3.2 \times 10^5 M_{\odot} \text{Mpc}^{-3}$, possibly not sufficient for the accretion related to the HXRb production. Thus recurrent accretion may be compatible with the available data.

The inclusion, in the budget of local BH mass density, of a mass connected with the activity producing the HXRb is mandatory, independently of the specific model one adopts for the HXRb. In fact the optically selected objects, on which previous estimates have been based, are contributing only a minor fraction $\lesssim 20\%$ of the HXRb. However, the differences in the local BH mass density can be very large according to the model of the HXRb we adopt. For instance, if ADAFs yield the HXRb (Haehnelt et al 1998), then the mass density in BH can be as large as that inferred from original results of M98 and the mass distribution will be extremely different from that presented here for the case of the absorbed AGN. On the other hand at the light of new data on type 2 hard X-ray emission (Fiore 1998), these objects are responsible for the emission of at least 20 % of the HXRb. Because there are many evidences supporting unified models, it is quite natural to assume that type 2 AGN are the main contributors of the HXRb.

In conclusion, our analysis supports the scenario according to which the nuclear activity is a single short event, during which the ratio of the bolometric to the Eddington $\lambda = L/L_{Edd}$ increases from $\lambda \sim 0.1$ for $L_{bol} \sim 10^{44} \text{ erg sec}^{-1}$, to $\lambda \sim 1$ for $L_{bol} \gtrsim 10^{48} \text{ erg sec}^{-1}$ in keeping with independent studies (see e.g. Padovani 1989). This may suggest some recurrency occurring in low luminosity objects and/or that in those objects in which the accretion flows are supply-limited and cannot sustain Eddington luminosities.

In our framework type 2 AGN of small and moderate mass are responsible for most of the HXRb. These objects can reside in early type galaxies but also in spirals with still significant spheroidal component (Sa/Sb). On the other hand bright objects such as QSOs at significant redshift should be hosted preferentially by E/S0 galaxies (or by their precursors). All this facts add complexity to the problem of the AGN evolution. Not only coordination is required to mimic the luminosity evolution which well represents the data, but also a kind of coordination is required to pass from the high luminosity, high redshift optically selected AGN, preferentially hosted in E/S0 galaxies, to the low luminosity

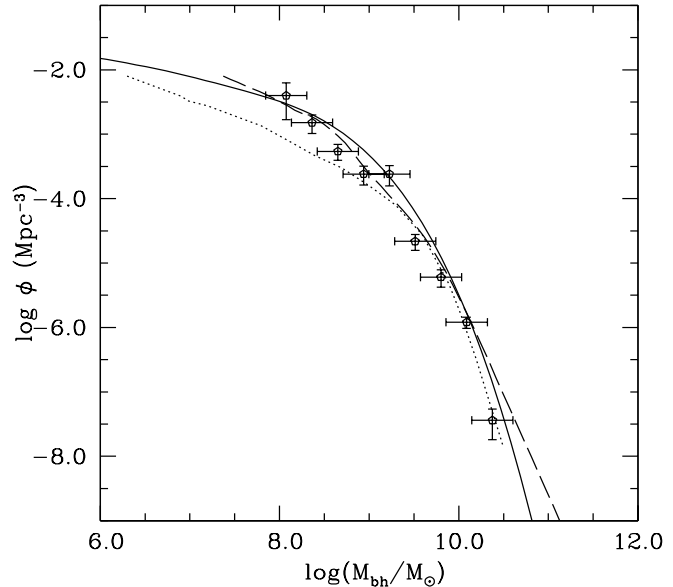


Figure 8. The MF of the relic BHs derived from the past activity of AGN under assumption: $\lambda = 10^{0.2(10 \log L - 49)}$ (dashed line). The dotted line is the MF of the relic BHs as predicted by Cavaliere and Vittorini (1998). Solid line and points are the same as in figure 5.

objects hosted preferentially in Sa/Sb galaxies. The discussion of these aspects in relation with the problem of BH formation will be presented in a subsequent paper (Monaco et al 1998).

5 ACKNOWLEDGMENTS

We thank A. Cavaliere, F. La Franca and G. Fasano for helpful comments and J. Magorrian for an insightful and clarifying discussion.

REFERENCES

- Abramowicz M., Czerny B., Lasota J.P., Szuszkiewicz E., 1988, ApJ 332, 646
- Antonucci R., 1993, ARA&A, 31, 473
- Begelman, M.C., 1978, MNRAS, 184, 53
- Binney J., Mamon G.A., 1982, MNRAS, 200, 361
- Boyle B.J., Shanks T., Peterson B.A., 1988, MNRAS, 232, 431
- Boyle B.J., Jones L.R., Shanks T., Marano B., Zitelli V., Zamorani G., 1991, in The Space Distribution of Quasars, ed. Crampton D., Astron. Soc. Pac. Conf. Ser. 21, 191
- Cavaliere A., Padovani P., 1988, ApJ, L33
- Cavaliere A., Vittorini V., 1998, in The Young Universe; Galaxy Formation and Evolution at Intermediate and High Redshift, eds. S. D'Odorico, A. Fontana, E. Giallongo, Astron. Soc. Pac. Conf. Ser. 146, 26
- Cavaliere et al 1998
- Chokshi A., Turner E.L., 1992, MNRAS, 259, 421

- Celotti A., Fabian A.C., Ghisellini G., Madau P., 1995, MNRAS, 277, 1169
- Comastri A., Setti G., Zamorani G., Hasinger G., 1995, A&A, 296, 1
- Di Matteo T., Fabian A.C., Rees M.J., Carilli C.L., Ivinson R.J., 1998, astro-ph/9807245
- Efstathiou G., Ellis R.S., Peterson B.A., 1988, MNRAS, 232, 431
- Elvis M., Wilkes B.J., McDowell J.C., Green R.F., Bechtold J., Willner S.P., Oey M.S., Polomski E., Cutri R., 1994, ApJS, 95, 68
- Faber S.M., Tremaine S., Ajhar E.A., Byun Yong-Ik, Dressler A., Gebhardt K., Grillmair C., Kormendy J., Lauer T.R., Richstone D., 1997, , 114, 1771
- Fiore et al 1998, Nature, submitted
- Ford H. C., Tsvetanov Z.I., Ferrarese L., Jaffe W., 1997, preprint astro-ph 9711299, in Proceedings IAU Symposium 186, Kyoto, August 1997, D.B. Sanders, J. Barnes, eds., Kluwer Academic Pub.
- Franceschini A., Vercellone S., Fabian A.C., 1998, preprint astro-ph 9801129
- Geller M. J., Kurtz M.J., Wegner G., Thorstensen J.R., Fabricant D.G., Marzke R.O., Huchra J.P., Schild R.E., Falco E.E., 1997, , 114, 2205
- Granato G.L., Danese L., Franceschini A., 1997, ApJ, 486
- Haehnelt M.G., Rees M.J., 1993, MNRAS, 263, 168
- Hasinger G., 1998, Astr. Nachtr., 319, Astroph. 9712342
- Heyl J., Colless M., Ellis R.S., Broadhurst T., 1997, MNRAS, 285, 613
- Ho L.C., 1998, preprint astro-ph 9803307, in Observational Evidence for Black Holes in the Universe, ed. S.K. Chakrabarti, Kluwer Academic Pub.
- Kent S.M., 1985, ApJ Suppl., 59, 115
- Kodaira, K., Watanabe, M., Okamura S., 1986, ApJ Suppl., 62, 703
- Kormendy J., 1993, in The Nearest Active Galaxies, eds. J. Beckman, L. Colina, & H. Netzer (CSIC Press, Madrid), 197
- Kormendy J., Richstone D., 1995, ARA&A, 33, 581
- LaValley M., Isobbe, T., Feigelson E.D., 1992, BAAS, 24, 839
- Loveday J., Peterson B.A., Efstathiou G., Maddox S.J., 1992, ApJ, 390, 338
- Magorrian J., Tremaine S., Richstone D., Bender R., Bower G., Dressler A., Faber S.M., Gebhardt K., Green R., Grillmair C., Kormendy J., Lauer T.R., 1998, , 115, 2285
- Mahadevan R., 1997, ApJ, 605
- Marzke R.O., Geller M.J., Huchra J.P., Corwin H.G., 1994, , 108, 437
- Marzke R.O., Nicolaci da Costa L., Pellegrini P.S., Willmer C.N.A., Geller M.J., preprint astro-ph 9805218
- Narayan R., Yi I., 1995a, ApJ, 444, 231
- Narayan R., Yi I., 1995b, ApJ, 452, 710
- Padovani P., 1989, A & A, 209, 27
- Pei Y.C., 1995, ApJ, 438, 623
- Persic M., Salucci P., 1995, ApJS, 99, 501
- Rees M.J., Begelman M.C., Blandford R.D., Phinney E.S., 1982, Nat., 295, 17
- Rees M.J., 1996, in Black Holes and Relativity, ed. R. Wald, Chandrasekhar Memorial Conference, Dec. Astroph 9701161
- Rees M.J., Fabian A.C., 1995, MNRAS, L55
- Sadler E.M., Jenkins C.R., Kotanyi C.G., 1989, MNRAS, 240, 591
- Sadler E.M., Slee O.B., Reynolds J.E., Roy A.L., 1995, MNRAS, 276, 1373
- Salucci P., 1998, submitted
- Schechter P.L., Dressler A., 1987, 94, 563
- Simien F., de Vaucouleurs G., 1986, ApJ, 302, 564
- Slee O.B., Sadler E.M., Reynolds J.E., Ekers R.D., 1994, MNRAS, 269, 928
- Small T. A. & Blanford A. D., 1992, MNRAS, 259, 725
- Soltan A., 1982, MNRAS, 200, 115
- van der Marel R.P., 1991, MNRAS, 253, 710
- van der Marel R.P., 1997, preprint astro-ph 9712076, in Proceedings IAU Symposium 186, Kyoto, August 1997, D.B. Sanders, J. Barnes, eds., Kluwer Academic Pub.
- van der Marel R.P., 1998, preprint astro-ph 9806365, submitted to ApJ.
- Wandel A., 1998, astro-ph/9808171
- Warren S.J., Hewett P.C., Osmer P.S., 1994, ApJ, 421, 412
- Wrobel J.M., 1991, AJ , 101, 127
- Wrobel J.M., Heeschen D.S., 1991, AJ , 101, 148
- Young P. 1980, ApJ, 242, 1232
- Zucca E., et al. , 1997, A&A, 326, 477