

## Letter to the Editor

# ORFEUS II echelle spectra: detection of H<sub>2</sub> absorption in SMC gas

P. Richter<sup>1</sup>, H. Widmann<sup>2</sup>, K.S. de Boer<sup>1</sup>, I. Appenzeller<sup>3</sup>, J. Barnstedt<sup>2</sup>, M. Gölz<sup>2</sup>, M. Grewing<sup>4</sup>, W. Gringel<sup>2</sup>, N. Kappellmann<sup>2</sup>, G. Krämer<sup>2</sup>, H. Mandel<sup>3</sup>, and K. Werner<sup>2</sup>

<sup>1</sup> Sternwarte, Universität Bonn, Auf dem Hügel 71, D-53121 Bonn, Germany

<sup>2</sup> Institut für Astronomie und Astrophysik, Abt. Astronomie, Universität Tübingen, Waldhäuserstr. 64, D-72076 Tübingen, Germany

<sup>3</sup> Landessternwarte Heidelberg, Königstuhl, D-69117 Heidelberg, Germany

<sup>4</sup> Institut de Radio Astronomie Millimétrique (IRAM), 300 Rue de la Piscine, F- 38406 Saint Martin d'Hères, France

Received 1 July 1998 / Accepted 10 Aug. 1998

**Abstract.** We present a study of H<sub>2</sub> in the SMC gas, based on Far UV spectroscopy in the line of sight to the SMC star HD 5980. 17 absorption lines from the Lyman band have been analysed. Our line of sight crosses two clouds within the SMC. We detect a cool molecular component near +120 km s<sup>-1</sup>, where the H<sub>2</sub> from the lowest 3 rotational states ( $J \leq 2$ ) is found. For this cloud we derive an excitation temperature of  $\approx 70$  K, probably the kinetic temperature of the gas. Another SMC component is visible at +160 km s<sup>-1</sup>. Here we find unblended H<sub>2</sub> absorption lines from levels  $5 \leq J \leq 7$ . For this component we obtain an equivalent excitation temperature of  $> 2350$  K and conclude that this cloud must be highly excited by strong UV radiation from its energetic environment.

**Key words:** Space Vehicles - ISM: molecules - Galaxies: ISM - Magellanic Clouds: SMC - Stars: individual: HD 5980 - Ultraviolet: ISM

## 1. Introduction

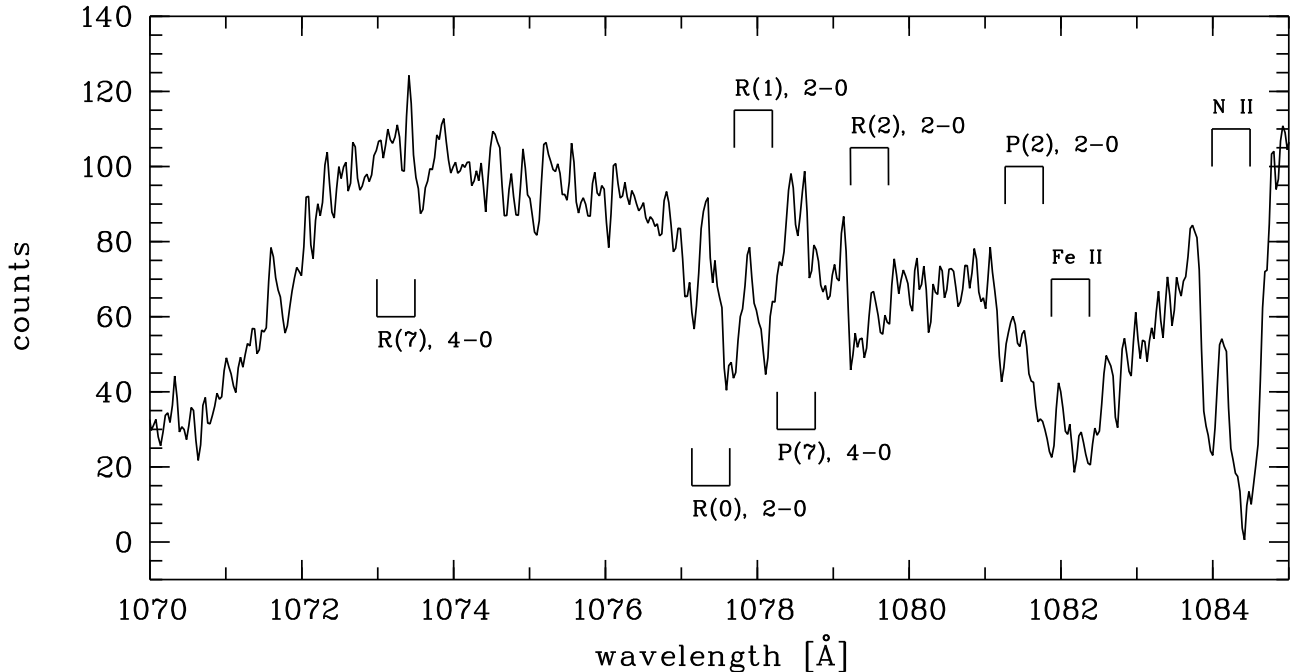
Investigations of interstellar molecular hydrogen only are possible in the near IR in emission and in the Far UV in absorption. The *Copernicus* has been the first satellite which was able to resolve UV absorption lines from galactic H<sub>2</sub> in the range of 900 to 1200 Å, and most of our knowledge about the physics of interstellar H<sub>2</sub> is based on studies with this instrument (Spitzer et al. 1974). In contrast to observations in the near IR, FUV spectroscopy offers the possibility to investigate also the cool component of the gas in which the H<sub>2</sub> molecule likely is the dominant constituent.

More than twenty years after the first results of the *Copernicus*, the *ORFEUS* FUV telescope allows the measurement of H<sub>2</sub> in all rotational states, not only in our own galaxy, but also in the interstellar matter of the two Magellanic Clouds. This is of great importance because of the lower metal content and different gas to dust ratio in the Magellanic Clouds (see Koornneef 1984). The *ORFEUS* 1m-telescope was launched for its

second mission in Nov./Dec. 1996 with the *ASTRO-SPAS* space shuttle platform (Krämer et al. 1990). Its two alternately operating spectrographs work in different wavelength ranges with different resolutions. The UCB spectrograph has a spectral resolution of  $\lambda/\Delta\lambda \sim 5 \cdot 10^3$  in a wavelength range from 300 to 1200 Å (Hurwitz et al. 1998). The echelle spectrograph operates between 912 and 1410 Å with a spectral resolution of  $\lambda/\Delta\lambda \leq 10^4$ . A detailed description of this instrument and its performance is given by Krämer et al. (1990) and Barnstedt et al. (1998).

Only one SMC target has been observed with the echelle during the *ORFEUS II* mission of Nov./Dec. 1996 : HD 5980. It is the brightest stellar object in the SMC, variable, and known for further extraordinary properties, as shown by Moffat et al. (1998). With its brightness and high temperature, as well as due to its relatively low extinction of  $E(B-V) = 0.07$  (Fitzpatrick & Savage 1983, hereafter FS83), HD 5980 provides us with a large UV flux and therefore is a good background source for the investigation of the SMC foreground gas along this line of sight. HD 5980 was also observed by *HUT* (Schulte-Ladbeck et al. 1995) but with a spectral resolution insufficient to resolve H<sub>2</sub>. The *IUE* spectrum of HD 5980 shows the main SMC absorption in radial velocity near +140 km s<sup>-1</sup> and one additional component at +300 km s<sup>-1</sup> (FS83). The *ORFEUS* spectrum, obtained when  $V \simeq 10.8$  mag, shows both these components, in particular also in O VI (Widmann et al. 1998). McGee & Newton (1986) showed the existence of neutral hydrogen in 21-cm emission at +123 km s<sup>-1</sup> and at +163 km s<sup>-1</sup>. We therefore expected to see H<sub>2</sub> belonging to the neutral SMC gas near those velocities, although due to the low extinction towards HD 5980 the H<sub>2</sub> absorption might be too weak and below our detection limit.

As shown by its near-IR emission, H<sub>2</sub> exists in the SMC (Koornneef & Israel 1985) as well as in the LMC (Israel & Koornneef 1991a, 1991b). The present paper, together with the detection of H<sub>2</sub> absorption profiles in the LMC (de Boer et al. 1998), presents the first studies of interstellar H<sub>2</sub> in the Magellanic Clouds via high resolution FUV spectroscopy.



**Fig. 1.** The detected H<sub>2</sub> lines in the displayed wavelength range of the *ORFEUS* spectrum of HD 5980 are identified. The spectrum covers H<sub>2</sub> absorption from the ground states as well from rotational states as high as  $J = 7$ . The vertical marks indicate the expected wavelength positions for zero radial velocity (galactic gas) and for  $150 \text{ km s}^{-1}$  (SMC gas). The spectral resolution is  $\simeq 30 \text{ km s}^{-1}$

## 2. Observations and data reduction

HD 5980 has been observed on 1+2 Dec. with a total observing time of 4800 s. After the main data reduction (see Barnstedt et al. 1998 for details) the individual echelle orders have been filtered by a wavelet algorithm (Fligge & Solanki 1997). Our spectrum shows a signal-to-noise ratio (S/N) of  $\simeq 25$  for wavelengths  $> 1000 \text{ \AA}$ ; in the range  $< 1000 \text{ \AA}$  the lower sensitivity leads to a much poorer S/N. The range below  $1000 \text{ \AA}$  is difficult to analyse, because the density of H<sub>2</sub> absorption lines is very high in that range. Nearly all H<sub>2</sub> lines are blended by other transitions and atomic lines and their components. In the spectral range between  $1000$  and  $1130 \text{ \AA}$  we found 17 reasonably clean H<sub>2</sub> absorption lines with absorption at SMC velocities. A portion of the spectrum of HD 5980 is shown in Fig. 1.

Some of the identified H<sub>2</sub> lines are plotted in the velocity scale (LSR) in Fig. 2. We detect absorption features from the lowest 8 rotational states. Our detection limit is  $W_\lambda \simeq 25 \text{ m\AA}$ . Inspecting Fig. 2 it is immediately clear that the H<sub>2</sub> lines of the low  $J$  levels have absorption near  $+120 \text{ km s}^{-1}$  and those of high  $J$  levels near  $+160 \text{ km s}^{-1}$ .

## 3. H<sub>2</sub> column densities for the SMC gas

The fact that we find H<sub>2</sub> absorption in the SMC at  $\simeq +120 \text{ km s}^{-1}$  and at  $\simeq +160 \text{ km s}^{-1}$ , while the atomic component is visible near  $+140 \text{ km s}^{-1}$  is an indicator for the complexity of the SMC gas along this line of sight. A detailed analysis of the

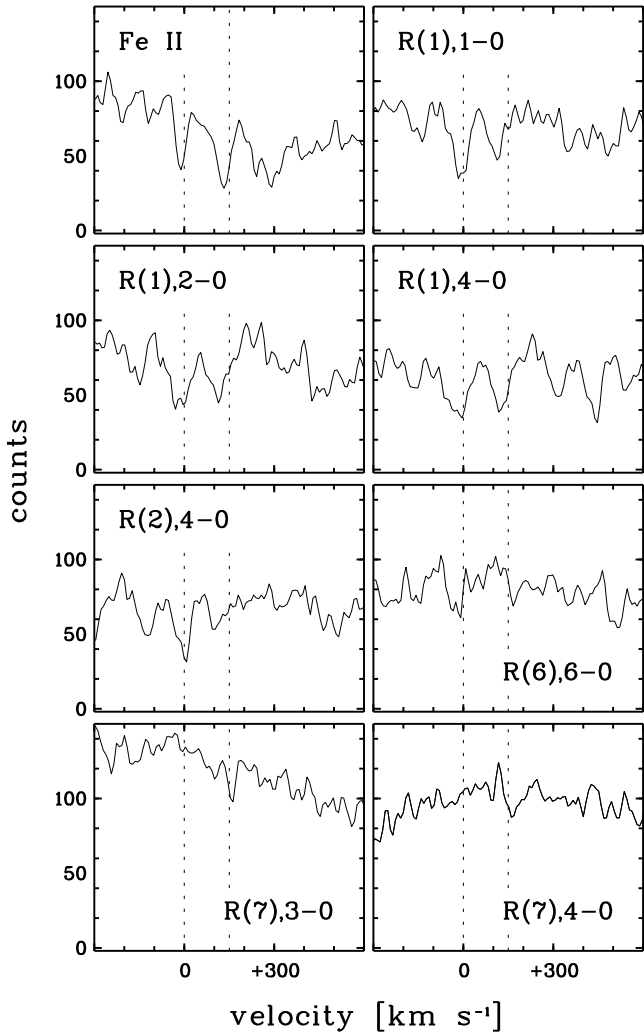
**Table 1.** H<sub>2</sub> column densities toward HD 5980

	Rotation level $J$	$\log N(J)^a$ [cm <sup>-2</sup> ]	$b$ -value [km s <sup>-1</sup> ]	Number of lines used
Cloud A	0	16.57	6	2
	1	15.90	6	4
	2	14.60	6	2
Cloud B	5	15.00	9	1
	6	14.39	9	2
	7	14.75	9	4

<sup>a</sup> for uncertainties see the error bars in Fig. 4

atomic lines in *IUE* spectra is given by FS83. For the further analysis of the H<sub>2</sub> absorption we call the SMC component at  $+120 \text{ km s}^{-1}$  *Cloud A* and the one at  $+160 \text{ km s}^{-1}$  *Cloud B*.

For  $J = 0, 1, 2$  only *Cloud A* shows strong H<sub>2</sub> lines; a contribution by *Cloud B* might be present very weakly, but its absorption lies in the wings of the *Cloud A* and therefore is not visible. For  $J = 3$  and  $4$  the *Cloud B* absorption becomes stronger and overlaps with the *Cloud A* component, so that with our spectral resolution of  $\simeq 30 \text{ km s}^{-1}$  the H<sub>2</sub> lines from both components combine to one single wider absorption feature. At this stage of data analysis we do not attempt to separate the two clouds from each other in these intermediate  $J$  level lines.

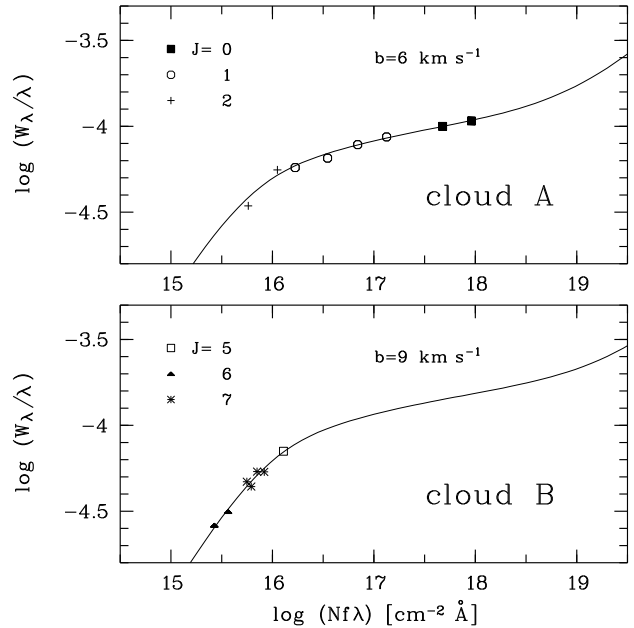


**Fig. 2.** A selection of H<sub>2</sub> lines has been plotted in the velocity scale. Galactic material absorbs at 0 km s<sup>-1</sup>. The SMC H<sub>2</sub> component for the lower rotational states ( $J \leq 3$ ) is visible near +120 km s<sup>-1</sup>, while the one for the higher states ( $5 \leq J \leq 7$ ) is present at +160 km s<sup>-1</sup>. The difference in the velocities indicates the presence of *two* SMC clouds in our line of sight. At the top the profile of Fe II at 1122.97 Å is presented showing absorption near +140 km s<sup>-1</sup>. The dotted lines indicate the velocities at 0 km s<sup>-1</sup> and 150 km s<sup>-1</sup> (LSR)

To derive H<sub>2</sub> column densities for the SMC gas we have to construct curves of growth for each cloud individually. For that we use the  $f$ -values from Morton & Dinerstein (1976).

For *Cloud A* we fitted 8 H<sub>2</sub> lines of  $J = 0, 1, 2$  to a curve of growth with a velocity dispersion of  $b = 5$  km s<sup>-1</sup>. The total column density for  $J \leq 2$  is  $N_A(\text{H}_2) = 4.6 \times 10^{16}$  cm<sup>-2</sup>.

In *Cloud B* at +160 km s<sup>-1</sup> we find H<sub>2</sub> absorption for the higher states  $J = 5, 6, 7$  only. The existence of absorption from such high states indicates that the gas in *Cloud B* is highly excited. The best fit for levels  $J = 5, 6, 7$  is given by a curve of growth with  $b = 9$  km s<sup>-1</sup>.



**Fig. 3.** The empirical curves of growth for two SMC clouds are shown. *Cloud A* is at  $\simeq +120$  km s<sup>-1</sup> and has no absorption from the higher rotational states, *Cloud B* is at  $\simeq +160$  km s<sup>-1</sup> and has only marginal absorption from the lower  $J$  states

Both fits to the curve of growth are shown in Fig. 3, the obtained column densities can be found in Table 1.

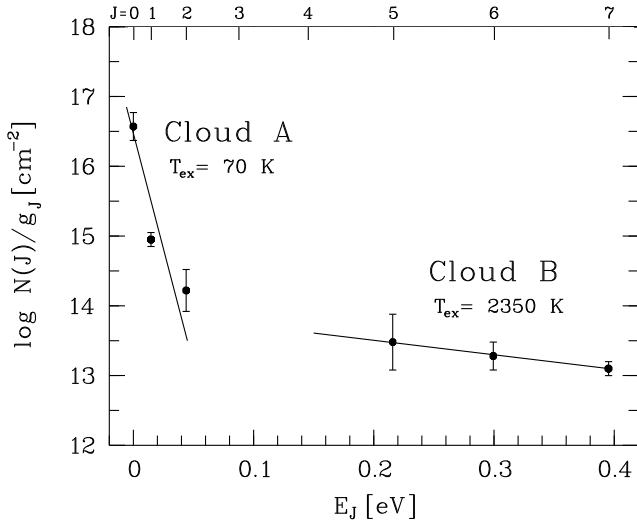
For *Cloud B* we estimate the total amount of H<sub>2</sub> by extrapolating the observed amount in the excited levels based on the equivalent excitation temperature (see Section 4). We so find  $N_B(\text{H}_2) = 4.8 \times 10^{15}$  cm<sup>-2</sup>. The 21-cm emission of the neutral hydrogen shows a strong component at +160 km s<sup>-1</sup> (McGee & Newton 1986).

#### 4. H<sub>2</sub> excitation state

Collisional excitation as well as the UV pumping are the processes responsible for the population of the molecules excited states (Spitzer & Zweibel 1974). A measure for the kinetic state of the the gas is the equivalent excitation temperature, which can be obtained by fitting the given population density by a Boltzmann distribution, as shown in Fig. 4. The column densities  $N(J)$  for both SMC clouds, divided by their statistical weight  $g_J$ , are plotted against the excitation energy  $E_J$ .

For *Cloud A* we derive an equivalent excitation temperature of  $\simeq 70$  K. That means that the 3 lowest rotational states of *Cloud A* are most likely collisionally excited, so that the derived temperature reflects the kinetic state of that gas.

The situation looks different for *Cloud B*, where the fit for  $5 \leq J \leq 7$  leads to an equivalent excitation temperature of  $\simeq 2350$  K. This temperature is not the kinetic temperature of the gas, but gives the population of the excitation states due to very strong UV pumping, likely caused by the high UV photon flux environment of the SMC gas at +160 km s<sup>-1</sup>.



**Fig. 4.** The H<sub>2</sub> column densities, divided by their statistical weight, are plotted against the excitation energy. For *Cloud A* we obtain an equivalent excitation temperature of  $\simeq 70$  K for  $J \leq 2$ , for *Cloud B* the states  $5 \leq J \leq 7$  fit to a temperature of  $\simeq 2350$  K. The derived temperatures are indicated by the solid lines. The errors shown are based on the uncertainties in the fits of the curves of growth

## 5. Interpretation

### 5.1. Cloud A

The excitation temperature for *Cloud A* is similar to values found in many studies of H<sub>2</sub> gas in the Milky Way (Spitzer et al. 1974). If we assume a galactic foreground reddening of  $E(B - V) = 0.02$  (McNamara & Feltz 1980), the reddening in the SMC gas is  $E(B - V) = 0.05$  for this line of sight. The fact that we find absorption by H<sub>2</sub> in the SMC gas toward a star with that low extinction underlines that the gas-to-dust ratio in the interstellar gas in the SMC is significantly higher than the Galactic value (FS83). Neutral hydrogen has been detected in 21-cm emission towards HD 5980 at  $+123 \text{ km s}^{-1}$  with a column density  $N(\text{H I}) \simeq 1.39 \times 10^{21} \text{ cm}^{-2}$  (McGee & Newton 1986). Since this velocity is the same as that of *Cloud A* and since *Cloud A* shows little UV pumping, it lies likely well in front of HD 5980. We thus can compare  $N(\text{H}_2)$  and  $N(\text{H I})$  and derive  $f = 2N(\text{H}_2)/[N(\text{H I}) + 2N(\text{H}_2)] = 6.6 \times 10^{-5}$  as the fraction of hydrogen nuclei in molecular form in the interstellar gas of this cloud. In view of the column density of  $N(\text{H I})$  at this velocity we place this cloud in the foreground of the SMC.

### 5.2. Cloud B

The equivalent excitation temperature of  $\simeq 2350$  K for *Cloud B* is the highest one ever seen in studies of H<sub>2</sub> absorption and indicates a strong UV radiation field in gas in the direct environment of *Cloud B*, probably from the target HD 5980 itself. However, given the high excitation state and the large  $N(\text{H I})$

from 21 cm at the same velocity, we suggest that the main H I emission comes from gas *behind* HD 5980 (see also FS83).

HD 5980 is the visually brightest hot luminous stellar member of the association NGC 346, exciting the large H II region N 66. The star was in the late 1980s of WNE+OB type with anomalously bright emission lines (Conti et al. 1989). HD 5980 is an eclipsing binary with a period of 19.3 days, composed of a WN star and an O star with interacting stellar winds. The star brightened slowly as of that time and the spectrum changed since then (see Moffat et al. 1998 for the details). During the ORFEUS measurements the star was of spectral type WN 7.

As shown in the *IUE* spectrum of HD 5980, absorption by C IV and Si IV occurs at velocities near  $+150 \text{ km s}^{-1}$ . FS83 conclude that the bulk of this highly ionized gas is formed by stellar photoionization of HD 5980. Since we detect H<sub>2</sub> near  $+160 \text{ km s}^{-1}$  in *Cloud B* it is reasonable to believe that the molecular gas belongs to the component found by FS83. The H<sub>2</sub> of *Cloud B* is highly influenced by the large UV flux of HD 5980 and of NGC 346 as a whole, and thus likely resides in the immediate surrounding of the star and the cluster.

## 6. Concluding remarks

The *ORFEUS* FUV spectrum of HD 5980 shows absorption by interstellar H<sub>2</sub> in the SMC. Two velocity components have been detected belonging to the SMC gas. H<sub>2</sub> gas at  $+120 \text{ km s}^{-1}$  is predominantly collisionally excited, as indicated by the lowest three rotational states. It is similar to galactic H<sub>2</sub> gas. H<sub>2</sub> gas seen at  $+160 \text{ km s}^{-1}$  is highly excited, probably due to UV pumping by the abundant UV photons from HD 5980 and NGC 346. These findings represent, together with the *ORFEUS* detection of H<sub>2</sub> in the LMC (de Boer et al. 1998), the first studies of H<sub>2</sub> in absorption in the Magellanic Clouds.

*Acknowledgements.* ORFEUS could only be realized with the support of all our German and American colleagues and collaborators. The ORFEUS project was supported by DARA grant WE3 OS 8501, WE2 QV 9304 and NASA grant NAG5-696. PR is supported by DARA grant 50 QV 9701 3

## References

- Barnstedt J., Kappelman N., Appenzeller I., et al., 1998, A&AS, subm.
- Conti P.S., Massey P., Garmany C.D., 1989, 341, 113
- de Boer K.S., Richter P., Bomans D.J., Heithausen A., Koornneef J., 1998, A&A Letter, submitted
- Fitzpatrick E.L., Savage B.D., 1983, ApJ 267, 93 (FS83)
- Fligge M., Solanki S.K., 1997, A&AS 124, 579
- Hurwitz M., Bowyer S., Bristaol R., 1998, ApJ 500, L 1
- Israel F.P., Koornneef J., 1991a, A&A 248, 404
- Israel F.P., Koornneef J., 1991b, A&A 250, 475
- Koornneef J., 1984, in IAU Symp.108, 'Structure and evolution of the Magellanic Clouds', eds S. van den Bergh & K.S. de Boer; Reidel, Dordrecht, p. 333
- Koornneef J., Israel F.P., 1985, ApJ 291, 156
- Krämer G., Barnstedt J., Eberhard N., et al., 1990, in 'Observatories in Earth Orbit and beyond'. ed. Y. Kondo, Kluwer, p. 177

- McGee R.X., Newton L.M., 1986, Proc. ASA, 6, p. 358  
McNamara D.H., Feltz K.A., 1980, PASP 92, 587  
Moffat A.F.J., Marchenko S.V., Bartzakos P., et al., 1998, ApJ 497,  
896  
Morton D.C., Dinerstein H.L., 1976, ApJ 204, 1  
Schulte-Ladbeck R.E., Hillier D.J., Herald J.E., 1995, ApJ 454, L 51  
Spitzer L., Zweibel E.G., 1974, ApJ 191, L 127  
Spitzer L., Cochran W.D., Hirschfeld A., 1974, ApJS 28, 373  
Widmann H., Richter P., de Boer K.S., et al., 1998, A&A Letter, sub-  
mitted