

A study of the solar neutrino survival probability

C. M. Bhat^a, P. C. Bhat^a, M. Paterno^b and H. B. Prosper^c

^a *Fermi National Accelerator Laboratory, P.O. Box 500, Batavia, IL 60510*

^b *Department of Physics and Astronomy, University of Rochester, Rochester, New York 14627*

^c *Department of Physics, Florida State University, Tallahassee, Florida 32306*

(September 9, 2018)

Abstract

We present a study of the recent solar neutrino data using a Bayesian approach. The survival probability for neutrinos as a function of the energy has been extracted by two independent methods. The results of our analysis, assuming that only ν_e are observed in the Super-Kamiokande experiment, show a distinct suppression of the survival probability at about 1 MeV, in good agreement with previous χ^2 -based analyses. When the detection of ν_μ by Super-Kamiokande is taken into account, assuming ν_e to ν_μ oscillations, we find a significant suppression in survival probability at about 8.5 MeV.

PACS numbers : 26.65.+t,13.15.+g

arXiv:astro-ph/9804252v1 24 Apr 1998

One of the most intriguing problems of the past two decades has been the observation of a deficit of neutrinos of solar origin as compared to the predictions of standard solar models [1–3]. Many attempts have been made to explain this discrepancy either as a consequence of astrophysical processes or new physics such as neutrino oscillations in vacuum [4] or in matter [5]. The astrophysical solutions have not been successful [6]. However, the solutions that invoke new physics provide excellent descriptions of the solar neutrino data (see, e.g., Ref. [7]). Should these hints of non-zero neutrino masses and mixing prove to be true they would be the first observation of physics beyond the standard model of particle physics. As such, these observations would represent a major breakthrough. It is therefore of the utmost importance to have a clear understanding of how the discrepancy and its uncertainties affect conclusions about the neutrino survival probability and the models used to explain the discrepancy.

The solar neutrino problem has been the subject of an enormous amount of work. Traditionally, the discrepancy has been analyzed using χ^2 methods [7–9]. This has led to a consensus about the general shape of the survival probability and about which models best fit the data. What is less well established is a clear quantitative understanding of the uncertainty in our knowledge of the neutrino survival probability as a function of the neutrino energy. This paper provides such an understanding and describes the method we have used to obtain it. We have adopted a Bayesian method which allows us to extract, in a rather direct way, the neutrino survival probability and its uncertainty without making any particular assumptions about the mechanism producing the deficit in the neutrino flux. (For an interesting example of the use of Bayesian methods in astrophysics see Ref. [10]).

In our analysis of the solar neutrino data we assume that the solar neutrino spectrum is that predicted by the standard solar models [1,2,11]. However, it is known that the spectrum is insensitive to the details of these models [12]. The experimental data are from Homestake (Cl) [13], SAGE (Ga) [14], GALLEX (Ga) [15] and Super-Kamiokande (H_2O) [16,17]. These results together with the predictions of the standard solar model of Bahcall and Pinsonneault [1] are shown in Table I. Our method of analysis does not require the imposition

of the solar luminosity constraint. In accordance with our minimalist approach we choose not to impose it.

Bayes' theorem,

$$P(H|D, I) = \frac{\mathcal{L}(D|H, I)P(H|I)}{\int_H \mathcal{L}(D|H, I)P(H|I)}, \quad (1)$$

gives a prescription for calculating the posterior probability $P(H|D, I)$ of an hypothesis H , given measured quantities D and prior information I ; \mathcal{L} is the likelihood function assigned to D and $P(H|I)$ is the prior probability assigned to H . The integration in the denominator is over all hypotheses of interest.

The solar neutrino rate S_i for the Chlorine and Gallium experiments is given by,

$$S_i = \sum_j \Phi_j \int_{E_{th_i}} \sigma_i(E_\nu) \phi_j(E_\nu) \mathcal{P}(E_\nu) dE_\nu, \quad (2)$$

where Φ_j is the total flux from neutrino source j , ϕ_j is the corresponding normalized neutrino energy spectrum, σ_i is the cross-section for the i th experiment, E_{th_i} is its threshold energy (see Table I) and $\mathcal{P}(E_\nu)$ is the neutrino survival probability.

For the Super-Kamiokande experiment we use the recently reported measurement of the electron recoil spectrum produced by the 8B neutrinos [17]. The spectrum spans the range 6.5 to 20 MeV in measured total electron energy, E_e . The expression for the event rate in Super-Kamiokande depends on what one assumes to be the cause of the electron neutrino (ν_e) deficit. If the ν_e deficit is caused by ν_e oscillations to $\nu_{\mu(\tau)}$ then one must take account of the fact that Super-Kamiokande is sensitive to (but does not distinguish between) all flavors of neutrino. On the other hand, if the ν_e disappear through a mechanism that does not result in other detectable particles, for example by oscillating into sterile neutrinos, then the measured rate is to be ascribed to the ν_e flux only. We shall consider both possibilities.

The *measured* electron recoil spectrum $N(T)$ is given by

$$\begin{aligned} N(T) = & N_0 \int_0^{T^{max}(E_\nu^{max})} dT' R(T|T') \\ & \times \int_{E_\nu^{min}(T')}^{E_\nu^{max}} dE_\nu \phi_B(E_\nu) [\mathcal{P}(E_\nu) \sigma_e(T', E_\nu) \\ & + (1 - \mathcal{P}(E_\nu)) \sigma_\mu(T', E_\nu)], \end{aligned} \quad (3)$$

TABLE I. Measured and predicted solar neutrino fluxes in units of SNU ($=10^{-36} \nu/\text{atom}/\text{sec}$). Kamiokande data are relative to the Bahcall and Pinsonneault¹ predictions. E_{th} is the threshold energy in each case.

Experiment	Detection	Flux Rates	
		Measured	Predicted
Homestake	$\nu_e + {}^{37}\text{Cl} \rightarrow e^- + {}^{37}\text{Ar}$ $E_{th}=0.814 \text{ MeV}$	$2.54 \pm 0.16 \pm 0.14$	9.30 ± 1.30
GALLEX	$\nu_e + {}^{71}\text{Ga} \rightarrow e^- + {}^{71}\text{Ge}$ $E_{th}=0.233 \text{ MeV}$	$76.2 \pm 6.5 \pm 5$	137 ± 8
SAGE	”	$73 \pm 8.5^{+5.2}_{-6.9}$	”
Super-Kamiokande	$\nu_e + e^- \rightarrow e^- + \nu_e$ $E_{th}=6.5 \text{ MeV}$	$2.44 \pm 0.06^{+0.25}_{-0.09}$	$6.62^{+0.93}_{-1.12}$

where $R(T|T')$ is the Super-Kamiokande resolution function (which can be approximated by a Gaussian with mean T' and standard deviation $1.5\sqrt{(T'/10\text{MeV})}$ [17]), $T = E_e - m_e$ and T' are the measured and true electron kinetic energies, respectively, with E_e and m_e the total electron energy and mass. The quantity ϕ_B is the normalized neutrino energy spectrum from the ${}^8\text{B}$ reaction and, σ_e and σ_μ are the ν_e and ν_μ differential electron scattering cross-sections [18], respectively. Given a neutrino energy E_ν the electron can assume a maximum kinetic energy of $T^{max}(E_\nu) = 2E_\nu^2/(2E_\nu + m_e)$, while the minimum neutrino energy for a fixed T' is given by $E_\nu^{min}(T') = [T' + \sqrt{(T'(T' + 2m_e))}]/2$; E_ν^{max} is the maximum neutrino energy, which we take to be 20 MeV. The constant N_0 is a normalization factor that depends on which units are used for the event rate.

In writing Eq. (3) we have assumed ν_e to ν_μ oscillations. If the measured flux is due to ν_e only the recoil spectrum is given by Eq. (3) with the term proportional to σ_μ omitted. The event rate S_i in the i th measured electron energy bin is simply $N(T)$ integrated over

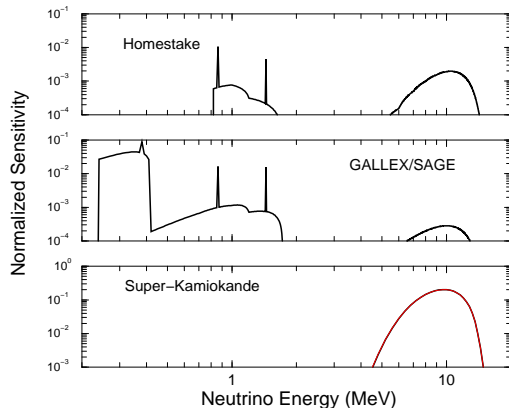


FIG. 1. Experimental sensitivity as a function of the neutrino energy.

that bin.

We note that each experiment is sensitive to different parts of the neutrino energy spectrum. This is evident from the (normalized) plots of $\sigma(E_\nu)\sum_j\Phi_j\phi_j(E_\nu)$ (this would be $\phi_B(E_\nu) \times \int_{6.5-m_e}^{20-m_e} dT \int_0^{T(E_\nu)} dT' R(T|T')\sigma_e(T', E_\nu)$ for Super-Kamiokande) shown in Fig. 1. We also note the existence of regions where the experimental sensitivity is essentially zero.

The likelihood function \mathcal{L} is assumed to be of Gaussian form,

$$\mathcal{L}(D|H, I) = \exp\left[-\frac{1}{2}(D - S)^T \Sigma^{-1}(D - S)\right] / 2\pi\sqrt{\det\Sigma}, \quad (4)$$

where $D \equiv (D_1, \dots, D_{18})$ represents the 18 data—2 rates from the radiochemical experiments plus 16 rates from the binned Super-Kamiokande electron recoil spectrum, Σ is the 18×18 error matrix for the experimental data and $S \equiv (S_1, \dots, S_{18})$ represents the predicted rates. The error matrix is deduced from the data given in Ref. [17]. We take the prior probability to be constant.

We extract the survival probability using two different methods: *binned* and *parametric*. In the *binned* method we divide the neutrino energy spectrum into 12 bins between 0.2 and 20 MeV, chosen so that the survival probability within each bin is approximately constant. With a minor algebraic manipulation of Eq. (2), the neutrino rates S_1 and S_2 for the Chlorine and Gallium experiments, respectively, reduce to a weighted sum of \mathcal{P}_k (the survival probability in bin k):

$$S_i \approx \sum_k \mathcal{P}_k \sum_j \Phi_j \int_{E_k}^{E_{k+1}} \sigma_i(E_\nu) \phi_j(E_\nu) dE_\nu \quad (5)$$

while for Super-Kamiokande, assuming ν_e to $\nu_{\mu(\tau)}$ oscillations, the neutrino rate is expressed as sum of the sixteen spectral values S_3 to S_{18} , each containing two terms: one with σ_μ and the second with the difference between σ_e and σ_μ (see Eq. (3)). If electron neutrinos are the only detectable particles then one gets a similar expression with the σ_μ terms omitted.

We now apply Bayes' theorem to compute the posterior probability $P(\mathcal{P}|D, I)$, that is, the probability of the hypothesis H that the set of parameters $\mathcal{P} \equiv (\mathcal{P}_1, \dots, \mathcal{P}_{12})$ have specified values. For the Gallium rate we use the weighted average of the SAGE and GALLEX results. The posterior probability $P(\mathcal{P}_k|D, I)$ for each \mathcal{P}_k is obtained by marginalizing (that is, integrating) $P(\mathcal{P}|D, I)$ over the remaining \mathcal{P}_k . The function $P(\mathcal{P}_k|D, I)$ provides a complete statement about how well the survival probability is known within the k th bin. However, a useful summary of $P(\mathcal{P}_k|D, I)$ is provided by its 68.3% and 90% central confidence intervals.

The results of such an analysis, assuming that the measured rate is produced by ν_e only, are shown in Fig. 2. We see that in the first two bins, that span the pp neutrino spectrum, the most probable value of the survival probability is close to unity. There is a marked suppression in the bin (0.8-1.5 MeV) that contains the main ${}^7\text{Be}$ line and a moderate suppression in the ${}^8\text{B}$ spectrum (bins spanning 6-12 MeV). These results agree with the χ^2 -based analyses [7,9]. But our result provides additional information: namely, the precision with which the survival probability is known—as a function of the neutrino energy, irrespective of the precise origin of the neutrino deficit. Moreover, since our binned method makes no assumption about the form of the survival probability it makes no unwarranted inferences. Where there is little experimental sensitivity (in the intervals 0.4-0.8 MeV and 1.5-4.5 MeV) our method infers correctly that little information can be extracted.

If, however, we assume oscillations into non-sterile neutrinos ($\nu_{\mu(\tau)}$) the inferred form of the survival probability changes. Figure 2 shows the extracted survival probability for such a case. Here, we see a marked suppression at a somewhat higher neutrino energy (*i.e.*, at

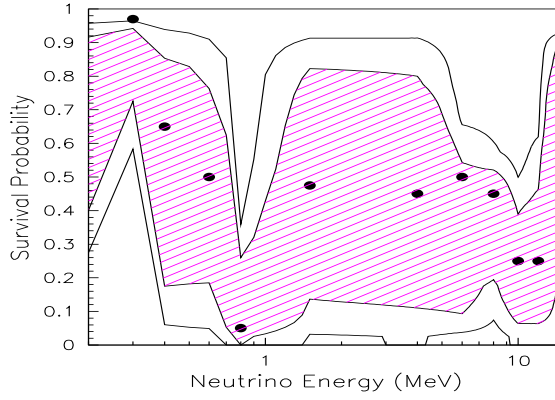


FIG. 2. Survival probability *vs* neutrino energy for the binned method assuming the neutrino flux consists of ν_e only. The 68.3% (shaded area) and 90% (solid line) central confidence (C.L.) intervals are also shown. The most probable survival probability in each bin is shown by a point.

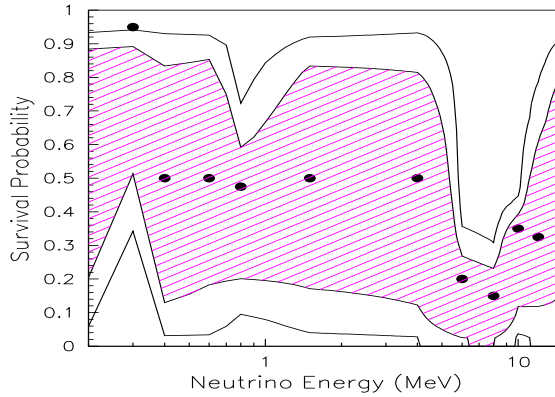


FIG. 3. Survival probability for binned method assuming ν_e to ν_μ oscillations. Other details are the same as in Fig. 2.

around 8.5 MeV).

In the parametric method we assume that the survival probability can be described by the function

$$\mathcal{P}(E_\nu|a) = \frac{\sum_{r=0}^7 a_{r+1} \cos(r\pi E_\nu/L_1)}{(1 + \exp[(E_\nu - L_1)/b])} + \sum_{r=8}^{11} a_r \cos((r-8)\pi E_\nu/L_2), \quad (6)$$

whose form is motivated by the conclusions of previous analyses [7–9,19], and the desire to

have a functional form linear in the parameters a , which are the ones to be estimated. The first term in Eq. (6) is designed to fit the rapidly varying part of the survival probability, which occurs near the origin (in the interval 0.0 to L_1 MeV), while the second term fits the more slowly varying portion. The parameters of the exponential are chosen so as to suppress the first term beyond L_1 MeV. Holding the parameters L_1 , L_2 and b fixed at 1.0, 15.0 and 0.1 MeV, respectively, we use Bayes' theorem to compute the posterior probability $P(a|D, I)$ for the parameters $a \equiv (a_1, \dots, a_{12})$. The data used are the same as those used for the binned method, but instead of a linear sum in \mathcal{P}_k we have a linear sum in the parameters a .

So far we have neglected the uncertainties in the flux predictions; however, because they are relatively large they should be included in a complete analysis [20]. The theoretical uncertainties can be incorporated in a straightforward manner by expanding the hypothesis space to include the fluxes $\Phi \equiv (\Phi_1, \dots)$ as parameters with an associated prior probability, $P(\Phi|I)$, that encodes the flux predictions and whatever correlations exist amongst them. For simplicity, however, we neglect these correlations. Our knowledge of the fluxes can be represented in the form of a multi-variate Gaussian prior probability

$$P(\Phi|I) = \exp[-\frac{1}{2}(\Phi - \Phi^0)^T \Sigma_\Phi^{-1}(\Phi - \Phi^0)] / 2\pi \sqrt{\det \Sigma_\Phi}, \quad (7)$$

where $\Phi^0 \equiv (\Phi_1^0, \dots, \Phi_8^0)$ is the vector of flux predictions and Σ_Φ is the corresponding error matrix. Since we have neglected correlations Σ_Φ is diagonal. The flux predictions used and their one sigma errors are taken from Ref. [21]. (We take conservatively the larger of the positive and negative errors.)

The posterior probability (using a constant prior probability for the parameters a) is now given by

$$P(a, \Phi|D, I) = \frac{\mathcal{L}(D|a, \Phi, I)P(\Phi|I)}{\int_{a, \Phi} \mathcal{L}(D|a, \Phi, I)P(\Phi|I)}, \quad (8)$$

which is then marginalized with respect to the fluxes Φ to obtain $P(a|D, I)$, whereupon we proceed as described above.

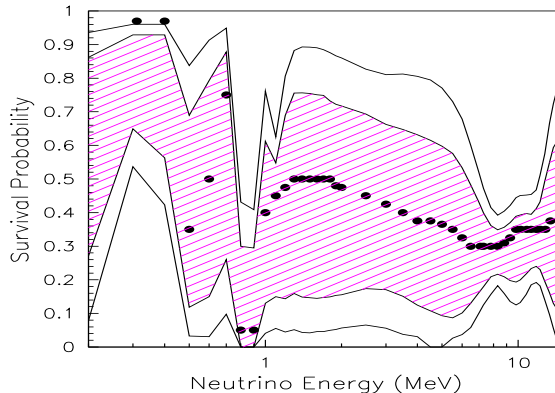


FIG. 4. Survival probability *vs* neutrino energy for the parametric method assuming the neutrino flux consists of ν_e only. All uncertainties are included. Other details are the same as in Fig. 2.

The survival probability is estimated using

$$P(E_\nu|D, I) = \int_{a, \Phi} \mathcal{P}(E_\nu|a) P(a, \Phi|D, I). \quad (9)$$

Figure 4 shows the survival probability and its uncertainty, which now includes both the experimental and theoretical errors. Again, the general form of the survival probability obtained, assuming the neutrinos detected consist of ν_e only, agrees with the inferences from previous analyses and our binned method. But again, unlike previous analyses we have detailed information about the survival probability and its uncertainties as a function of the neutrino energy. We note that the survival probability is most precisely determined at a neutrino energy of about 9 MeV and below 0.6 MeV, but rather less well determined between 1 - 6 MeV. One useful check of the reliability of both calculations is to set the measurements D equal to their predicted values and to verify that the extracted survival probability is unity in the energy ranges where data exist and is 0.5 with an error of ± 0.3 where there are no data. Both calculations have been verified successfully in this way. Figure 5 shows our results, for the survival probability, assuming oscillations into non-sterile neutrinos.

It is instructive to compare the uncertainties derived from the binned and parametric methods. We note the general agreement between the two methods in the energy regions

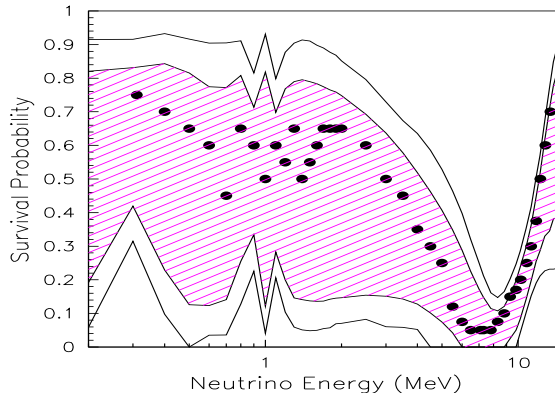


FIG. 5. Survival probability for parametric method assuming ν_e to ν_μ . Other details are the same as in Fig. 4.

with adequate experimental sensitivity. However, in the regions of negligible sensitivity the binned method leads to larger uncertainties than those inferred from the parametric method. What are we to make of this? It should be recognized that both inferences are correct, but under different assumptions. In the binned method the uncertainty in each bin is free to assume any value consistent with whatever experimental information is available for that bin. The uncertainties inferred from the binned method reflect what can be learned about the survival probability if one makes no assumption about its functional form. In the parametric method the uncertainties deduced reflect what can be learned if one assumes a particular functional form. The functional form imposes, necessarily, a specific interpolation over the insensitive regions. It is this presumed *a priori* knowledge, which compensates for our lack of experimental information about the survival probability in these regions, that reduces the inferred uncertainties relative those obtained with the binned method. To the degree that this knowledge is sound the inferred uncertainties in the insensitive regions may be trusted.

The method adopted here offers a systematic and well-founded way to estimate the relative probabilities of different models that seek to explain the solar neutrino deficit. We plan to provide such calculations in a longer paper.

In summary, we have used the most recent data and the most current standard solar

model predictions to extract the neutrino survival probability and its uncertainty as a function of the neutrino energy under two broad alternate assumptions: 1) the measured flux is comprised of ν_e only or 2) it is a mixture of non-sterile neutrinos ($\nu_{e,\mu,\tau}$) arising from ν_e oscillations. This we did using an elegant, general and systematic method based on Bayes' theorem. Under assumption 1), we find that the survival probability is most precisely determined around 0.3 MeV and has a value of 0.79 ± 0.14 (and 0.28 ± 0.07 at 8.3 MeV) with experimental and theoretical uncertainties included. However, the uncertainties elsewhere are considerably larger. This is especially true if one makes no assumption about the functional form of the survival probability. Our results suggest that the data could accommodate a wider range of models than hitherto have been considered. In particular, the fact that the MSW model provides a good description of the data is clearly a strong point in its favor; but it is at present not a decisive one. We therefore await eagerly further results from Super-Kamiokande and the first results from SNO [22].

ACKNOWLEDGMENTS

The authors would like to thank John Bahcall for providing the latest theoretical information used in the present analysis and for useful suggestions. We acknowledge the support of the U.S. Department of Energy and U.S. National Science Foundation. Fermi National Accelerator Laboratory is operated by the Universities Research Association, under contract with the U.S. Department of Energy.

REFERENCES

- [1] J. N. Bahcall and M. Pinsonneault, *Rev. Mod. Phys.* **67**, 781 (1995), and references therein. J. N. Bahcall (private communication 1996).
- [2] “Neutrino Astrophysics,” J. N. Bahcall, (Cambridge University Press, 1989); home page “<http://www.sns.ias.edu/~jnb/>.”
- [3] S. Turck-Chi eze and I. Lopes, *Astrophys. J.* **408**, 347 (1993).
- [4] V.N. Gribov and B.M. Pontecorvo, *Phys. Lett. B* **28**, 493 (1969); J.N. Bahcall and S.C. Frautschi, *Phys. Lett. B* **29**, 623 (1969); S.L. Glashow and L.M. Krauss, *Phys. Lett. B* **190**, 199 (1987).
- [5] L. Wolfenstein, *Phys. Rev. D* **17**, 2369 (1978); S.P. Mikheyev and A.Yu. Smirnov, *Sov. J. Nucl. Phys.* **42**, 913 (1986); *Nuovo Cimento C* **9**, 17 (1986).
- [6] J. N. Bahcall, *Astrophys. J.* **467**, 475 (1996).
- [7] N. Hata and P.Langacker, *Phys. Rev. D* **50**, 632 (1994), N. Hata and P.Langacker, *Phys. Rev. D* **56**, 6107 (1997).
- [8] Q. Y. Liu and S. T. Petcov, *Phys. Rev. D* **56**, 7392 (1997).
- [9] S. Parke, *Phys. Rev. Lett.* **74**, 839 (1995).
- [10] W. H. Press, “Unsolved Problems in Astrophysics,” Proceedings of Conference in Honor of John Bahcall, J.P. Ostriker, ed. (Princeton, Princeton University Press, 1996 [in press]).
- [11] J. N. Bahcall *et al.*, *Phys. Rev. C* **54**, 411 (1996).
- [12] J. N. Bahcall, “The Inconstant Sun,” 2nd Napoli Thinkshop on Physics and Astrophysics, Napoli, 18 March 1996, eds. G. Cauzzi and C. Marmolino, *Memorie Della Societ  Astronomica Italiana*, **68** N. 2, 1997, pp. 361-368.

- [13] Homestake Collaboration, K. Lande, in the 4th International Solar Neutrino Conference, Heidelberg, Germany, 1997, to appear in the Proceedings; B. T. Cleveland *et al.*, Nucl. Phys. B **38**, 37 (1995).
- [14] GALLEX Collaboration, P. Anselmann *et al.*, Phys. Lett. B **327**, 377 (1995); W. Hampel *et al.*, Phys. Lett. B **388**, 384 (1996).
- [15] SAGE Collaboration, in LP'97, International Symposium on Lepton Photon Interactions, Hamburg, Germany, 1997, to appear in Proceedings.
- [16] Y. Takeuchi, "The First Results from Super-Kamiokande", presented at Moriond, France, March 1997, to appear in the Proceedings; Nucl. Phys. B **38**, 54 (1995).
- [17] We have used the data given in Table II of the paper by G. L. Fogli *et al.*, <http://xxx.lanl.gov/hep-ph/9709473>.
- [18] J. N. Bahcall *et al.*, Phys. Rev. D **51**, 6146 (1995).
- [19] C.M. Bhat *et al.*, FERMILAB-Conf-96/302, to be published in *Proceedings of DPF 96 of American Physical Society*, Minneapolis, Minnesota, August 1996.
- [20] We have not included $\sim 10\%$ [2] uncertainties in the absorption cross sections for the experiments.
- [21] J. N. Bahcall and P. I. Krastev, Phys. Rev. D **53**, 4211 (1996).
- [22] A. B. McDonald, in *Proceedings of the 9th Lake Louise Winter Institute*, ed. A. Astbury *et al.* (World Scientific, 1994) p.1, and <http://snodaq.phy.queensu.ca/SNO/sno.html>.