



THE UNIVERSITY OF TOKYO
Research Center for the Early Universe

RESCEU-1/97
UTAP-248/97

Constraints on the fluctuation amplitude and density parameter from X-ray cluster number counts

Tetsu Kitayama¹ and Yasushi Suto^{1,2}

¹ Department of Physics, The University of Tokyo, Tokyo 113, Japan.

² Research Center For the Early Universe (RESCEU), School of Science,
The University of Tokyo, Tokyo 113, Japan.

e-mail: kitayama@utaphp2.phys.s.u-tokyo.ac.jp, suto@phys.s.u-tokyo.ac.jp

ABSTRACT

We derive constraints on the fluctuation amplitude σ_8 and the cosmological density parameter Ω_0 in cold dark matter (CDM) universes from the observed $\log N$ - $\log S$ relation of X-ray clusters. The 95 percent confidence limits on σ_8 in the CDM models with $n = 1$ and $h = 0.7$ are expressed as $(0.52 \pm 0.02)\Omega_0^{-0.35-0.90\Omega_0+0.76\Omega_0^2}$ ($\Omega_0 < 0.75$; $\lambda_0 = 1 - \Omega_0$) and $(0.52 \pm 0.02)\Omega_0^{-0.29-0.91\Omega_0+0.73\Omega_0^2}$ ($\Omega_0 < 0.65$; $\lambda_0 = 0$), where n is the primordial spectral index, and h and λ_0 are the dimensionless Hubble and cosmological constants. These limits are consistent with, but much stronger than, those from the X-ray temperature functions due to better statistical significance of the observed $\log N$ - $\log S$. In the case of $n = 1$ and $h = 0.7$, we find that the CDM models with $(\Omega_0, \lambda_0, \sigma_8) = (0.3, 0.7, 1)$ and $(0.45, 0, 0.8)$ simultaneously account for the cluster $\log N$ - $\log S$, X-ray temperature functions, and the *COBE* 4yr data. We also discuss several uncertainties which may change the limits on Ω_0 and σ_8 from the $\log N$ - $\log S$ relation.

Subject headings: cosmology: theory – dark matter – galaxies: clusters: general – X-rays: galaxies

submitted to The Astrophysical Journal (Letters)

1. Introduction

X-ray Temperature and luminosity functions (hereafter XTF and XLF) of galaxy clusters provide important information on cosmology for various reasons; physics of the X-ray emission from clusters of galaxies is well understood, and a phenomenological model describing the temperature and density of intracluster gas, e.g. isothermal β -model, is reasonably successful. The dynamical time-scale of typical clusters is only an order of magnitude smaller than the age of the universe, but is much shorter than its cooling time-scale (except at the central core). This implies that such clusters retain the cosmological conditions at the epoch of their formation without being affected appreciably by the subsequent physical processes. Furthermore, one has a theoretical formalism to compute mass functions of virialized objects (Press & Schechter 1976, hereafter PS) which can be applied to predicting the XTF and XLF in a variety of cosmological models under reasonable assumptions of cluster evolution.

This methodology is particularly useful in estimating the amplitude of the density fluctuations. For instance, White, Efstathiou & Frenk (1993) found that σ_8 , the rms linear fluctuation in the mass distribution on a scale $8h^{-1}\text{Mpc}$ (h is the Hubble constant H_0 in units of $100 \text{ km s}^{-1} \text{ Mpc}^{-1}$), is approximately given by $\sigma_8 \sim 0.57\Omega_0^{-0.56}$ in the cold dark matter (CDM) models with $\lambda_0 = 1 - \Omega_0$, where Ω_0 is the density parameter and λ_0 is the dimensionless cosmological constant. More recently, several authors discussed the constraints on Ω_0 and λ_0 from the evolution of XTF and XLF (Viana & Liddle 1996; Eke, Cole & Frenk 1996; Kitayama & Suto 1996a,b, hereafter Paper I and II).

Currently available XTF and XLF are, however, estimated from a small number of clusters (~ 20 , see Henry & Arnaud 1991) which range merely two orders of magnitude in luminosity, and hence the deduced constraints are statistically limited. On the contrary, the cluster number counts, $\log N\text{-}\log S$, from recent observations (e.g., Rosati et al. 1995; Ebeling et al. 1997) are constructed from a sample of hundreds of clusters and cover almost four orders of magnitude in flux. In the present *Letter*, we will show that the cluster number counts can provide much stronger constraints on σ_8 and Ω_0 than XTF.

The anisotropies in the microwave background detected by *COBE* offer another independent way of estimating the fluctuation amplitude. The resulting estimate of σ_8 is, however, very sensitive to the value of the spectral index n of the primordial fluctuation spectrum as well as Ω_0 and λ_0 , because the scale probed by *COBE* ($\sim 1\text{Gpc}$) is about two orders of magnitude larger than $8h^{-1}\text{Mpc}$. On the other hand, σ_8 from the cluster abundance is fairly insensitive to the assumed value of n because clusters are more directly related to the density fluctuations around $10h^{-1}\text{Mpc}$. These two methods are, therefore, complementary in constraining cosmological models. In this *Letter*, we adopt $n = 1$ for definiteness and derive limits on σ_8 and Ω_0 in $\lambda_0 = 1 - \Omega_0$ and $\lambda_0 = 0$ CDM universes from the cluster $\log N\text{-}\log S$.

2. Theoretical prediction of the cluster number counts

We compute the number of clusters observed per unit solid angle with flux greater than S by

$$N(> S) = \int_0^\infty dz d_A^2(z) c \left| \frac{dt}{dz} \right| \int_S^\infty dS_0 (1+z)^3 n_M(M, z) \frac{dM}{dT} \frac{dT}{dL_{\text{band}}} \frac{dL_{\text{band}}}{dS_0}, \quad (1)$$

where c is the speed of light, t is the cosmic time, d_A is the angular diameter distance, and $n_M(M, z)dM$ is the comoving number density of virialized clusters of mass $M \sim M + dM$ at redshift z . We primarily use the standard PS theory to calculate $n_M(M, z)$, assuming that the formation epoch z_f of each cluster is equal to the epoch z at which we observe it (the case of $z_f \neq z$ is discussed in the next section). Given the observed flux S_0 and the redshift z of a cluster, we evaluate its luminosity L_{band} , temperature T , and mass M in the following manner.

If the observed flux S_0 in equation (1) is given in a band $[E_a, E_b]$, the source luminosity L_{band} at z in the corresponding band $[E_a(1+z), E_b(1+z)]$ is written as

$$L_{\text{band}}[E_a(1+z), E_b(1+z)] = 4\pi d_L^2(z) S_0[E_a, E_b], \quad (2)$$

where d_L is the luminosity distance. We then solve the following equations iteratively to obtain T :

$$L_{\text{bol}} = 7.4 \times 10^{43} h^{-2} (T/4\text{keV})^\alpha \text{ erg sec}^{-1} \quad (3)$$

(David et al. 1993), and

$$L_{\text{band}}[E_a(1+z), E_b(1+z)] = L_{\text{bol}} \times f[T, E_a(1+z), E_b(1+z)], \quad (4)$$

where f is the band correction factor to translate the bolometric luminosity L_{bol} into L_{band} . In computing f , we take account of metal line emissions (Masai 1984) in addition to the thermal bremsstrahlung; the former makes significant contribution to the soft band luminosity especially at low temperature and is important for the present study ($E_a = 0.5\text{keV}$, $E_b = 2.0\text{keV}$). Finally, T is related to the mass M by

$$kT = \gamma \frac{\mu m_p G M}{3r_{\text{vir}}}, \quad (5)$$

where k is the Boltzmann constant, G is the gravitational constant, m_p is the proton mass, μ is the mean molecular weight (we adopt $\mu = 0.59$ throughout this *Letter*). We calculate the virial radius $r_{\text{vir}}(M, z)$ using the formulae for the spherical collapse model given in Paper II. The above methodology can be used to predict XTF and XLF as well.

The above procedure has two parameters, α and γ . For the $L - T$ relation (3), we adopt as our canonical choice $\alpha = 3.4$ following David et al. (1993), and also examine the cases with $\alpha = 2.7$ and 4.0 allowing for the observed scatters (e.g., Edge & Stewart 1991). While the relation (3) is obtained from the sample of clusters with $3 \lesssim T \lesssim 10\text{keV}$, we extrapolate it to below 3 keV . We assume that the empirical relation (3) remains true at $z > 0$ as indicated by recent observations

(Henry, Jiao & Gioia 1994; Ebeling et al. 1996). Separately, we also consider the theoretical $L - T$ relation (Paper II) which yields $L_{\text{bol}} \propto T^2(1+z)^{3/2}$, for instance, in the $\Omega_0 = 1$ model.

As to the $T - M$ relation (5), the value of γ should depend on the density profile of clusters as well as the ratio of galaxy kinetic energy to gas thermal energy. Previous authors adopt values ranging from 1 to 1.5; $\gamma = 1$ (Paper I and II), $\gamma = 1.1$ (Viana & Liddle 1996), and $\gamma = 1.5$ (Eke et al. 1996). We confirm that the observed sample is roughly consistent with this range (Edge & Stewart 1991; Squires et al. 1996). Hereafter, unless otherwise stated, we adopt $\gamma = 1.2$ on the basis of the results of gas dynamical simulations by White et al. (1993).

Figure 1(a) shows our predictions of the cluster $\log N - \log S$ in various CDM models (lines indicate those normalized according to the *COBE* 4 yr data by Bunn & White 1997), together with the observations from the *ROSAT* Deep Cluster Survey (RDCS, Rosati & Della Ceca 1997) and the *ROSAT* All-Sky Survey (RASS, Ebeling et al. 1997). Throughout the analysis, we have corrected the $\log N - \log S$ data of Rosati & Della Ceca (1997) for the systematic uncertainties due to incompleteness in cluster identification and flux determination in addition to the statistical errors (Rosati, private communication). The predicted $\log N - \log S$ is highly sensitive to the value of σ_8 . Among the *COBE* normalized models presented in this figure, the low density model with $(\Omega_0, \lambda_0, h, \sigma_8) = (0.3, 0.7, 0.7, 1)$ agrees quite remarkably with the observed $\log N - \log S$ over almost four orders of magnitude in flux, while the standard CDM model with $(1, 0, 0.5, 1.2)$ significantly overproduces the number of clusters. Figure 1(b) exhibits how the predicted $\log N - \log S$ depends on different choices of empirical $L - T$ and $T - M$ relations; varying α mainly changes the slope of the predicted $\log N - \log S$, while different values of γ effect the amplitude as well.

3. Constraints on Ω_0 and σ_8 in CDM models

Figure 2 summarizes the constraints on σ_8 and Ω_0 from cluster $\log N - \log S$, XTF and *COBE* 4 year results (Bunn & White 1997) in CDM universes with $h = 0.7$ and our standard cluster model ($\alpha = 3.4$, $\gamma = 1.2$). We perform χ^2 tests using the $\log N - \log S$ data points at $S[0.5-2.0 \text{ keV}] = 4 \times 10^{-14}$, 1.2×10^{-13} and $3 \times 10^{-13} \text{ erg/cm}^2/\text{s}$ from Rosati & Della Ceca (1997), 2×10^{-12} , 1×10^{-11} and $6 \times 10^{-11} \text{ erg/cm}^2/\text{s}$ from Ebeling et al. (1997), and the XTF data points at $T = 3, 4.2, 6.2 \text{ keV}$ from Henry & Arnaud (1991) and Eke et al. (1996). Figure 2 indicates that constraints from the cluster $\log N - \log S$ are consistent with, but much stronger than, those from the XTF, because the observed $\log N - \log S$ has smaller error bars than the XTF and covers wider dynamic range. Our 2σ (95%) confidence limits from cluster $\log N - \log S$ are well fitted by

$$\sigma_8 = (0.52 \pm 0.02) \times \begin{cases} \Omega_0^{-0.35-0.90\Omega_0+0.76\Omega_0^2} & (\Omega_0 < 0.75; \lambda_0 = 1 - \Omega_0), \\ \Omega_0^{-0.29-0.91\Omega_0+0.73\Omega_0^2} & ((\Omega_0 < 0.65; \lambda_0 = 0)). \end{cases} \quad (6)$$

The $\Omega_0 = 1$ CDM model with $h = 0.7$, $\alpha = 3.4$ and $\gamma = 1.2$ is in conflict with the observed $\log N - \log S$ at the 3σ (99.7%) level. Observed cluster abundance and *COBE* normalization are

shown to be satisfied simultaneously by the CDM model with $(\Omega_0, \lambda_0, \sigma_8) = (0.3, 0.7, 1)$ and $(0.45, 0, 0.8)$ in the case of $h = 0.7$.

Figure 3 shows the robustness of the above results against our model assumptions in the $\lambda_0 = 1 - \Omega_0$ models (the $\lambda_0 = 0$ models exhibit very similar tendency). In panel (d) we calculate the number of virialized clusters applying the formalism of Lacey & Cole (1996; hereafter LC) instead of the standard PS theory. This model predicts the mass function of clusters with explicitly taking account of their formation epochs z_f and the subsequent evolution. The temperature evolution is assumed to be proportional to $(1+z)^{-s}$ after z_f (see Paper II for details). Figure 3 indicates that the best-fit relation (eq. [6]) is robust against α and h , with the allowed upper limit of Ω_0 becoming larger for greater α or smaller h . Different values of γ and s would simply shift the amplitude σ_8 by $\sim \pm 20\%$. Note that the changes in γ and s also shift the XTF contours in a similar manner, and the constraints from the $\log N$ - $\log S$ and XTF remain consistent with each other.

Cluster number counts can be also used to put limits on the $L - T$ relation. Figures 1 and 2 (a) indicate that the $\log N$ - $\log S$ and XTF contours are in agreement with each other at the 1σ level for $\alpha = 2.7 \sim 4$, while they become inconsistent if one adopts the theoretical $L - T$ relation. This reflects the fact that the predicted $\log N$ - $\log S$ is sensitive, especially at the faint end, to the adopted $L - T$ relation (Fig. 1). Therefore, with more accurate determination of the $\log N$ - $\log S$ at low fluxes and of the XTF by the future observations, one will be able to constrain the $L - T$ relation more tightly.

4. Conclusions

We have discussed constraints on σ_8 and Ω_0 from the observed $\log N$ - $\log S$ relation of X-ray clusters in CDM universes. Although we have mainly considered CDM models with $n = 1$ and $h = 0.7$, our procedure can be easily extended to other cosmological models. The observed $\log N$ - $\log S$ data with better statistical significance put more stringent limits on the parameters than the previous estimates based on the XTF and XLF. Since the $\log N$ - $\log S$ at low fluxes is sensitive to the underlying $L - T$ relation, one may probe this relation using the improved data of the $\log N$ - $\log S$ and XTF which will become available in the near future.

Constraints on the density fluctuation spectrum from the abundance of galaxy clusters are in fact complementary to those from other observations, such as the cosmic microwave background radiation (Bunn & White 1997) and the galaxy correlation functions (Peacock 1996). Our $\log N$ - $\log S$ results confirm that the *COBE* normalized CDM models with $\Omega_0 = 1$ and $h \gtrsim 0.5$ have difficulty in explaining the cluster abundances. We find that low density CDM models with $(\Omega_0, \lambda_0, h, \sigma_8) = (0.3, 0.7, 0.7, 1)$ and $(0.45, 0, 0.7, 0.8)$ simultaneously account for the cluster $\log N$ - $\log S$, XTF, and the *COBE* 4 year results.

We thank Piero Rosati, Harald Ebeling, and Patrick Henry for kindly providing us with the X-ray data prior to their publication. We also thank Shin Sasaki for stimulating discussion. This research was supported in part by the Grants-in-Aid by the Ministry of Education, Science, Sports and Culture of Japan (07CE2002) to RESCEU (Research Center for the Early Universe).

REFERENCES

- Bunn, E. F., & White, M. 1997, ApJ in press.
- David, L. P., Slyz, A., Jones, C., Forman, W., & Vrtillek, S. D. 1993, ApJ, 412, 479
- Ebeling H., et al. 1996, in Proc. Röntgenstrahlung from the Universe, eds. Zimmermann, H.U. & Trümper, J., (MPE Report: 263),
- Ebeling H., et al. 1997, submitted to MNRAS.
- Edge, A. C., & Stewart, G. C. 1991, MNRAS, 252, 428
- Eke, V. R., Cole, S., & Frenk, C. S. 1996, MNRAS, 282, 263
- Henry, J. P., & Arnaud, K. A. 1991, ApJ, 372, 410
- Henry, J. P., Jiao, L., & Gioia, I. M. 1994, ApJ, 432, 49
- Kitayama, T., & Suto, Y. 1996a, MNRAS, 280, 638 (Paper I)
- Kitayama, T., & Suto, Y. 1996b, ApJ, 469, 480 (Paper II)
- Lacey, C. G., & Cole, S. 1993, MNRAS, 262, 627 (LC)
- Masai, K. 1984, Ap&SS, 98, 367
- Peacock, J. A. 1996, MNRAS in press.
- Press, W. H., & Schechter, P. 1974, ApJ, 187, 425 (PS)
- Rosati, P., Della Ceca, R., Burg R., Norman, C., & Giacconi, R. 1995, ApJ, 445, L11
- Rosati, P., & Della Ceca, R. 1997, in preparation.
- Squires, G. et al. 1996, ApJ, 461, 572
- Viana, P. T. P., & Liddle, A. R. 1996, MNRAS, 281, 323
- White, S. D. M., Efstathiou, G., & Frenk, C. S. 1993, MNRAS, 262, 1023
- White, S. D. M., Navarro, J. F., Evrard, A. E., & Frenk, C. S. 1993, Nature, 366, 429

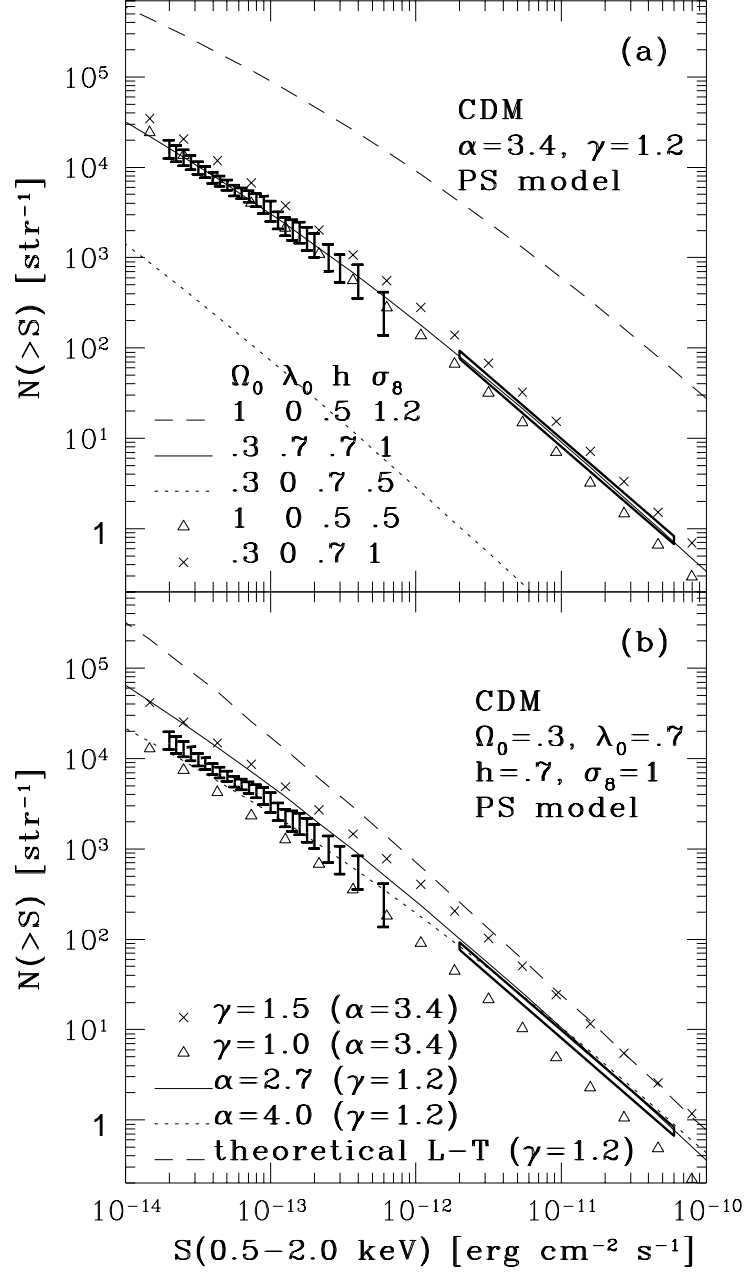


Fig. 1.— Theoretical predictions for logN-logS of X-ray clusters in CDM models with (a) different cosmological parameters, and (b) different $L - T$ and $T - M$ relations. Also shown are the recent observations from the RDCS (error bars; Rosati & Della Ceca 1997) and the RASS (error box; Ebeling et al. 1997).

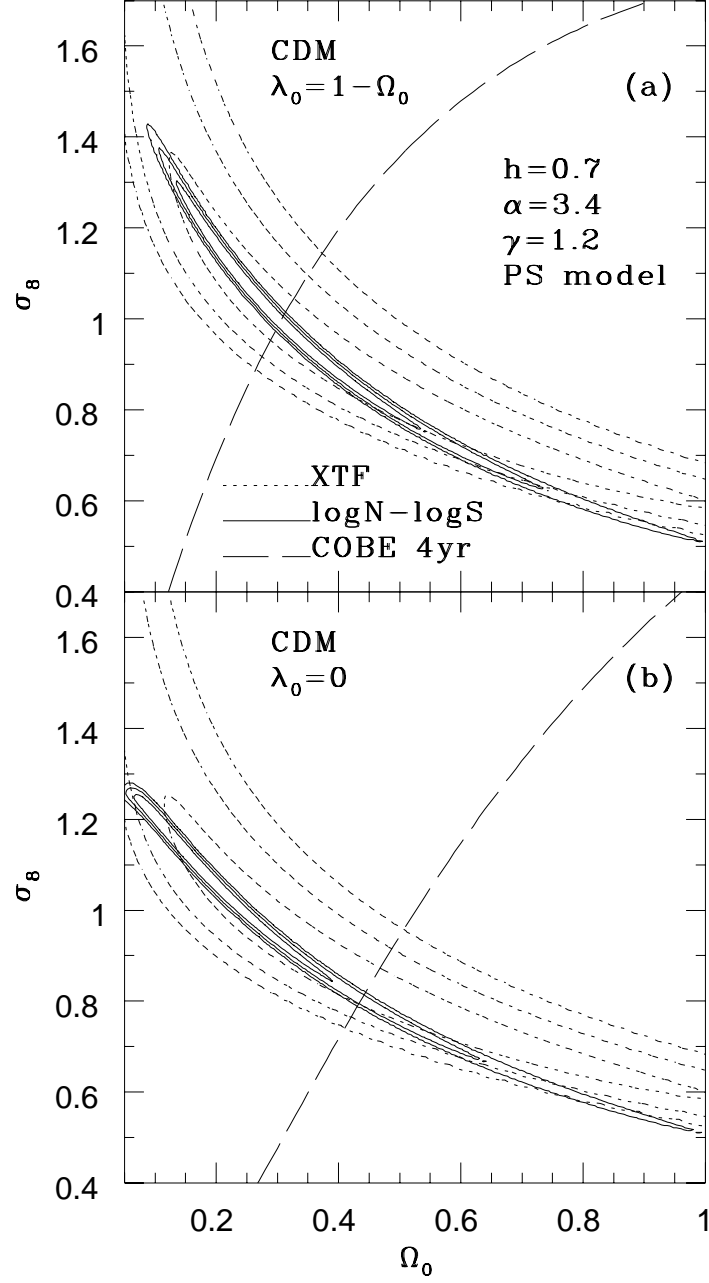


Fig. 2.— Limits on Ω_0 and σ_8 in CDM models ($n = 1$, $h = 0.7$) with (a) $\lambda_0 = 1 - \Omega_0$, and (b) $\lambda_0 = 0$. Constraints from cluster logN-logS (solid) and XTF (dotted) are plotted as contours at 1σ (68%), 2σ (95%) and 3σ (99.7%) confidence levels. Dashed lines indicate the *COBE* 4 year results from Bunn & White (1997).

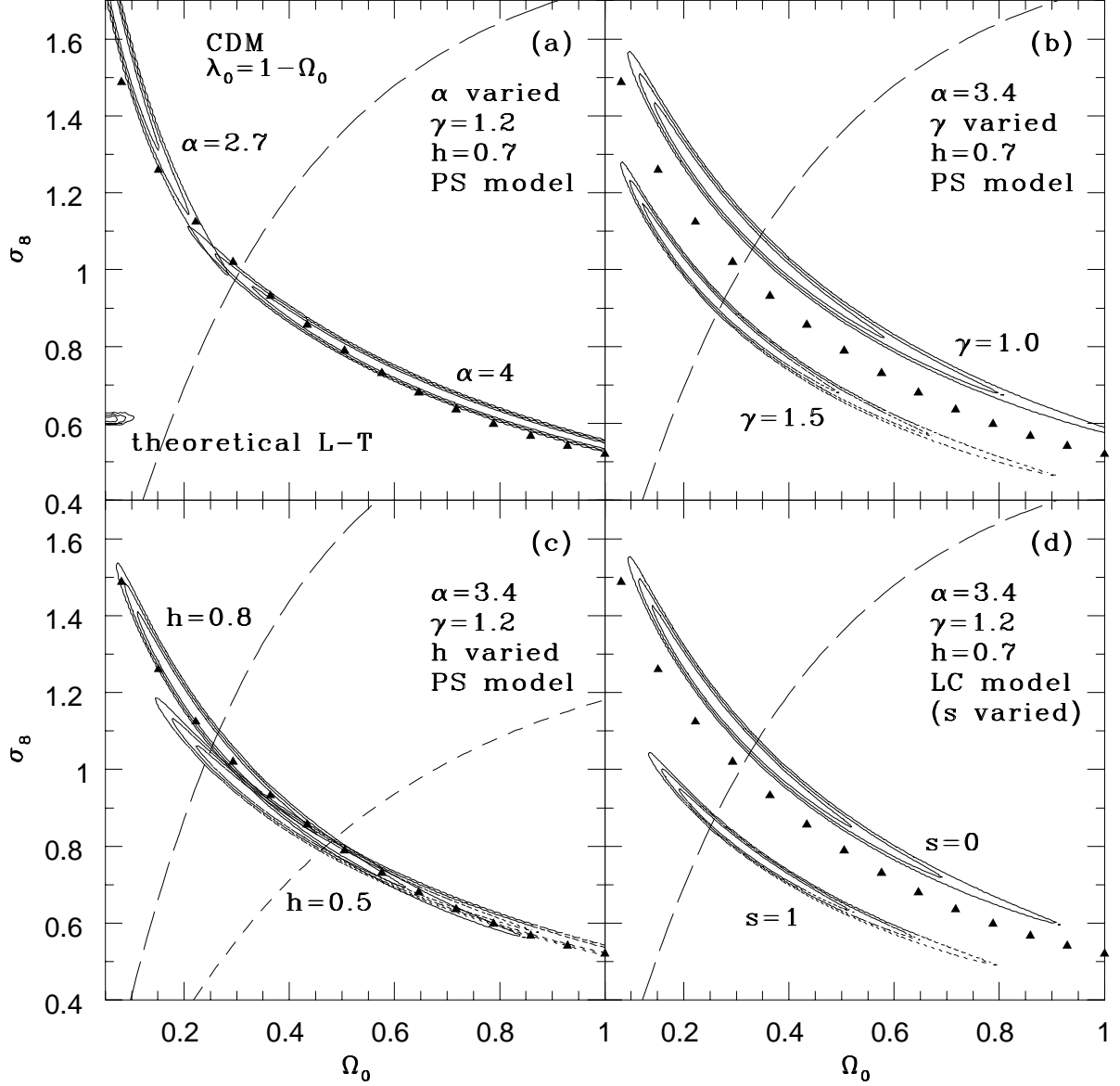


Fig. 3.— Systematic effects on the $\Omega_0 - \sigma_8$ constraints in $\lambda_0 = 1 - \Omega_0$ CDM models. In each panel, the 1 σ (68%), 2 σ (95%) and 3 σ (99.7%) confidence contours from the cluster log N -log S are plotted for different (a) α , (b) γ , (c) h , and (d) s (see also Paper II). The fit by equation (6) and the *COBE* 4 year results are plotted in filled triangles and dashed lines, respectively.