

## A Nuclear Disk and massive BH in NGC 4342.

Frank C. van den Bosch and Walter Jaffe

*Leiden Observatory, The Netherlands*

**Abstract:** We discuss photometric and spectroscopic data of the E/S0 galaxy NGC 4342, obtained with the *Hubble Space Telescope* (HST). This galaxy harbors, in addition to its outer disk, a very small, stellar disk in its nucleus. Jeans-modeling suggests the presence of a  $3\text{--}6 \times 10^8 M_\odot$  black hole (BH) in the nucleus. This galaxy therefore deviates significantly from the correlation between BH mass and bulge mass, found for other BH candidate galaxies.

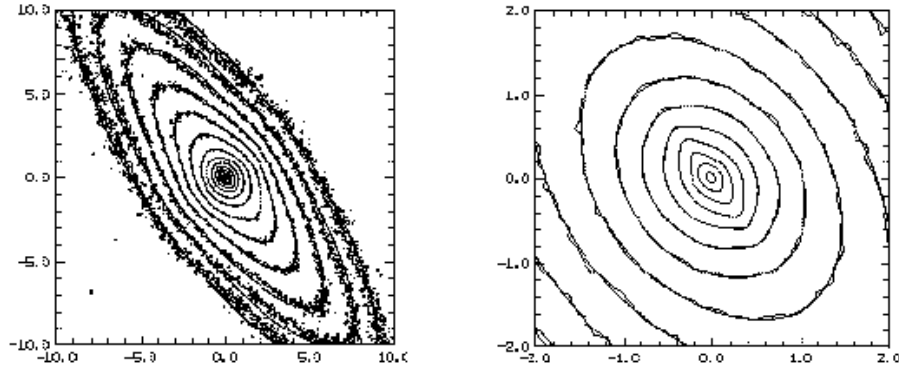
### 1. Introduction

The discovery with the HST of a number of early-type galaxies with very small, stellar disks with scalelengths of  $\sim 20$  pc (e.g. van den Bosch et al. 1994; Lauer et al. 1995) has opened new windows on galaxy dynamics and formation. From a dynamical point of view nuclear, stellar disks are interesting since their kinematics allows an accurate determination of the central mass density of these galaxies (van den Bosch & de Zeeuw 1996). An interesting question concerns the origin of these nuclear disks. Did they form coeval with the host galaxy, or did they arise from secular evolution? In the latter case, gas infall to the center, induced by either a bar or a merger, could, after subsequent starformation, result in the nuclear disk.

In order to study the dynamics of the nuclear disks, and to address the question of their formation, we have obtained both multi-color photometry and spectroscopy with the HST of two E/S0s in the Virgo cluster: NGC 4342 and NGC 4570. Here we focus on NGC 4342, and discuss some simple dynamical modeling. The full data on both galaxies will be published in a forthcoming paper (van den Bosch & Jaffe 1997).

### 2. Multi-color photometry with the HST

We have obtained  $U$ ,  $V$ , and  $I$ -band images of NGC 4342 with the WFPC2 aboard the HST. Contour maps at two different scales of the  $V$ -band image are shown in Fig. 1. They clearly reveal the multi-component structure. The panel on the right reveals the presence of the nuclear disk by the lemon-shape of its isophotes. Proper dynamical modeling requires an adequate (luminosity)-mass model of the galaxy, that after projection accurately fits the observed surface brightness. We have used the Multi Gaussian Expansion (MGE) method developed by Monnet, Bacon & Emsellem (1992). This method is particularly well suited to fit complex surface brightness distributions. In Fig. 1 we have overplotted the projected



**Figure 1.** Contour maps of the WFPC2 V-band images of NGC 4342 and NGC 4570 at two different scales:  $20'' \times 20''$  and  $4'' \times 4''$ . Overplotted are the contours of the best fitting MGE models.

surface brightness of our MGE model that after convolution with the HST PSF best fits the V-band image.

Using the different broad-band images we constructed color maps. No color differences are seen between the different components (bulge, outer disk, nuclear disk). From a comparison with stellar population models we conclude that the nuclear disk must be at least  $\sim 5$  Gyr old, and can not have a stellar population too different from that of the bulge.

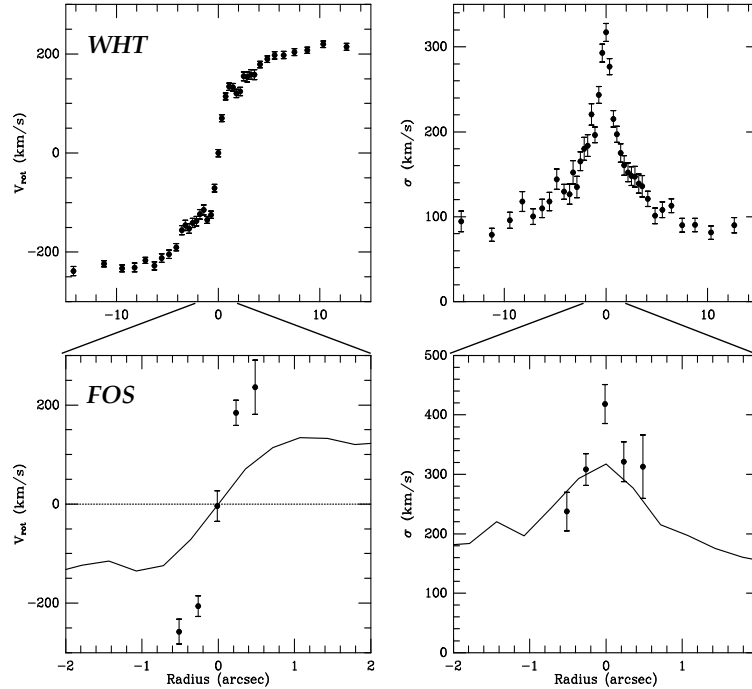
### 3. Kinematics and Dynamical modeling

We have obtained long-slit spectroscopy along the major and minor axes of NGC 4342 with the William Herschel Telescope (hereafter WHT) at La Palma. In addition, we obtained HST FOS spectra with the circular  $0.3''$  aperture at 7 positions in the central region, mainly along the nuclear disk. The rotation velocities and velocity dispersions along the major axis are shown in Fig. 2.

We find a strong central increase in velocity dispersion. The ground based spectra (seeing FWHM  $\sim 0.8''$ ) give  $\sigma_0 = 320 \text{ km s}^{-1}$ , which increases to  $\sigma_0 = 418 \text{ km s}^{-1}$  when observed with the FOS. In addition, the FOS spectra reveal an enormously steep central rotation curve, with  $V_{\text{rot}} \sim 200 \text{ km s}^{-1}$  at  $0.25''$  from the center (corresponding to 18 pc at a distance of 15 Mpc). Clearly, both the rotation velocity and the velocity dispersions indicate very high central densities.

To investigate whether NGC 4342 harbors a massive BH, we constructed dynamical models using the MGE model discussed above as luminosity density. Under the assumptions of constant M/L, that we observe NGC 4342 edge-on, and that the distribution function (DF)  $f = f(E, L_z)$ , we have solved the Jeans Equations. After line-of-sight projection of the velocity moments, we mimic the observations by taking PSF convolution and pixel binning into account.

The results are shown in Fig. 3, where we have plotted the folded data together with four models that only differ in the mass of the central BH:  $M_{\text{BH}} = 0, 3 \times 10^8, 5 \times 10^8$ , and  $1 \times 10^9 M_{\odot}$ . Although there are several small discrepancies, models with  $M_{\text{BH}} = 3\text{--}6 \times 10^8 M_{\odot}$  fit the observations moderately well.

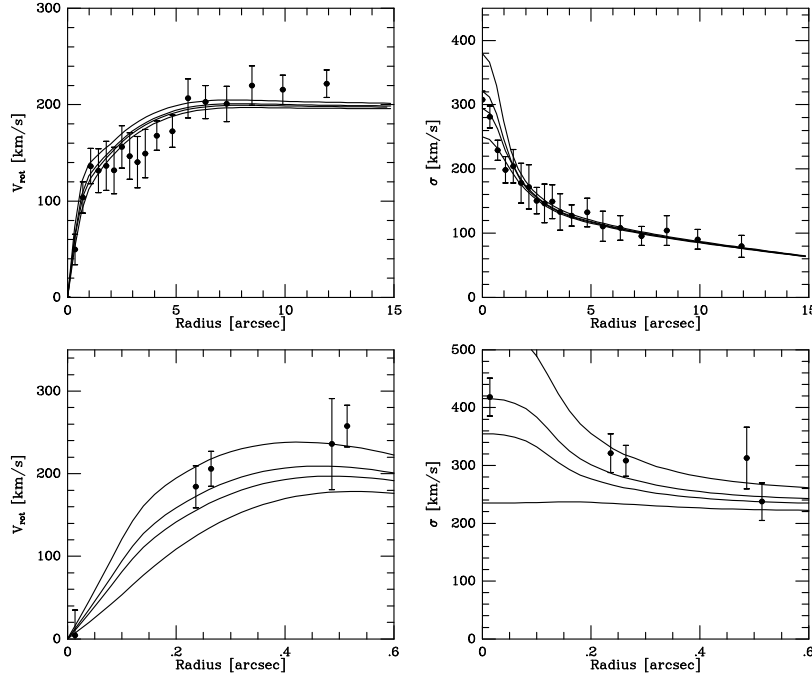


**Figure 2.** Rotation velocities and velocity dispersions along the major axis of NGC 4342 as obtained with the WHT and FOS (solid dots). The solid lines in the lower panel are the WHT measurements plotted for comparison.

#### 4. Conclusions

The E/S0 galaxy NGC 4342 harbors, in addition to its outer disk, a bright, nuclear disk. Color images based on optical broad-band images obtained with WFPC2 reveal no color differences between any of the subcomponents. Unless there is a conspiracy between metallicity and age, the age differences between any of the components is less than  $\sim 3$  Gyr.

NGC 4342 is a small, faint elliptical (it is 3.5 magnitude fainter than the morphologically similar NGC 3115). We have shown here that it has an extremely large central velocity dispersion ( $> 400 \text{ km s}^{-1}$ ), as well as an enormously steep central rotation curve. Axisymmetric Jeans modeling suggests the presence of a massive BH of a few times  $10^8 M_{\odot}$ . However, these models are based on the assumption that the DF depends only on the two classical integrals of motion, thereby neglecting the possibility of strong radial anisotropy. It is well known that radial orbits in the center of a galaxy can result in large central velocity dispersions. This may therefore elude the requirement of a central BH in NGC 4342. However, the strong rotation in the center constrains the amount of radial anisotropy, and it seems unlikely that a model without BH can fit both the central velocity dispersions and the steep rotation curve. We are nevertheless in the process of constructing fully general, three integral dynamical models, using the technique described by N. Cretton in these proceedings. Not only will this put more stringent constraints on the mass of the BH, but it



**Figure 2.** Rotation velocities and velocity dispersions (folded) measured with the WHT and the FOS with overplotted four different models that only differ in BH mass:  $0$ ,  $3 \times 10^8$ ,  $5 \times 10^8$ , and  $1 \times 10^9 M_{\odot}$ .

will also allow an investigation of differences in velocity anisotropy between the different components.

About a dozen galaxies are now known as candidates for harboring a massive BH. Kormendy & Richstone (1995) suggested that there appears to be a correlation between bulge mass and BH mass such that  $\langle \log(M_{\text{BH}}/M_{\text{bulge}}) \rangle \sim -2.5 \pm 0.2$ . If, from the three integral modeling, the BH mass of NGC 4342 is confirmed to be a few times  $10^8 M_{\odot}$ , this is, after the Milky Way, the second galaxy to strongly deviate from this correlation ( $\log(M_{\text{BH}}/M_{\text{bulge}}) = -1.4 \pm 0.3$ ). Clearly, a larger sample is required to investigate this in more detail. Galaxies with nuclear disks are particularly suited for this, as is evident from the fact that three of the BH candidate galaxies (NGC 3115, NGC 4342, and NGC 4594) harbor such structures.

## References

- Kormendy J., Richstone D., 1995, *ARA&A*, 33, 581  
 Lauer T.R., *et al.*, 1995, *AJ*, 110, 2622  
 Monnet G., Bacon R., Emsellem E., 1992, *A&A*, 253, 366  
 van den Bosch F.C., *et al.*, 1994, *AJ*, 108, 1579  
 van den Bosch F.C., de Zeeuw P.T., 1996, *MNRAS*, 283, 381