

Can the third dredge-up extinguish hot-bottom burning in massive AGB stars?

Paola Marigo

Dipartimento di Astronomia, Università di Padova, Vicolo dell'Osservatorio 3, 35122 Padova, Italia

Received 20 November 2006 / Accepted 1 February 2007

Abstract. Marigo (2002) has highlighted the crucial importance of molecular opacities in modelling the evolution of AGB stars at varying surface C/O ratio. In particular, it has been shown the large inadequacy of solar-scaled opacities when applied to models of carbon stars, and hence the need for correctly coupling the molecular opacities to the current surface chemical composition of AGB stars. The aim of the present follow-up study is to investigate the effects of variable molecular opacities on the evolutionary properties of luminous AGB stars with massive envelopes, i.e. with initial masses from $\approx 3.5M_{\odot}$ up to $5-8M_{\odot}$, which are predicted to experience both the third dredge-up and hot-bottom burning. It is found that if the dredge-up of carbon is efficient enough to lead to an early transition from $C/O < 1$ to $C/O > 1$, then hot-bottom burning may be weakened, extinguished, or even prevented. The physical conditions for this occurrence are analysed and a few theoretical and observational implications are discussed. Importantly, it is found that the inclusion of variable molecular opacities could significantly change the current predictions for the chemical yields contributed by intermediate-mass AGB stars, with $M \approx 3.5 - 4.0M_{\odot}$, that make as much as $\sim 30 - 50\%$ of all stars expected to undergo hot-bottom burning.

1. Introduction

During the Thermally-Pulsating Asymptotic Giant Branch (TP-AGB) phase, intermediate-mass stars (with initial masses $3.5M_{\odot} \lesssim M \leq M_{\text{up}} = 5 - 8M_{\odot}$, depending on metallicity and model details) experience a particularly rich nucleosynthesis, whose products are exposed to the surface via two main processes, namely: the third dredge-up, and hot-bottom burning (hereinafter also HBB).

The former injects into the envelope elements like helium and other species produced during thermal pulses, essentially primary carbon and s-process elements (Iben & Renzini 1983; Busso et al. 1999). The formation of carbon (C-) stars of N type (with surface $C/O > 1$ and not belonging to binary systems) is naturally explained in this way.

The latter process corresponds to nuclear H-burning that extends from the radiative shell into the deepest and hottest layers of the convective envelope during the quiescent interpulse periods. The main nuclear reactions at work are those of the CNO-cycle, so that the surface abundances of helium and nitrogen are expected to increase. Heavier nuclei – like some isotopes of neon, sodium, aluminum, and magnesium – can be produced from the Ne-Na and Mg-Al cycles, whereas some amount of fresh lithium can also be synthesised and brought to the surface via the so-called beryllium-transport mechanism (Cameron & Fowler 1971), which requires suitable conditions, involving the temperature at the base of the convective envelope, and the time scales of nuclei and convective eddies (see Lattanzio & Wood 2003 for an overview of the HBB nucleosynthesis).

Actually, HBB has been invoked to explain (or to contribute explaining) a number of observational evidences, like for instance: the (almost) lack of visible luminous C-stars ($M_{\text{bol}} < -6$) and the concomitant deficiency of luminous M-stars in the Magellanic Clouds (e.g. Costa & Frogel 1996); the existence among these stars of objects ($-6 > M_{\text{bol}} > -7$) with marked enhancement of surface lithium abundance (e.g. Smith et al. 1995); the overabundance of nitrogen and helium typical of type I Planetary Nebulae and some AGB stars (e.g. Peimbert & Torres-Peimbert 1983; Smith & Lambert 1990); the low value of the $^{12}\text{C}/^{13}\text{C}$ ratio, close to the nuclear equilibrium value, characterizing the group of luminous J-type carbon stars (e.g. Lambert et al. 1986); the Na-O and Mg-Al anti-correlations characterising the stars of galactic globular clusters in the framework of the primordial scenario (Gratton et al. 2001); the high isotopic ratios $^{26}\text{Al}/^{27}\text{Al}$ displayed by some meteoritic oxide grains of pre-solar origin (Mowlavi & Meynet 2000).

Several evolutionary models of massive AGB stars with HBB (say with $M \gtrsim 3.5 - 4M_{\odot}$, depending on metallicity) have been calculated in recent years (e.g. Boothroyd & Sackmann 1992; Blöcker 1995; Forestini & Charbonnel 1997; Marigo 1998; Frost et al. 1998; Ventura et al. 1999; Karakas & Lattanzio 2003; Herwig 2004; Ventura & D'Antona. 2005ab). Compared to earlier studies, these calculations mark a net progress in respect to many aspects, like for instance the adoption of larger nuclear networks including many elemental and isotopic species, a more detailed description of convective tur-

bulence and mixing, and extensive calculations over wider ranges of initial stellar masses and metallicities.

However, one standard choice common to all these models is the use of tables of molecular opacities – for temperatures lower than $\sim 10\,000$ K – that are strictly valid for solar-scaled abundances of elemental species heavier than helium (e.g. Alexander & Ferguson 1994). Then, for a fixed initial metallicity, interpolations are usually performed as a function of temperature, density, and hydrogen content. This implies that any change in the elemental and molecular concentrations (following the convective dredge-up and HBB) does not translate, as instead it should, into a change of the molecular opacities adopted to calculate the AGB model atmospheres.

This point of inconsistency has been clearly pointed out by Marigo (2002; see also Marigo et al. 2003b), who has constructed a routine to estimate the molecular opacities for whatever chemical composition of AGB envelopes. Typically, the photospheric opacities are dominated by an opacity bump due to H_2O for $\text{C/O} < 1$, while as soon as $\text{C/O} > 1$ this peak disappears and a prominent opacity bump due to the CN molecules develops.

The routine has been then incorporated into a static envelope model, which is part of a code developed to calculate the synthetic TP-AGB evolution (see Marigo et al. 1999 and references therein). By comparing the results of TP-AGB evolutionary calculations obtained with fixed solar-scaled to those with variable molecular opacities it turns out that the surface C/O ratio plays a key-role in determining the evolutionary properties of AGB stars.

In Marigo (2002) most attention was devoted to study the impact of variable opacities on the evolutionary behaviour of low-mass stars (with masses up to $2.5M_\odot$). It turns out that one of the major effects is the sudden and marked cooling of the evolutionary tracks in the H-R diagram as soon as C/O overcomes unity, that is at the transition from the oxygen-rich configuration ($\text{C/O} < 1$) of M-type stars to that of carbon-rich stars ($\text{C/O} > 1$). The attainment of lower effective temperatures causes, in turn, other important evolutionary consequences, namely: earlier onset of the super-wind; shorter duration of the TP-AGB and C-star phases, redder near-infrared colours, reduced degree of carbon enrichment hence lower chemical yield and C/O ratios in carbon stars. Most of these predictions allows a better agreement with the observations of carbon stars. Moreover, the relatively low C/O ratios ($\lesssim 1$) exhibited by disk planetary nebulae can be more easily explained with the aid of TP-AGB models including the third dredge-up and variable molecular opacities, as shown by Marigo et al. (2003a).

Following the introduction of the new synthetic TP-AGB models into a population synthesis code Marigo et al. (2003b) have shown that the variable molecular opacities are the key to explain the prominent red tail of visible carbon stars seen in some near-infrared colour-magnitude (e.g. K vs. $J - K$) diagrams, like those provided by the DENIS (Cioni et al. 2000) and 2MASS surveys (Nikolaev & Weinberg 2000) towards the Magellanic Clouds.

The present paper pushes forward the analysis started with Marigo (2002) and Marigo et al. (2003b), by investigating the possible effects driven by variations of molecular opacities in

the most massive AGB stars (with $M \gtrsim 3.5M_\odot$), that experience both the third dredge-up and hot-bottom burning. In particular it will be shown that, if during the early stages of the TP-AGB phase the third dredge-up is able to produce $\text{C/O} > 1$ in the envelope, then this may prevent, or weaken and eventually extinguish the nuclear rates associated with HBB.

It follows that the third dredge-up and HBB produce reciprocal interference. In fact, on one side, it has been long predicted (e.g. Renzini & Voli 1981; Boothroyd & Sackmann 1992) that HBB can delay or even prevent the formation of high-luminosity C-stars, by destroying the dredged-up carbon in favour of nitrogen. On the other side, the present study shows, for the first time, that the third dredge-up itself may contrast the development of HBB. This means that the two competing processes are intimately related one to each other, in a more complex manner than considered so far.

The structure of the paper is as follows. Section 2 details the envelope model adopted in the present study. The sensitive-ness of luminous and massive stellar envelopes to increasing surface C/O ratio is first explored in Sect. 3 with the aid of envelope integrations, and then better investigated in Sects. 4 and 5 where a few synthetic TP-AGB calculations are presented for selected values of the stellar initial mass and metallicity. Next, in Sect. 6, the analysis is focused on the impact of variable molecular opacities in changing the predicted evolutionary properties of a particular group of stars, i.e. the lithium-rich carbon stars, while Sect. 7 weighs the significance of the new results in the context of the theory of stellar populations. The reader is made aware of a few cautionary remarks on possible limits of the present work in Sect. 8, whereas a closing summary is provided in Sect. 9.

2. Envelope integrations

The calculations presented in this paper are based on numerical integrations of a static envelope model, which is also a key-ingredient of the synthetic TP-AGB model already developed by Marigo et al. (1996, 1998, 1999).

Let us just briefly outline here the basic scheme. Envelope integrations are carried out from the photosphere down to mass-coordinate of the H-exhausted core. The determination of the unknown functions r , P_r , T_r , L_r across the envelope is obtained by solving the stellar structure equations, once four boundary conditions are specified. Two conditions naturally derive from the integration of the photospheric equations for T and P down to the bottom of the photosphere (Kippenhahn et al. 1967). The remaining two conditions involve the radius and the local energy flux at the mass-coordinate of the He-core (see Marigo et al. (1998), Marigo (1998) for all the details).

Given the mass of the core, and the mass and chemical composition of the envelope, this procedure allows to single out the main envelope parameters, namely the luminosity L and the effective temperature T_{eff} .

It is important to remark that our model accounts for nuclear energy sources possibly operating in the deepest envelope layers. The common prescription of envelope models $L_r = \text{constant} = L$ is therefore replaced with the equation of energy balance $\partial L_r / \partial M_r = \epsilon_r$ (with usual meaning of the quan-

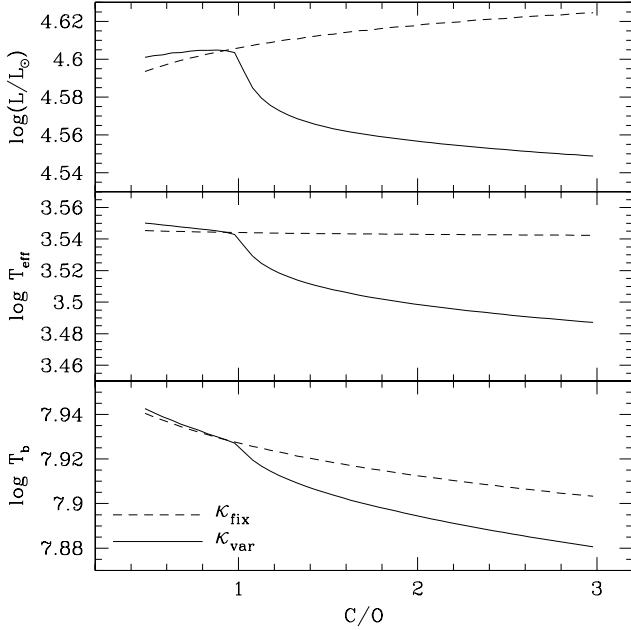


Fig. 1. From top to bottom: predicted behaviour of the temperature at the base of the convective envelope, effective temperature, and luminosity at varying surface C/O ratio. Carbon abundance (by number) is made to increase in steps of 0.05, while that of oxygen is kept constant. The curves are the results of envelope integrations, assuming a total stellar mass of $4.5 M_{\odot}$, a core mass of $0.98 M_{\odot}$, an initial metallicity $Z = 0.004$, and adopting either κ_{fix} or κ_{var} . See text for more explanation

ities). In this way we can consistently follow hot-bottom burning in the more massive AGB stars, with respect to both the CNO-cycle nucleosynthesis and the related over-luminosity effect that makes these models more luminous than predicted by the core mass-luminosity relation for the same M_c (see Marigo et al. 1998, Marigo 1998 for a detailed discussion).

The basic physical inputs employed in our envelope model are as follows: Nuclear reaction rates for the p-p chains and CNO-bicycle are taken from the compilation by Caughlan & Fowler (1988), the screening factors are given by Graboske et al. (1973). The adopted mixing-length parameter is $\alpha = 1.68$.

As far as the gas opacities are concerned we use those calculated by Iglesias & Rogers (1996) (OPAL) at high temperatures ($T > 10^4$ K). At lower temperatures ($T < 10^4$ K) we adopt the opacity routine developed by Marigo (2002) choosing between two alternatives for the adopted chemical composition:

- a solar-scaled mixture of elemental species at any metallicity, as in Alexander & Ferguson (1994) opacity tables (hereinafter also κ_{fix});
- the current mixture of chemical elements as it results from the nucleosynthesis and mixing events occurring during the TP-AGB evolution of the model under consideration (hereinafter also κ_{var}).

3. Sensitiveness of extended AGB envelopes to the C/O ratio

We will now investigate the effects produced by an efficient dredge-up of carbon on the envelope structure of massive and luminous AGB models, that are also predicted to experience HBB.

To this aim, Fig. 1 shows the results of some test calculations, carried out by means of envelope integrations with either κ_{fix} or κ_{var} (see Sect. 2). We assume a core mass $M_c = 0.98 M_{\odot}$, a total stellar mass $M = 4.5 M_{\odot}$, and an initial chemical composition of the envelope [$Z_i = 0.004$, $Y_i = 0.24$], with Z_i , Y_i , $X_i = 1 - Y_i - Z_i$ being the abundances (in mass fraction) of metals, helium and hydrogen, respectively.

Initially, the elemental abundances of all species heavier than helium are assumed to be solar-scaled according to compilation of solar abundances by Grevesse & Noels (1993). It follows that the starting C/O ratio in the envelope is ~ 0.48 . Then, envelope integrations are performed at varying C/O ratio, which is made increase from below to above unity by adding carbon (^{12}C) while keeping oxygen fixed to its solar-scaled abundance. We specify that in all models discussed in the paper the C/O ratio is calculated

$$\frac{\text{C}}{\text{O}} = \frac{X(^{12}\text{C})/12 + X(^{13}\text{C})/13}{X(^{16}\text{O})/16 + X(^{17}\text{O})/17 + X(^{18}\text{O})/18} \quad (1)$$

where the X s in the right-side member denote the elemental abundances of the C and O isotopes (mass fractions). The excess of carbon over its solar-scaled value, $\Delta C = X(^{12}\text{C}) - X(^{12}\text{C})_{\odot}$, is compensated by reducing the hydrogen abundance by the same amount, that is $X = X_i - \Delta C$, which also implies that $Y = Y_i$.

Figure 1 displays the behaviour of relevant quantities – i.e. temperature at the base of the convective envelope T_{bce} , effective temperature T_{eff} , and stellar luminosity L – as a function of C/O.

The first point to be noticed is that, while in the κ_{fix} case the variables show a smooth and regular trend over the whole C/O range, a marked slope change shows up at the transition from $\text{C/O} < 1$ to $\text{C/O} > 1$ in the κ_{var} curves. Second, with the κ_{fix} assumption the variations of T_{bce} , T_{eff} , and L are globally smaller, and they may even proceed to the opposite direction compared to the κ_{var} case, as is for the the surface luminosity. These differences can be explained as follows.

On one hand, the steady brightening of the model with κ_{fix} is essentially due to a cycling effect, that is more and more carbon is progressively made available to enter the CN cycle at the base of the convective envelope, thus increasing the efficiency of nuclear reactions. Despite the modest decrease of T_{bce} , which would tend to lower the nuclear rates, this carbon cycling effect dominates in determining the behaviour of L . In the outermost atmospheric layers the effect of the increased carbon abundance on the temperature stratification becomes almost negligible so that T_{eff} remains practically constant.

On the other hand, the inflection points at $\text{C/O} \sim 1$, that are present in all the three curves with κ_{var} , are caused by the sudden change of the dominant opacity sources at low temperatures ($T < 6000$ K), reflecting, in turn, the abrupt alteration

of the molecular concentrations (see Marigo 2002). In fact, the development of the large CN opacity bump for $C/O > 1$ causes a marked decrease of both T_{eff} and T_{bce} . In this case, the cooling effect of the envelope base prevails over the injection of new carbon into the CN cycle, so that the efficiency of nuclear energy generation ($\epsilon_{\text{CNO}} \propto T^{15-20}$) becomes lower with consequent decrease of the surface luminosity.

In summary, from these simple test calculations we already derive the indication that molecular opacities – coupled to the actual chemical abundances in the envelope – could significantly influence the structure and nucleosynthesis of massive AGB stars by affecting the efficiency of HBB. Anyhow, it should be noticed that these preliminary results indicate how the structure of a stationary envelope reacts to changes in its chemical abundances, hence in molecular opacities, while all other parameters (e.g. core mass, total stellar mass) are kept fixed. The next necessary step is to analyse the impact on the evolutionary properties of massive AGB stars, which is done in the next section.

4. TP-AGB evolutionary calculations

We have calculated the TP-AGB evolution of a few stellar models experiencing both the third dredge-up and HBB. Calculations are performed with the aid of the synthetic TP-AGB model as recently revised by Marigo & Girardi (2006, and references therein), to whom we refer for all details (see also Sect. 2).

Suffice it here to recall that the initial conditions at the first thermal pulse – i.e. total mass, core mass, luminosity, surface chemical composition – are taken from Girardi et al. (2000). The third dredge-up is parametrized in terms of three quantities, namely: the minimum core mass required for the occurrence of convective dredge-up, $M_{\text{c}}^{\text{min}}$; the dredge-up efficiency, λ ; and the chemical composition of the dredged-up material.

In practice, following the indications from full AGB calculations (Karakas et al. 2002), in all models here considered the third dredge-up is assumed i) to occur since the first thermal pulse, and ii) to be quite efficient, typically with $\lambda \approx 0.9 - 1.0$. The adopted inter-shell abundances depend on the core mass growth as described in Marigo & Girardi (2006), reaching standard maximum values [$X(\text{He}) \approx 0.73$, $X(^{12}\text{C}) \approx 0.25$, $X(^{16}\text{O}) \approx 0.02$].

As already mentioned in Sect. 2, HBB is followed in detail with the aid of a complete envelope model, including the most important reactions rates of the CNO bi-cycle. The over-luminosity effect due to HBB and the consequent break-down of the core mass-luminosity relation are taken into account. Mass loss is described with the formalism by Vassiliadis & Wood (1993), under the assumption that variable AGB stars are fundamental-mode pulsators and applying the delay in the onset of the super-wind for $M \gtrsim 2.5 M_{\odot}$ (their equation 5).

Let us first consider the case of a ($3.5 M_{\odot}, Z = 0.004$) model. Figure 2 displays the evolution of characteristic quantities – i.e. luminosity, effective temperature, temperature at the base of the convective envelope, and a few surface elemental ratios – from the first thermal pulse up to the termination of the TP-AGB phase, marked by the complete ejection of the enve-

lope. The results are shown for both opacity prescriptions, κ_{fix} (left panel) and κ_{var} (right panel).

From the comparison between the two models we notice that significant differences show up as soon as the surface C/O ratio overcomes unity as a consequence of the third dredge-up.

First of all, we recover the same photospheric cooling effect found for lower mass AGB models (say, with $M < 3.5 M_{\odot}$) that undergo the transition to the C-star domain, as fully discussed by Marigo (2002) and Marigo et al. (2003). In fact, a sudden jump to lower T_{eff} is seen to occur in the κ_{var} model at $C/O \gtrsim 1$, while a smooth temporal behaviour of T_{eff} still characterises the evolution with κ_{fix} . The attainment of lower T_{eff} by the κ_{var} model yields longer pulsation periods, hence favouring an earlier onset of the super-wind regime of mass loss. As a consequence, the duration of the TP-AGB phase turns out to be reduced by almost a factor of 2.

In addition to this, the introduction of variable molecular opacities is expected to impact significantly also on the nucleosynthesis associated with HBB. This is the combined result of enhanced mass-loss rates and somewhat lower temperatures at the base of the convective envelope (see Sect. 3). Both factors concur to weaken the efficiency of nuclear reactions.

As for the evolution of the C/O ratio, the following aspects should be noticed. As we see in Fig. 2 the κ_{fix} model first becomes carbon-rich ($C/O > 1$) because of the third dredge-up, and later it is converted back as oxygen-rich ($C/O < 1$) by the CN-cycle operating in the inner layers of the convective envelope. This configuration is held up to the end of the AGB phase. On the contrary, in the κ_{var} case, once the surface carbon abundance overcomes that of oxygen, the C/O ratio keeps on increasing so that at the termination of the TP-AGB phase the model is still carbon-rich.

The fact that in the κ_{var} model HBB is effectively extinguished soon after the transition to the C-star domain is clearly indicated by the behaviour of other surface abundances, which are displayed in the bottom panels of Fig. 2. The $^{12}\text{C}/^{13}\text{C}$ ratio, for instance, is prevented from attaining nuclear equilibrium ($\approx 3 - 4$), which is instead reached and maintained for long by the κ_{fix} model. More remarkably, the N/O ratio remains practically constant over the entire TP-AGB evolution with κ_{var} , implying that the CN cycle has never reached the necessary thermodynamical conditions (i.e. temperature and density) to convert carbon into nitrogen. Some nitrogen production is, instead, predicted for the model with κ_{fix} , as shown by the rising part of the N/O curve.

In summary, we expect that the efficiency of HBB may be reduced even significantly if, during the early stages of its TP-AGB evolution, a massive AGB star experiences efficient carbon dredge-up such as to become a carbon star. Then, the enhanced molecular opacities, associated with a carbon-rich chemical composition, importantly affect the temperature stratification of the layers above the core. A cooling effect takes place both at base of the convective envelope, i.e. lowering T_{bce} , and at the atmosphere, i.e. lowering T_{eff} . The way the two factors concur to weaken, and possibly to extinguish HBB, is different. The decrease of T_{bce} has, clearly, a direct effect on the nuclear reaction rates of HBB, while the decrease of T_{eff} affects the HBB efficiency by altering the evolutionary path of the TP-

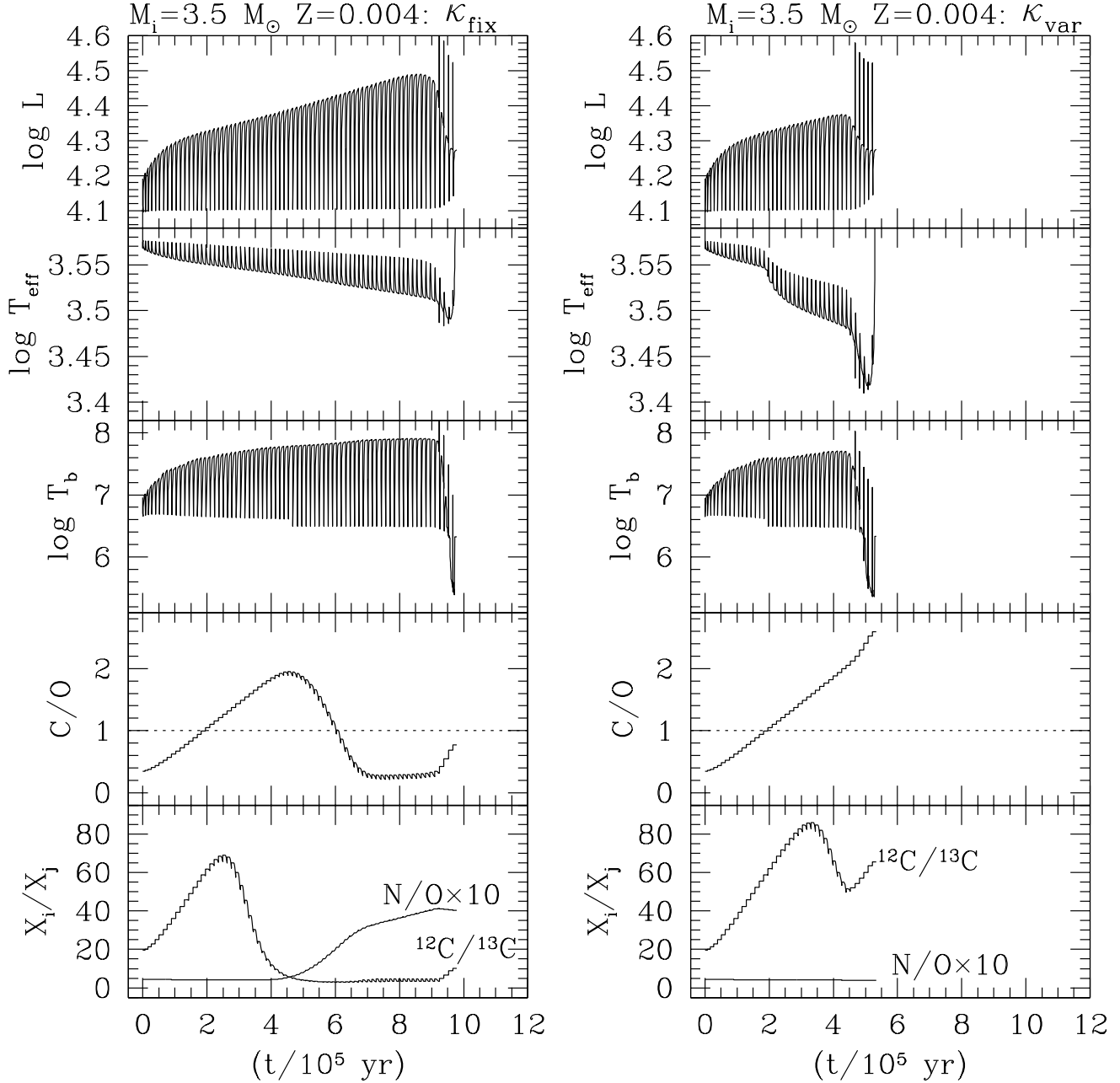


Fig. 2. From top to bottom: temporal evolution of luminosity, effective temperature, temperature at the base of the convective envelope, surface C/O, $^{12}\text{C}/^{13}\text{C}$, and N/O ratios during the TP-AGB phase of a ($M_i = 3.5$, $Z = 0.004$). Calculations are carried out from the first thermal pulse up to the ejection of the whole envelope according to Vassiliadis & Wood (1993) formalism for mass loss

AGB model. In fact, a lower effective temperature favours the attainment of larger mass-loss rates, hence an earlier extinction of HBB due to the reduction of the envelope mass by stellar winds.

It is clear that the prevailing effect between the two depends on several parameters such as: mass loss and its dependence on T_{eff} , dredge-up efficiency, stellar initial mass and metallicity. In Sect. 5 we will discuss exemplifying results for various choices of the stellar mass and metallicity.

5. Dependence on mass and metallicity

The interference of the third dredge-up against the efficiency of HBB develops to a different extent depending on several factors, such as initial stellar mass, dredge-up characteristics (efficiency λ and chemical composition of the inter-shell), mass loss prescription, and metallicity.

In this study we limit to explore the sensitiveness of the results on initial stellar mass and metallicity. A few cases are

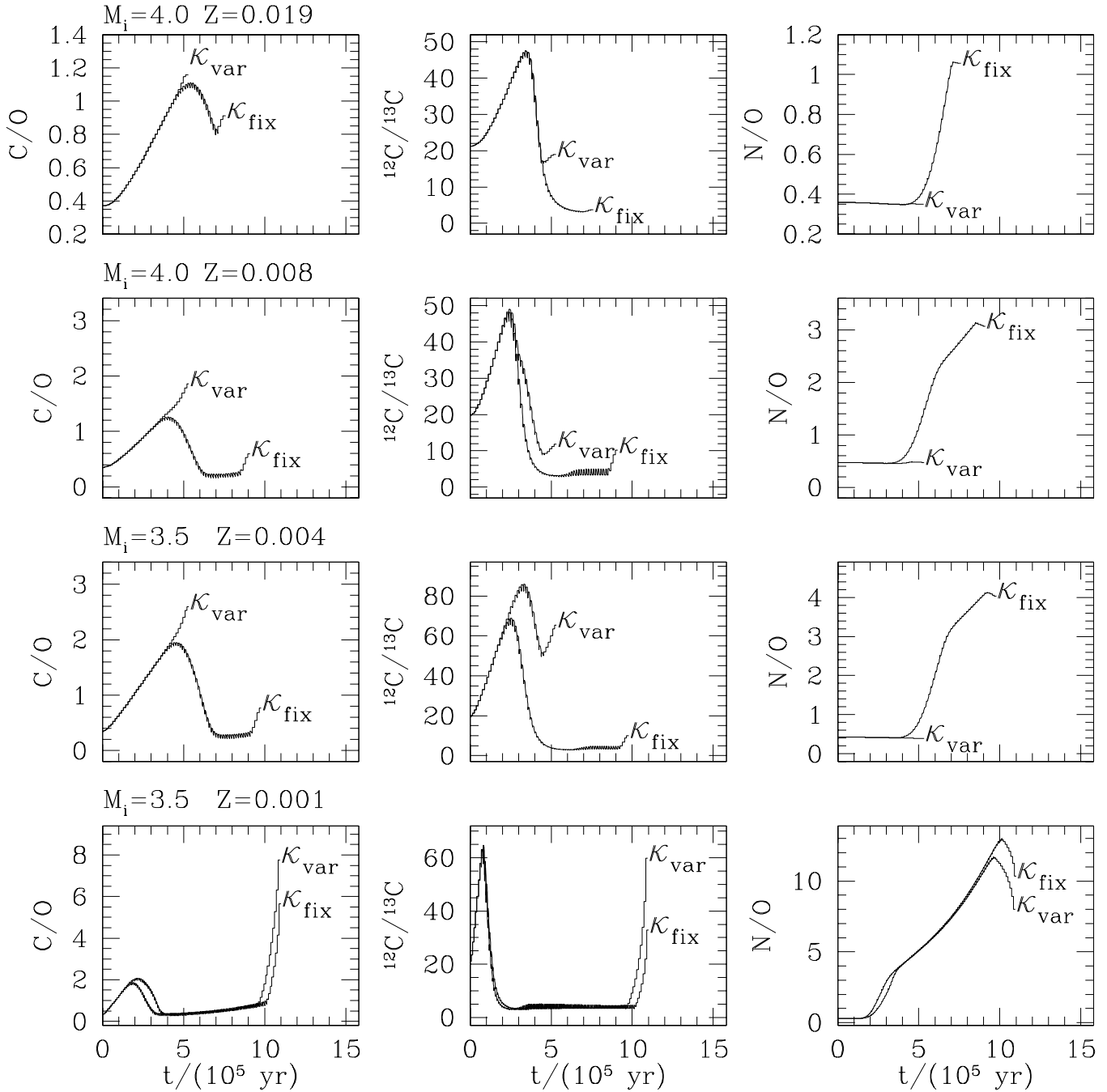


Fig. 3. Predicted temporal evolution of surface elemental ratios (by number) during the whole TP-AGB evolution of a few selected models with varying initial stellar mass and metallicity, as indicated. Results are displayed for both choices of molecular opacities, κ_{fix} and κ_{var} . Both the third dredge-up and HBB are at work in these models

presented in Fig. 3, that shows the time evolution of the surface chemical ratios C/O, $^{12}\text{C}/^{13}\text{C}$, and N/O, adopting both κ_{fix} and κ_{var} prescriptions.

The three ratios give information on the strength of HBB and its competition with the third dredge-up, the behaviour of C/O showing directly if a star should appear either as an M-type or as a C-type giant, where the trends of $^{12}\text{C}/^{13}\text{C}$ and N/O measure the efficiency of HBB to activate the first nuclear reactions of the CN cycle (via the conversion of ^{12}C to ^{13}C), and

subsequently to produce primary N at the expense of the newly dredged-up C.

The choice of the initial masses is determined by the requirement that, in the κ_{fix} case, the models actually make an early transition to the C-star domain, which is the necessary condition to investigate a possible opacity effect in the corresponding κ_{var} calculations. In practice, this means to consider models experiencing a moderate HBB, that is with initial masses in the lowest part of the typical mass interval for its occurrence, i.e. $M_i \approx 3.5M_{\odot} - 4.0M_{\odot}$, depending on metallicity.

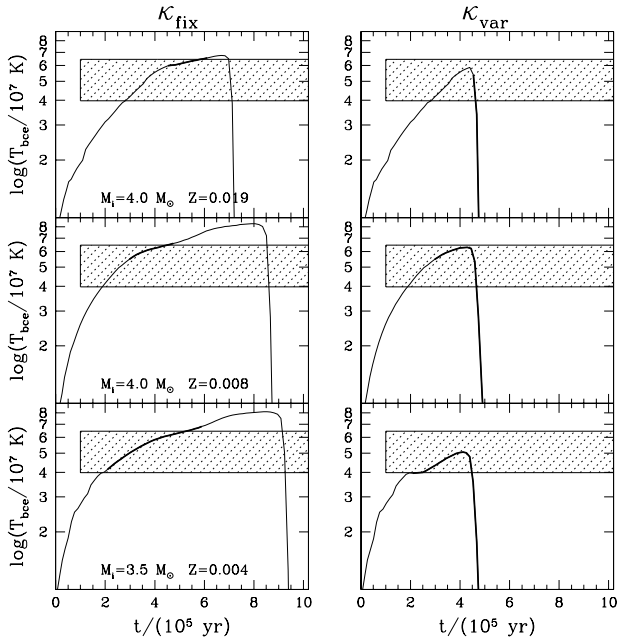


Fig. 4. Temperature, T_{bce} , at the base of the convective envelope as a function of time during the TP-AGB evolution of stellar models with initial mass and metallicity as indicated. For the sake of simplicity only the quiescent pre-flash stages are considered in the construction of the plot. Results are shown for both κ_{fix} (left panels) and κ_{var} (right panels) prescriptions. Thick lines correspond to $\text{C/O} > 1$ at the surface. The hatched strip is defined by the temperature conditions required to produce lithium-rich carbon stars according to Ventura et al. (1999). See text for more explanation

From the inspection of Fig. 3 it turns out that the discussion made in Sect. 4 in respect to the ($M_i = 3.5$, $Z = 0.004$) model applies also to the ($M_i = 4.0$, $Z = 0.019$) and ($M_i = 4.0$, $Z = 0.008$) models: The adoption of variable molecular opacities leads to an effective extinction of HBB shortly after the attainment of $\text{C/O} > 1$.

Different is the case of the ($M_i = 3.5$, $Z = 0.001$) model (bottom panel), with the lowest metallicity here considered. The differences of the results between κ_{fix} and κ_{var} are just minor and both models experience efficient HBB despite the fact that they become carbon-rich during the initial stages of their TP-AGB evolution. This can be understood by considering that at decreasing metallicity molecular concentrations get lower and lower because of i) the lower abundances of the involved atoms, and ii) the strong temperature dependence of molecular formation on temperature. In extremely metal-poor atmospheres the temperatures may be so high that the molecules cannot be even assembled.

6. The evolution of lithium-rich carbon stars

As shown in the previous sections, the opacity effect driven by the third dredge-up is expected to be important for AGB stars that both are carbon rich and experience HBB. Interestingly, there is one group of observed objects that could meet these

conditions, namely the luminous lithium-rich carbon stars. In fact, among the most luminous carbon stars detected in the Magellanic Clouds a few possess a significant enhancement of lithium abundance in the magnitude range $-5.5 \gtrsim M_{\text{bol}} \gtrsim -6.5$ (e.g. Smith & Lambert 1989, 1990).

These stars are currently explained considering the combined effect of the the third dredge-up for the surface enrichment of carbon, and the Cameron & Fowler (1971) mechanism, operating under HBB conditions, for the synthesis and temporary survival of lithium at the photosphere. Ventura et al. (1999) address this question with the aid of full AGB evolutionary models (with initial masses $3.3 \leq M/M_{\odot} \leq 4.0$). They show that the chemical peculiarities of the high-luminosity lithium-rich C-stars can be reproduced only under strict structural conditions for the occurrence of HBB. Specifically, the temperature at the base of the convective envelope should vary within a narrow range, that is $4 \times 10^7 \lesssim T_{\text{bce}} \lesssim 6.5 \times 10^7$. The lower limit is the minimum temperature required to activate the Cameron & Fowler mechanism for lithium production, the upper limit corresponds to the maximum temperature to preserve carbon against an efficient destruction by the CNO-cycle. This temperature requirement would be fulfilled by AGB stars with initial masses and luminosities within small ranges. Just in virtue of the predicted narrow luminosity domain these stars might be also used as independent distance-indicators, as suggested by Ventura et al. (1999).

In the light of the analysis just developed we can already envisage that the introduction of variable molecular opacities (not included in Ventura et al. (1999) calculations) may alter some of those findings. It is not among the scopes of the present paper to perform a detailed analysis of all these issues, however our test calculations show that the impact of variable molecular opacities may be important for models of lithium- and carbon-rich stars and future detailed models should include this physics.

Figure 4 helps to illustrate this point. The evolution of T_{bce} is shown as a function of time during the TP-AGB phase of the same intermediate-mass models already discussed in the previous sections, assuming either κ_{fix} or κ_{var} . Following Ventura et al. (1999) the strict temperature conditions for the formation of lithium-rich carbon stars define the hatched rectangular region.

A systematic difference affects the results obtained with variable molecular opacities. While in models with κ_{fix} the C-rich and Li-rich phase is characterised by a steady increase of T_{bce} which keeps on for some time even after the subsequent conversion to an oxygen-rich configuration, in models with κ_{var} the same phase always intercept the maximum of T_{bce} , after which an abrupt drop is expected as a consequence of the onset of the super-wind.

As a consequence, we expect significant changes in the predicted properties of these stars, such as the duration, the luminosity range, and the maximum Li production of this chemically-peculiar phase. Important differences should result also in respect to the chemical yields from these stars. In fact the latter group of models with κ_{var} is expected to enrich the ISM with newly synthesised carbon and lithium, while the former models with κ_{fix} should eject primary nitrogen and lithium.

A quantitative prediction of the yields from these stars cannot be given at this stage and it is postponed to a future work.

7. Weighing the impact of the new results

As already discuss in Sect. 5, the introduction of variable molecular opacities may importantly affect AGB models experiencing both the third dredge-up and HBB, within a relatively narrow range of initial stellar masses, roughly from 3.0 up to $4.0 M_{\odot}$, depending on metallicity and model assumptions.

To assess the significance of the new results we will exploit a few basic relations from the theory of stellar populations (e.g. Tinsley 1980). In a composite stellar population like a galaxy, the expected number of TP-AGB stars with initial masses in the interval $[m, m + dm]$ is expressed by

$$N(m) dm \propto \phi(m) \psi[T_G - t(m)] t_{\text{TP-AGB}}(m) dm \quad (2)$$

where $\phi(m)$ is the initial mass function (IMF), $\psi[T_G - t(m)]$ is the star formation rate (SFR) evaluated at the time of stellar birth (T_G is the galaxy age and $t(m)$ is the present stellar age), and $t_{\text{TP-AGB}}(m)$ is the TP-AGB lifetime of a star with initial mass m .

Let us now consider the typical mass range for the occurrence of HBB, say from $m = M_{\text{min}}^{\text{HBB}}$ to $m = M_{\text{up}}$. The lower limit corresponds to the minimum stellar mass necessary to get T_{bcc} high enough to activate nuclear H-burning in the deepest layers of the convective envelope, i.e. $\approx 1 \times 10^7$ K for the p-p chains or $\approx 2 \times 10^7$ K for the CNO cycle. Present stellar models (Romano et al. 2001) indicate that the production of lithium from AGB stars via the beryllium-transport mechanism requires $M_{\text{min}}^{\text{HBB}} \approx 3.0 - 3.5 M_{\odot}$ as the metallicity increases in the range $Z = 0.001 - 0.02$.

The upper limit M_{up} is the maximum initial mass for a star to develop an electron-degenerate C-O core, and its predicted value is sensitive to metallicity and model details, e.g. the treatment of convective boundaries. In most cases M_{up} is expected to lie within 5 and $8 M_{\odot}$.

Relative to the mass range $[M_{\text{min}}^{\text{HBB}}, M_{\text{up}}]$, *what is the expected fraction of AGB stars for which the present study could significantly alter the existing model predictions, i.e. in terms of evolutionary properties and chemical yields?*

To answer this question it is useful to calculate the cumulative distribution function

$$F(M) = P(m \leq M) = \frac{\int_{M_{\text{min}}^{\text{HBB}}}^M N(m) dm}{\int_{M_{\text{min}}^{\text{HBB}}}^{M_{\text{up}}} N(m) dm} \quad (3)$$

where $N(m) dm$ is given by Eq. (2). This latter gives the probability that an AGB star has a progenitor with an initial mass $m \leq M$, with m varying within the range $[M_{\text{min}}^{\text{HBB}}, M_{\text{up}}]$.

For the sake of simplicity, a first estimate is obtained assuming constant metallicity, constant SFR, $t_{\text{TP-AGB}}$ independent of the stellar mass, and adopting the Salpeter IMF ($\phi(m) \propto m^{-2.35}$). The results are shown in Fig. 5 for three choices of M_{up} and setting $M_{\text{min}}^{\text{HBB}} = 3.3 M_{\odot}$. We see that in all cases $F(3.3 M_{\odot}) = 0$ and $F(M_{\text{up}}) = 1$ by construction.

It turns out that $F(4) = 0.33, 0.42, 0.53$ for $M_{\text{up}} = 8, 6, 5 M_{\odot}$ respectively, meaning that AGB stars with initial masses in

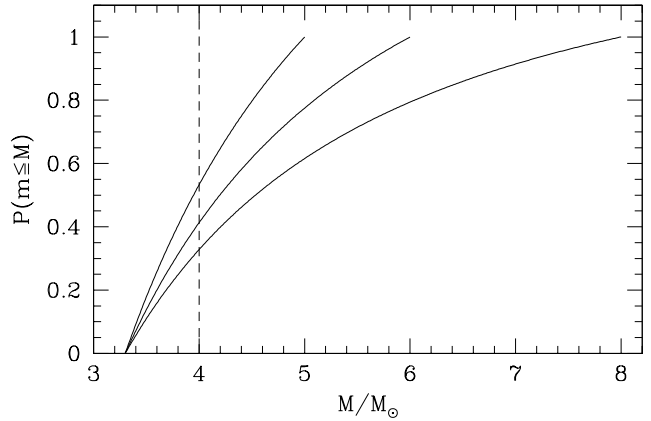


Fig. 5. Cumulative distribution function defined by Eq. (2), yielding the probability to have an AGB star with initial mass $3.3 M_{\odot} \leq m \leq M$. The distribution is normalised to the total number of AGB stars with masses in the range $[M_{\text{min}}^{\text{HBB}}, M_{\text{up}}]$, where M_{up} is set equal to $5, 6,$ and $8 M_{\odot}$ in the three plotted curves

the interval $[3.3, 4.0] M_{\odot}$ correspond to a sizable fraction of whole massive range. We remark that these are lower limits to the true values since larger fractions are expected when taking the mass-dependence of $t_{\text{TP-AGB}}$ into account, as the TP-AGB lifetime should decrease with increasing stellar mass (e.g. Vassiliadis & Wood 1993).

In summary, these simple calculations indicate that the impact of the variable molecular opacities should apply to an important fraction of more massive AGB models. For our particular class of models, with $M_{\text{up}} = 5 M_{\odot}$, more than half of the stars experiencing HBB should be affected by the results of the present study.

8. Cautionary remarks

The results of this study depend on the assumed law for mass loss and its sensitiveness to changes in T_{eff} . In our exploratory calculations we have adopted the formalism by Vassiliadis & Wood (1993) according to which, before the onset of the superwind, the mass-loss rate scales exponentially with the pulsation period and $P \propto T_{\text{eff}}^{-3.88}$. This dependence on T_{eff} derives from the underlying period-mass-radius for the fundamental mode (Wood 1990). We should remark that this latter relation is based on pulsation models for variable AGB stars with oxygen-rich envelope compositions.

Due to the present lack of pulsation models suitably constructed for C-stars, we have employed the same period-mass-radius relation for TP-AGB models regardless of the actual C/O ratio. As already mentioned, this fact implies that as soon as the third dredge-up makes $\text{C/O} > 1$, P is predicted to increase because of the decrease in T_{eff} caused by the enhanced molecular opacities.

The physical soundness of this assumption could be verified only with the aid of pulsation models for C-rich compositions, using adequate κ_{var} opacities. Preliminary calculations indicate that passing from $\text{C/O} < 1$ to $\text{C/O} \sim 2.5 - 3$, the pul-

sation period actually almost doubles (Peter R. Wood, private communication). A detailed and quantitative investigation of this issue is left to a future analysis.

Another source of uncertainty is related to the incapability of the our TP-AGB models, based on integrations of static envelopes, to account for the possible feedback between the third dredge-up and HBB as shown by Stancliffe et al. (2004). In brief, deep dredge-up episodes would actually increase T_{bce} compared to models with shallower dredge-up, an effect which goes in the opposite direction to that due to the variable molecular opacities discussed in this work. In this context detailed AGB models with variable opacities are needed to fully investigate the reciprocal feed-backs between the third dredge-up and HBB.

9. Summary and conclusions

This study has shown that hot-bottom burning may be weakened, quenched or even prevented as a consequence of the third dredge-up in intermediate-mass AGB stars.

The effect of the third dredge-up against HBB is to be ascribed to the response of the outer layers (i.e. convective envelope and atmosphere) to the drastic change in the molecular opacities at the transition from $C/O < 1$ to $C/O > 1$. Essentially two factors contribute, namely:

- The sudden decrease of T_{eff} which accelerates the attainment of larger mass-loss rates, hence the reduction of the envelope mass;
- The decrease of the temperature at the base of the convective envelope, which weakens the nuclear reaction rates of the CNO-cycle.

These circumstances are expected to take place *only under specific conditions*, namely i) in the early stages of the TP-AGB phase, the third dredge-up is able to convert the AGB star into a carbon star before hot-bottom burning becomes strong enough to efficiently destroy the newly dredged-up carbon in favour of nitrogen, and ii) the metallicity is high enough to allow molecules to form in sufficient concentrations in the atmosphere.

Our calculations indicate that such conditions are likely met in AGB models within a relatively small range of stellar masses, i.e. $M \approx 3.0 - 4.0 M_{\odot}$ and for metallicities $Z \gtrsim 0.001$, while they should not apply to more massive models where any early transition to the C-rich domain is prevented by HBB itself, and to more metal poor models for which molecules do not play an important role.

Despite the narrowness of the involved mass range, it has been shown that the new results should affect a sizable fraction, say $\gtrsim 30 - 50\%$, of the whole group of massive AGB stars that could undergo HBB.

The impact of such effect, so far neglected by full AGB models, may be large, so as to likely modify the current predictions (e.g. nucleosynthesis, mass range, lifetimes, chemical yields) for the most massive carbon stars, that are predicted to populate the bright wing of the carbon star luminosity function. These luminous carbon stars are expected to exhibit the fingerprints of the HBB nucleosynthesis and they could explain the

existence of particular groups of observed objects, such as the lithium-rich carbon stars (Smith et al. 1995), and possibly those among the J-type carbon stars that are found to be brighter than N-type stars (Morgan et al. 2003). Moreover, the new results could affect the predicted chemical abundances of planetary nebulae (PN) produced by intermediate-mass progenitors, i.e. by reducing the mass range of those that are usually associated to type I PNe (with measured over-abundances of He and N).

Finally, our study indicates that the impact of variable opacities on the yields of the lowest metallicity massive AGB models ($Z \leq 0.001$) is probably minor, due to the high dependence of molecular formation on temperature.

Therefore, in order to perform a reliable comparison between models and observations and to evaluate the role of these stars in the chemical enrichment of the interstellar medium, new AGB evolutionary calculations, including variable molecular opacities, are demanded.

Acknowledgements. P.M. thanks the anonymous referee and Léo Girardi for their remarks that have contributed to improve the original version of the paper. This study was supported by the University of Padova (Progetto di Ricerca di Ateneo CPDA052212).

References

- Alexander, D.R., & Ferguson, J.W. 1994, ApJ, 437, 879
 Anders, E., & Grevesse, N. 1989, Geochimica et Cosmochimica Acta, 53, 197
 Blöcker, T., 1995 A&A, 297, 727
 Boothroyd, A.I., & Sackmann, I.-J. 1992, ApJ, 393, L21
 Busso, M., Gallino, R., & Wasserburg, G.J. 1999, ARA&A, 37, 239
 Cameron, A.G.W., & Fowler, W.A. 1971, ApJ, 164, 111
 Caughlan, G.R., & Fowler, W.A. 1988, Atomic Data Nucl. Data Tables, 40, 283
 Costa, E., & Frogel, J.A. 1996, AJ, 112, 2607
 Cioni M.-R., Loup, C., Habing, H. J., Fouqu, P., & Bertin, E. 2000, A&AS, 144, 235
 Forestini, M., & Charbonnel, C. 1997, A&AS, 123, 241
 Frost, C.A., Cannon, R., Lattanzio, J.C., et al. 1998, A&A, 332, L17
 Frost, C.A., Lattanzio, J.C., & Wood, P.R. 1998, ApJ, 500, 355
 Girardi, L., Bressan, A., Bertelli, G., & Chiosi, C. 2000, A&AS, 141, 371
 Graboske, H.C., Dewitt, H.E., Grossman, A.S., & Cooper, M.S. 1973, ApJ, 181, 457
 Gratton, R.G., Bonifacio, P., Bragaglia, A., Carretta, E., Castellani, V., et al. 2001, A&A, 369, 87
 Herwig, F. 2004, ApJS, 155, 651
 Iben, I. Jr., & Renzini, A., 1983, ARA&A, 21, 271
 Iglesias, C.A., & Rogers, F.J. 1996, ApJ, 464, 943
 Karakas, A. I., Lattanzio, J.C., & Pols, O.R. 2002, PASA, 19, 515
 Karakas, A. I., & Lattanzio, J.C. 2003, PASA, 20, 279
 Kippenhahn, R., Weigert, A., & Hofmeister, E., 1967, in Methods in Computational Physics, Alder B., Fernbach S., Rotenberg M. (eds.), New York: Academic Press Vol. 7, p. 129
 Lambert, D.L., Gustafsson, B., Eriksson, K., & Hinkle, K.H. 1986, ApJS, 62, 373
 Marigo, P. 1998, A&A, 340, 463
 Marigo, P. 2001, A&A, 370, 194
 Marigo, P. 2002, A&A, 387, 507
 Marigo, P., Bressan, A., & Chiosi, C. 1996, A&A, 313, 545
 Marigo, P., Bressan, A., & Chiosi, C. 1998, A&A, 331, 564
 Marigo, P., Girardi, L., & Bressan, A. 1999, A&A, 344, 123

- Marigo, P., Bernard-Salas, J., Pottasch, S. R., Tielens, A. G. G. M., & Wesselius, P. R. 2003a, *A&A*, 409, 619
- Marigo, P., Girardi, L., & Chiosi, C. 2003b, *A&A*, 403, 225
- Marigo, P., & Girardi, L. 2006, *A&A* submitted
- Morgan, D.H., Cannon, R.D., Hatzidimitriou, D., & Croke, B.F.W. 2003, *MNRAS*, 341, 534
- Mowlavi, N., & Meynet, G. 2000, *A&A*, 361, 959
- Nikolaev, S., & Weinberg, M.D. 2000, *ApJ*, 542, 804
- Peimbert, M., & Torres-Peimbert, S. 1983, *IAU Symp.* 103, 233
- Renzini, A., & Voli, M. 1981, *A&A*, 94, 175
- Smith, V.V., & Lambert, D.L. 1989, *ApJ*, 345, L75
- Smith, V.V., & Lambert, D.L. 1990, *ApJS*, 72, 387
- Smith, V.V., Plez, B., & Lambert, D.L. 1995, *ApJ*, 441, 735
- Stancliffe, R.J., Tout, C.A., & Pols, O.R. 2004, *MNRAS*, 352, 984
- Tinsley, B.M. 1980, *FCPh*, 5, 287
- Ventura, P., D'Antona, F., & Mazzitelli, I. 1999, *ApJ*, 524, L111
- Ventura, P., & D'Antona, F. 2005a, *A&A*, 431, 279
- Ventura, P., & D'Antona, F. 2005b, *A&A*, 439, 1075
- Vassiliadis, E., & Wood, P.R. 1993, *ApJ*, 413, 641
- Ventura, P., D'Antona, F., & Mazzitelli, I. 1999, *ApJ*, 524, L11
- Wood, P.R. 1990, in *From Miras to Planetary Nebulae: Which Path for Stellar Evolution?*, M.O. Mennessier and A. Omont (eds), Yvette Cedex: Éditions Frontières, p. 67