

PRIMORDIAL NON-GAUSSIANITY AND DARK ENERGY CONSTRAINTS FROM CLUSTER SURVEYS

EMILIANO SEFUSATTI¹, CHRIS VALE¹, KENJI KADOTA^{1,2}, AND JOSHUA FRIEMAN^{1,3}

Draft version May 25, 2019

ABSTRACT

Galaxy cluster surveys will be a powerful probe of dark energy. At the same time, cluster abundances is sensitive to any non-Gaussianity of the primordial density field. It is therefore possible that non-Gaussian initial conditions might be misinterpreted as a sign of dark energy or at least degrade the expected constraints on dark energy parameters. To address this issue, we perform a likelihood analysis of an ideal cluster survey similar in size and depth to the upcoming South Pole Telescope/Dark Energy Survey (SPT-DES). We analyze a model in which the strength of the non-Gaussianity is parameterized by the constant f_{NL} ; this model has been used extensively to derive Cosmic Microwave Background (CMB) anisotropy constraints on non-Gaussianity, allowing us to make contact with those works. We find that the constraining power of the cluster survey on dark energy observables is not significantly diminished by non-Gaussianity provided that cluster redshift information is included in the analysis. We also find that even an ideal cluster survey is unlikely to improve significantly current and future CMB constraints on non-Gaussianity. However, when all systematics are under control, it could constitute a valuable cross check to CMB observations.

Subject headings: cosmology: theory - galaxies: clusters - dark energy

1. INTRODUCTION

Of the many fascinating discoveries in cosmology over the last decade, perhaps none have aroused more interest than the discovery of the accelerated expansion of the Universe (Riess et al. 1998; Perlmutter et al. 1999). Probing the nature of the dark energy thought to be driving this acceleration has become a top priority for the community, and among the promising tools under consideration are surveys of galaxy clusters. Since the number of clusters as a function of redshift and mass depends on both the growth of structure and on the volume of space, the cluster abundance is sensitive to the matter density, the density fluctuation amplitude, and the expansion history of the Universe. For this reason, upcoming cluster surveys will be powerful probes of cosmology (e.g. Haiman et al. 2000; Holder et al. 2001; Battye & Weller 2003; Molnar et al. 2004; Wang et al. 2004; Rapetti et al. 2005; Marian & Bernstein 2006).

Although constraining dark energy is a leading motivator for much of the interest in cluster surveys, it is worth noting that the cluster abundance is potentially sensitive to various cosmological parameters beyond those associated with dark energy. For example, it has been recognized for some time that slight deviations from Gaussianity in the primordial matter distribution would cause a significant change in the high mass tail of the halo distribution (Lucchin & Matarrese 1988; Colafrancesco et al. 1989; Chiu et al. 1998; Robinson et al. 1998; Robinson & Baker 2000; Koyama et al. 1999; Robinson et al. 2000; Matarrese et al. 2000). In

this paper, we use a maximum likelihood analysis to investigate the extent to which dark energy constraints from cluster surveys are degraded by including the possibility of non-Gaussian initial conditions, in particular when considered within the limits allowed by present and future CMB observations.

The specific form of non-Gaussian initial conditions we consider here is of the local type, described in position space by a primordial gravitational potential of the form (Verde et al. 2000; Komatsu & Spergel 2001)

$$\Phi(\mathbf{x}) = \phi(\mathbf{x}) + f_{NL}[\phi^2(\mathbf{x}) - \langle \phi^2(\mathbf{x}) \rangle] \quad (1)$$

where $\phi(\mathbf{x})$ is a Gaussian random field and the degree of non-Gaussianity is parameterized in terms of the constant f_{NL} . For this model, tight constraints of the order of $\Delta f_{NL} \sim 40$ are provided by CMB observations (Komatsu et al. 2003; Creminelli et al. 2006; Spergel et al. 2006; Chen & Szapudi 2006), while constraints that are somewhat weaker but that are closer in physical scale to that of clusters are expected from higher-order galaxy correlations (Scoccimarro et al. 2004). From a theoretical point of view, the non-Gaussian model of Eq. (1) is motivated in part by studies of the generation of density perturbations in inflationary scenarios; while single-field inflation models typically predict an unobservably small value for f_{NL} (e.g. Acquaviva et al. 2003; Maldacena 2003), multi-field inflation models can lead to much higher values (e.g. Lyth et al. 2003; Dvali et al. 2004; Zaldarriaga 2004; Creminelli 2003; Arkani-Hamed et al. 2004; Alishahiha et al. 2004; Kolb et al. 2006; Sasaki et al. 2006). For a review, see Bartolo et al. (2004).

While we believe it is worthwhile to keep an open mind to other forms of non-Gaussianity which may not be properly described by the simple expression in Eq. (1), and which might make the extrapolation of current CMB constraints to cluster scales less straightforward than we assume here (see, e.g., Mathis et al. 2004), we note that

Electronic address: emiliano@fnal.gov

¹ Particle Astrophysics Center, Fermi National Accelerator Laboratory, Batavia, IL 60510-0500

² William I. Fine Theoretical Physics Institute, University of Minnesota, Minneapolis, MN 55455

³ Kavli Institute for Cosmological Physics and Department of Astronomy & Astrophysics, The University of Chicago, Chicago, IL 60637

the physical scale probed by clusters differs from that of the Planck survey by roughly a factor of two, so that the two probes are likely to be affected more or less equally by deviations from Eq. (1).

As we discuss below in greater detail, the parameters in our likelihood analysis include f_{NL} , the matter density Ω_m and the matter fluctuation amplitude σ_8 , while we consider both a constant and time-varying dark energy equations of state described in terms of one (w) and two (w_0 and w_a , Linder 2003) parameters respectively. For definiteness, we assume a fiducial ideal survey similar in size and depth to that of the upcoming South Pole Telescope/Dark Energy Survey (SPT-DES, Ruhl et al. 2004; Abbott et al. 2005). We assume a Λ CDM fiducial cosmology, for two values of σ_8 , since cluster number counts are extremely sensitive to this parameter.

This paper is organized as follows. In section 2 we introduce our model for the non-Gaussian mass function and describe our analysis of the dependence of the expected errors on cosmological parameters on the non-Gaussian component. In section 3 we present our results and we conclude in section 4.

2. THE MODEL

In this section we present the methods applied in the present work. We begin with a brief review of previous works dealing with non-Gaussian initial conditions in galaxy cluster observations, and then we describe in detail our treatment of the non-Gaussian mass function. We conclude this section with a discussion of the likelihood analysis whose results will be given in section 3.

2.1. Historical overview

Expressions for the cluster mass function in the presence of non-Gaussian initial conditions have been derived as extensions to the Press-Schechter ansatz (PS, Press & Schechter 1974) first by Lucchin & Matarrese (1988) and Colafrancesco et al. (1989) while a simpler approach has been adopted later by Chiu et al. (1998) and Robinson et al. (1998).

The original PS formula describes the comoving number density $n(M)dM$ of clusters with mass in the interval $(M, M + dM)$ as

$$n_{PS}(M)dM = -\frac{2\bar{\rho}}{M} \frac{d}{dM} \left[\int_{\delta_c/\sigma_M}^{\infty} P_G(y) dy \right] dM, \quad (2)$$

where we suppress, for clarity, the redshift dependence, $\bar{\rho}$ is the comoving mass density, σ_M is the r.m.s. of mass fluctuations in spheres of radius $R = (3M/4\pi\bar{\rho})^{1/3}$, $\delta_c = 1.686$ is the critical linear overdensity in the spherical collapse model and P_G is the Gaussian probability distribution function (PDF), $P_G(y) = e^{-y^2/2}/\sqrt{2\pi}$. Since the function $P_G(y)$ does not depend explicitly on the mass M , and therefore on the scale R , Eq. (2) reduces to

$$n_{PS}(M)dM = -\frac{2\bar{\rho}}{M^2} \frac{\delta_c}{\sigma_M} \frac{d \ln \sigma_M}{d \ln M} P_G(\delta_c/\sigma_M) dM. \quad (3)$$

The PS formalism assumes that the scale dependence of the PDF of the density field is completely described by the scale dependence of the variance σ_M^2 . Lucchin & Matarrese (1988), Colafrancesco et al. (1989)

and, later Matarrese et al. (2000) considered a derivation of the non-Gaussian mass function, based on Eq. (2), that takes into account the scale dependence of higher order cumulants, thereby allowing for a generic dependence of the PDF on the smoothing scale R . Specifically, Matarrese et al. (2000) (hereafter MVJ) derived the mass function corresponding to the model described by Eq. (1). The non-Gaussianity of the mass function is described, in first approximation, in terms of the skewness $S_{3,R}$ of the smoothed density field δ_R ,

$$S_{3,R} \equiv \frac{\langle \delta_R^3 \rangle}{\langle \delta_R^2 \rangle^2}, \quad (4)$$

and it is obtained from the cumulant generator of the distribution as

$$n_{MVJ}(M)dM \simeq -\frac{2\bar{\rho}}{M^2} \frac{1}{\sigma_M} \times \left[\frac{1}{2} \frac{\delta_c^3}{\delta_*} \frac{dS_{3,R}}{d \ln M} + \delta_* \frac{d \ln \sigma_M}{d \ln M} \right] \frac{e^{-\delta_*^2/(2\sigma_M^2)}}{\sqrt{2\pi}} dM, \quad (5)$$

where $\delta_* = \delta_c \sqrt{1 - S_{3,R} \delta_c/3}$.

It's worth noticing here that although Eq. (1) should be seen as a truncated expansion in powers of ϕ , the mass function provided by Eq. (5) is not linear in the non-Gaussian parameter f_{NL} (since $S_{3,R} \sim f_{NL}$); rather it describes the non-Gaussian PDF by its proper dependence on the skewness while neglecting all higher order cumulants.

The simpler extension to non-Gaussian initial conditions introduced by Chiu et al. (1998) consists instead of replacing the Gaussian function $P_G(y)$ in Eq. (3) by the appropriate, non-Gaussian PDF $P_{NG}(y)$, assumed to be scale-independent. The resulting mass function, which we will denote here as ‘‘extended-PS’’ or EPS, therefore reads

$$n_{EPS}(M)dM = -\frac{2\bar{\rho}}{M^2} \frac{\delta_c}{\sigma_M} \times \frac{d \ln \sigma_M}{d \ln M} P_{NG}(\delta_c/\sigma_M) dM. \quad (6)$$

This approach, has been tested in N-body simulations by Robinson & Baker (2000) for several non-Gaussian models; they find that Eq. (6) agrees with measurement of the cumulative mass function $n(> M)$ in the simulations to within 25%. While this error is slightly larger than the differences between the PS formula, Eq. (2), and simulation results for Gaussian initial conditions, it is much smaller than the model-to-model differences between the cumulative mass functions. As a measure of the non-Gaussianity of the tail of the distribution function $P_{NG}(y)$, Robinson et al. (1998) introduced the parameter G (there called T) defined as

$$G = \frac{\int_3^{\infty} P_{NG}(y) dy}{\int_3^{\infty} P_G(y) dy} \quad (7)$$

with $G = 1$ corresponding to the Gaussian case.

Following this approach Robinson et al. (1998), Koyama et al. (1999) and Willick (2000) placed constraints on primordial non-Gaussianity from X-ray cluster survey observations (Henry & Arnaud 1991; Ebeling et al. 1996; Henry 1997) and Amara & Refregier

(2004) relate primordial non-Gaussianity with the normalization of the dark matter power spectrum. In particular, assuming that the non-Gaussian primordial field can be generically described by a log-normal distribution, Robinson et al. (2000) found, for a Λ CDM cosmology, the constraint $G < 6$ at 2σ level. An analysis of the constraining power of future Sunyaev-Zel'dovich (SZ) cluster surveys on cosmological parameters which includes the possibility of primordial non-Gaussianity is provided by Benson et al. (2002). Specifically, this work assumes the log-normal PDF studied by Robinson et al. (2000) and performs a Fisher-matrix analysis that includes the matter and baryon density parameters Ω_m and Ω_b , σ_8 and the non-Gaussian factor G . The results for the $1\text{-}\sigma$ errors on G , assuming priors from CMB, Large-Scale Structure (LSS) and supernovae (SN) observations, are $\Delta G \simeq 2$ and $\Delta G \simeq 0.1$ for the Bolocam and Planck experiments respectively.

Finally, Sadeh et al. (2006) apply the same extended PS formalism to the χ_m^2 non-Gaussian model (White 1999; Koyama et al. 1999). Here, however, much attention is devoted to highly non-Gaussian models, e.g., with $m = 1$ and 2 , which are already excluded by measurements of the galaxy bispectrum in the PSCz survey (Feldman et al. 2001).

2.2. The non-Gaussian mass function

In our analysis we will make use of the EPS approach, Eq. (6), since it can be more easily implemented (once the probability function $P_{NG}(y)$ is known) and avoids problems with small regions of the parameter space where the MVJ expression for the mass function, Eq. (5), is beyond its limits of validity. For most of the cases considered in section 3, however, we performed the analysis using both approaches, finding almost identical results.

Since the PS and EPS expressions are known to differ by up to 25% from N-body results, we use the EPS non-Gaussian mass function only to model *departures* from the Gaussian case; for the latter we use an analytic mass function fit to the N-body results. Specifically, we consider the non-Gaussian mass function $n(z, M, f_{NL})$ to be given by the product

$$n(z, M, f_{NL}) = n_G(z, M) F_{NG}(z, M, f_{NL}), \quad (8)$$

where $n_G(z, M)$, corresponding to the Gaussian case, is the fit to N-body simulations provided by Jenkins et al. (2001),

$$n_G(z, M)dM = -0.301 \frac{\rho_m}{M\sigma_M} \frac{d\sigma_M}{dM} \times \exp[-|0.64 - \log[D(z)\sigma_M]|^{3.82}], \quad (9)$$

where $D(z)$ is the linear growth factor computed by solving the differential equation governing structure evolution. The non-Gaussian factor $F_{NG}(z, M, f_{NL})$ is derived from the EPS mass function and simply given by

$$F_{NG}(z, M, f_{NL}) \equiv \frac{n_{EPS}(z, M, f_{NL})}{n_{PS}(z, M)} \quad (10)$$

where n_{PS} is the Gaussian PS mass function. Note that for $f_{NL} = 0$ we have $n_{EPS} = n_{PS}$.

It can be easily shown that the predictions of the EPS and MVJ methods are very close by comparing them for relevant values of the parameter f_{NL} . In Fig. 1 we

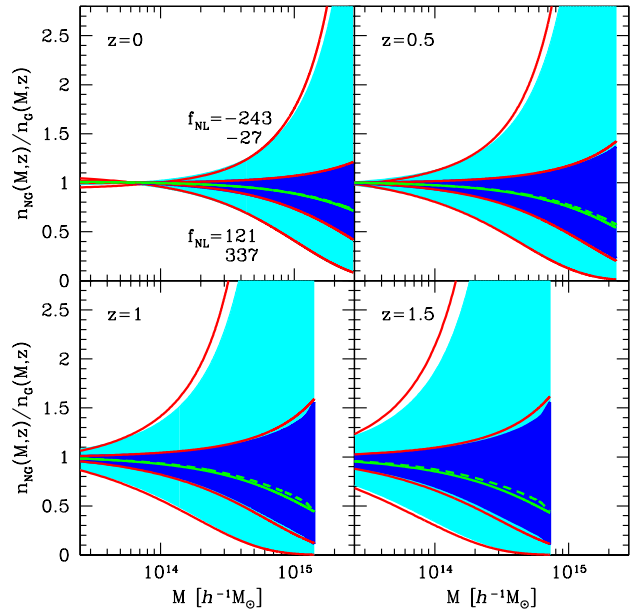


FIG. 1.— Uncertainty on the mass function $n(M, z)$ due to non-Gaussianity expressed as the ratio between the non-Gaussian to the Gaussian mass function at four different redshifts (0, 0.5, 1 and 1.5) for different values of f_{NL} . The inner, darker shaded region corresponds to the $(2\text{-}\sigma)$ limits $-27 < f_{NL} < 121$ derived from the WMAP (first year) constraints on f_{NL} by Creminelli et al. (2006) while the lighter region corresponds to the limits $-243 < f_{NL} < 337$ from the expected SDSS galaxy bispectrum constraints (Scoccimarro et al. 2004) computed with the EPS approach, Eq. (6). The continuous lines, almost coincident with the boundaries of the shaded regions, correspond to the same limits computed by means of the MVJ formula, Eq. (5). Finally the central lines denote the fiducial value $f_{NL} = 47$ (EPS continuous, MVJ dashed).

plot the ratio of the non-Gaussian mass function to the Gaussian one at different redshifts and as a function of the mass M for the $2\text{-}\sigma$ limits

$$-27 < f_{NL} < 121,$$

obtained from the bispectrum analysis of the WMAP 1-year data by Creminelli et al. (2006), yielding constraints that are slightly tighter than but consistent with those obtained from the WMAP 3-year data by Spergel et al. (2006). We plot as well the limits

$$-243 < f_{NL} < 337,$$

corresponding to the $1\text{-}\sigma$ error $\Delta f_{NL} = 145$ expected from measurements of the galaxy bispectrum in the Sloan Digital Sky Survey (SDSS) main sample (Scoccimarro et al. 2004). Notice that in the latter case we are assuming here as fiducial value for the non-Gaussian parameter $f_{NL} = 47$, i.e. the maximum likelihood value of the cited WMAP analysis. The continuous lines denote therefore the allowed region computed by means of the MVJ formula, Eq. (5), while the shaded area corresponds to the same quantity determined assuming the EPS formalism of Eq. (6). Notice that a negative f_{NL} corresponds to a cluster overdensity.

The non-Gaussian PDF $P_{NG}(y)$ that appears in the EPS formula, Eq. (6), is measured from realizations on a

512³ grid in a box of $1 h^{-1}$ Gpc side of the gravitational potential Φ described by Eq. (1) in terms of the Gaussian field ϕ , then converted into the mass density field in Fourier space by means of a transfer function computed by the CMBFAST code (Seljak & Zaldarriaga 1996) and finally smoothed on a $R = 4 h^{-1}$ Mpc scale. The probability functions are calculated assuming the fiducial cosmology described below and for a set of values of f_{NL} from -500 to 500 and then interpolated to the desired value. It is evident from the figure that the difference between the two approaches, for this non-Gaussian model, is minimal, essentially noticeable just for large negative values of f_{NL} . This is due to the relatively mild dependence on the smoothing scale R of the *reduced skewness* $s_{3,R} \equiv S_{3,R}\sigma_R$ for our non-Gaussian model, as we tested as well by choosing different smoothing lengths for the probability distributions measured from the realizations. On the other hand, the close results obtained by the different methods show how the degree of non-Gaussianity currently allowed can be described by the first moments of the primordial distribution, if not by the skewness alone. It is worth stressing, however, that both prescriptions for the non-Gaussian mass function, even when limited to modeling deviations from the Gaussian case, need to be properly tested against N-body simulations. New results in this direction will soon be available (Matarrese 2006).

By means of the mentioned measured probability functions, in the framework of the EPS approach, it is also possible to translate the constraints on the parameter f_{NL} into constraints on the parameter G defined in Eq. (7). As an example, the WMAP 1- σ error $\Delta f_{NL} = 37$ (Creminelli et al. 2006) corresponds to $\Delta G \simeq 0.06$ while the expected 1- σ error $\Delta f_{NL} = 145$ from SDSS galaxy bispectrum measurement corresponds to $\Delta G \simeq 0.25$.

2.3. Likelihood analysis

In this section we describe the likelihood analysis we use to obtain our results. We will consider two simple models depending on four and five parameters. In addition to f_{NL} we consider the matter density parameter Ω_m , fluctuation amplitude parameter σ_8 and we will separately consider the cases of dark energy with either a constant equation of state parameter (w) or a time-varying equation of state described by two parameters (w_0 and w_a). In all cases we assume a spatially flat cosmological model for simplicity.

The fiducial values assumed for the likelihood analysis are given in Table 1. Since the expected number of observable clusters is highly dependent on the value of σ_8 , for the four parameter model we perform the analysis assuming as well the lower value $\sigma_8 = 0.75$, while in every other case we assume $\sigma_8 = 0.9$. The choice of the fiducial value $f_{NL} = 47$ for the non-Gaussian parameter does not substantially affect any of the results of the present work.

Unless otherwise stated, we consider an ideal survey with limiting mass $M_{lim} = 1.75 \times 10^{14} h^{-1} M_\odot$ and with a sky coverage of 4000 deg^2 ($f_{sky} \simeq 10\%$) out to a maximum cluster redshift of 1.5, corresponding to the expectations for the SPT and DES projects. For our fiducial model with $\sigma_8 = 0.9$ and $f_{NL} = 47$, this yields a total of 19,000 clusters in 15 redshift bins; if we had instead chosen $f_{NL} = 0$ for the fiducial model, we would

TABLE 1
FIDUCIAL VALUES FOR THE COSMOLOGICAL AND NON-GAUSSIAN PARAMETERS.

Parameter		Fiducial value
Ω_m	matter density	0.27
σ_8	galaxy fluctuation amplitude	0.9 (0.75)
w/w_0	dark energy equation of state	-1
w_a	dark energy equation of state	0
f_{NL}	non-Gaussian parameter	47
n_s	scalar spectral index	1
h	Hubble parameter	0.72
$\Omega_b h^2$	physical baryon density	0.0232
Ω_Λ	dark energy density	$1 - \Omega_m$

obtain 20,000 clusters, consistent with earlier estimates (Wang et al. 2004).

We study the dependence on cosmology and on the constant f_{NL} of the total number and mass distribution of clusters above a certain *fixed*, i.e. redshift independent, threshold mass M_{lim} and explore the degeneracies introduced by varying non-Gaussian initial conditions. While the redshift dependence of the threshold mass should be included when making precise predictions for a given survey, this dependence is weak for SZ-selected cluster samples; as a result, our neglect of such dependence here will not significantly affect our conclusions.

The total number of clusters with mass M above M_{lim} , per unit redshift, is given by

$$\frac{dN}{dz} = \Delta\Omega \frac{dV}{dz d\Omega}(z) \int_{M_{lim}}^{\infty} n(z, M, f_{NL}) dM \quad (11)$$

where

$$\frac{dV}{dz d\Omega}(z) = \frac{1}{H(z)} \left[\int_0^z \frac{dz'}{H(z')} \right]^2 \quad (12)$$

is the cosmology-dependent volume factor for flat models and $\Delta\Omega$ is the solid angle subtended by the survey area.

We show in Fig. 2 the sensitivity of the *total* number of clusters above M_{lim} per unit redshift and unit area (upper panels) and of the comoving number density (lower panels) to different values of the non-Gaussian parameter f_{NL} compared with the sensitivity to different values of the dark energy equation of state parameter w_0 and of the fluctuation amplitude parameter σ_8 .

Fig. 2 (upper left panel) shows that varying f_{NL} over the range allowed by current CMB observations yields changes in the cluster counts comparable to a 10% variation in the dark energy equation of state parameter w . However, the upper right panel of Fig. 2 shows that the redshift dependence of the mass function variations due to non-Gaussianity are different from the variations due to changes in w . This is essentially due to the fact that w affects both the mass function and the volume factor. On the other hand, the redshift dependence of variations due to changes in f_{NL} appears more similar to variations induced by changes in σ_8 , so we expect a stronger degeneracy between these two parameters.

In Fig. 3 we show the sensitivity of the mass function $n(M, z)$ on the same parameters, this time as a function of the mass M for $z = 0$ (upper panels) and $z = 1$ (lower panels). In this case the behavior of the cluster density as we vary f_{NL} and σ_8 is quite different. One can

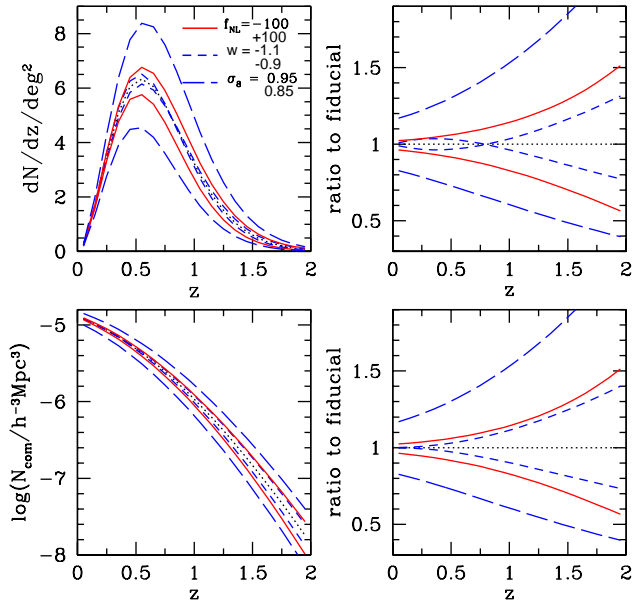


FIG. 2.— Cluster counts per unit redshift (upper panels) and comoving cluster density (lower panels) as a function of redshift for different values of the non-Gaussian parameter f_{NL} ($f_{NL} = \mp 100$, continuous lines), of the dark energy equation of state parameter w ($w = -1.1$ and -0.9 , short-dashed lines) and of σ_8 ($\sigma_8 = 0.85$ and 0.95 , long-dashed lines) compared to the fiducial case (dotted line) with $\sigma_8 = 0.9$, $w = -1$ and $f_{NL} = 0$. Assumes the mass limit $M_{lim} = 1.75 \times 10^{14} h^{-1} M_{\odot}$.

clearly see how non-Gaussianity is particularly significant for the high-mass tail of the distribution. This fact suggests that it might be relevant to consider a likelihood analysis that takes into account the *full* functional shape of the mass function by dividing the observable clusters in mass bins (see, for instance, Hu 2003; Lima & Hu 2005; Marian & Bernstein 2006). In this way one might expect to mitigate the f_{NL} - σ_8 degeneracy evident from Fig. 2 and better study the possibility of constraining non-Gaussianity with cluster surveys.

In the next section we will consider the two cases of an analysis involving a single mass bin defined by $M > M_{lim}$ and of an analysis with several mass bins. The likelihood function is based on the assumption of Poisson statistics for the cluster number measurements in each redshift bin, so that, for the single mass bin case we have

$$\ln \mathcal{L} = \sum_{i=1}^{N_{tot}^z} [N_i \ln N_i^* - N_i^* - N_i \ln N_i + N_i] \quad (13)$$

where N_{tot}^z is the total number of redshift bins, N_i^* is the fiducial number count in the i -th redshift bin, N_i is the number count of clusters in the i -th redshift bin for the specific model. Throughout the paper, we consider $N_{tot}^z = 15$ redshift bins with width $\Delta z = 0.1$ out to $z = 1.5$.

In the case of multiple mass bins, the likelihood function is of the form

$$\ln \mathcal{L} = \sum_{i=1}^{N_{tot}^z} \sum_{j=1}^{N_{tot}^M} [N_{ij} \ln N_{ij}^* - N_{ij}^*]$$

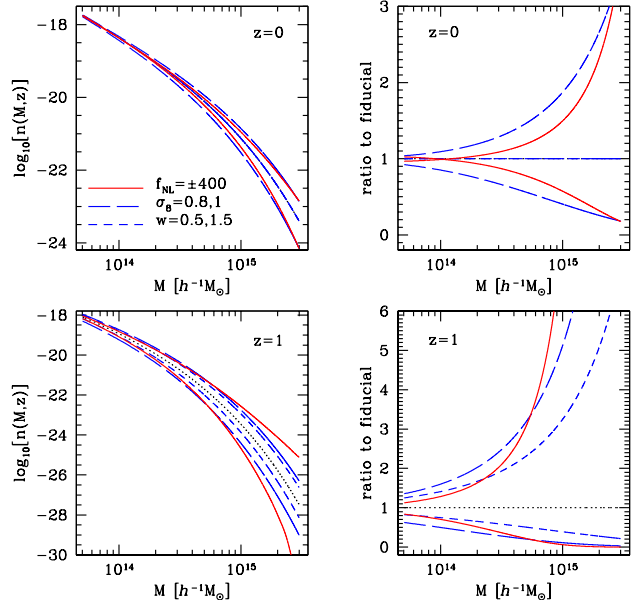


FIG. 3.— The mass function $n(M, z)$ as a function of the mass M at $z = 0$ (upper panels) and $z = 1$ (lower panels) for different values of the non-Gaussian parameter f_{NL} ($f_{NL} = \pm 400$, continuous lines), of the dark energy equation of state parameter w_0 (short-dashed lines) and of σ_8 (long-dashed lines) compared to the fiducial case (dotted line) with $\sigma_8 = 0.9$, $w = -1$ and $f_{NL} = 0$.

$$-N_{ij} \ln N_{ij} + N_{ij}] \quad (14)$$

with $N_{tot}^M = 10$ being the total number of mass bins logarithmically spaced from M_{lim} to $M_{max} = 5 \times 10^{15} h^{-1} M_{\odot}$; here N_{ij} is the number of model clusters in the i -th redshift bin and j -th mass bin.

We do not include systematic errors which a real survey will encounter, including uncertainties in the cluster mass-observable relation (e.g. Seljak 2002; Levine et al. 2002; Pierpaoli et al. 2003; Majumdar & Mohr 2003, 2004; Hu 2003; Lima & Hu 2004; Francis et al. 2005; Lima & Hu 2005; Kravtsov et al. 2006) and in cluster redshift determination (e.g. Huterer et al. 2004). We excluded as well statistical uncertainties related to sample variance (e.g. Hu & Kravtsov 2003) or theoretical uncertainties in the cluster mass function and its cosmological dependence (e.g. Heitmann et al. 2005; Warren et al. 2006; Reed et al. 2006; Crocce et al. 2006).

The marginalization of the likelihood functions is performed on a regular grid with a varying number of points chosen to optimize the sampling of the parameter space.

3. RESULTS

In this section we estimate the impact of marginalizing over the non-Gaussian parameter f_{NL} on the determination of the dark energy equation of state as well as on two other relevant cosmological parameters such as the matter density Ω_m and fluctuation amplitude σ_8 . We will separately consider the case of a dark energy equation of state determined by a single parameter (w) and the case of a two-parameter description of a time-varying equation of state (w_0 and w_a).

We derive the marginalized errors on the parameters

with fixed $f_{NL} = 47$ (no marginalization) and with three different Gaussian priors on f_{NL} , two corresponding to the constraints from CMB bispectrum measurements expected from the Planck experiment (Komatsu & Spergel 2001; Liguori et al. 2006) and measured in the WMAP experiment (Creminelli et al. 2006) with

$$f_{NL} = 47 \pm 5 \quad (1-\sigma, \text{Planck}) \quad (15)$$

and

$$f_{NL} = 47 \pm 37 \quad (1-\sigma, \text{WMAP}), \quad (16)$$

and a third corresponding to the expected constraints from the analysis of the SDSS main sample galaxy bispectrum (Scoccimarro et al. 2004),

$$f_{NL} = 47 \pm 145 \quad (1-\sigma, \text{SDSS forecast}). \quad (17)$$

This last case is motivated by a possible strong scale-dependence of primordial non-Gaussianity, not captured by the model defined by Eq. (1), that could result in a stronger non-Gaussian effect at smaller scales, thereby escaping the CMB constraints. As a rough estimate of the smallest scale probed by the mentioned experiments, we notice that for WMAP, the maximum multipole $l_{max} \simeq 1000$ corresponds to $\sim 50 h^{-1} \text{Mpc}$ while Planck is expected to probe a scale three times smaller; in the SDSS case a maximum comoving wavenumber $k_{max} \simeq 0.3 h \text{Mpc}^{-1}$ corresponds to $20 h^{-1} \text{Mpc}$. The typical scale probed by clusters is about 5 to $10 h^{-1} \text{Mpc}$, with the most massive clusters approaching the lowest scale probed by Planck.

In all the different cases considered we include as well the results obtained with two, independent, Gaussian priors on Ω_m and σ_8 with errors roughly corresponding to the knowledge provided by WMAP observations for a ΛCDM model (Spergel et al. 2006) in combination with other probes, such as, for example, the LSS power spectrum,

$$\sigma_8 = 0.9 \pm 0.05, \quad \text{and} \quad \Omega_m = 0.27 \pm 0.035, \quad (18)$$

and by future constraints from Planck in combination with other probes (PLANCK 2006),

$$\sigma_8 = 0.9 \pm 0.01, \quad \text{and} \quad \Omega_m = 0.27 \pm 0.0035. \quad (19)$$

As an extreme example, in the last two lines of tables, we give results corresponding to fixing Ω_m and σ_8 , studying therefore a likelihood function for the dark energy parameters and f_{NL} alone.

We caution that these priors have a purely illustrative significance and are chosen here for the sake of simplicity. A proper treatment of external data sets, which is beyond the scope of this paper, would naturally involve the parameters covariance and it would affect directly the dark energy parameters as well. On the other hand, even rigorous analyses of CMB or LSS galaxy power spectra would probably be insensitive to the non-Gaussian parameter f_{NL} .

3.1. 1-parameter Dark Energy equation of state

The main results in this paper are shown in Table 2, where we present the expected 1- σ errors from the cluster survey for the three parameters Ω_m , σ_8 and w with no marginalization on f_{NL} ($\Delta f_{NL} = 0$) and with a marginalization that includes the three Gaussian priors discussed above ($\Delta f_{NL} = 5, 37$ and 145), assuming in this case a

TABLE 2
EXPECTED COSMOLOGICAL ERRORS ($1-\sigma$) FROM THE CLUSTER SURVEY FOR THE 4-PARAMETER (Ω_m , σ_8 , w , f_{NL}) ANALYSIS. THE PERCENTAGES IN PARENTHESES EXPRESS THE INCREASE IN THE ERROR WITH RESPECT TO THE CASE WITHOUT MARGINALIZATION ON f_{NL} ($\Delta f_{NL} = 0$). WE ASSUME A FIDUCIAL $\sigma_8 = 0.9$ AND ONE MASS BIN DEFINED BY $M > M_{lim} = 1.75 \times 10^{14} h^{-1} M_\odot$.

prior:	$\Delta f_{NL} = 0$	$\Delta f_{NL} = 5$	$\Delta f_{NL} = 37$	$\Delta f_{NL} = 145$
No priors on Ω_m and σ_8				
Δw	0.046	0.046 (0%)	0.050 (9%)	0.078 (70%)
$\Delta \Omega_m$	0.0087	0.0087 (0%)	0.0088 (1%)	0.0089 (2%)
$\Delta \sigma_8$	0.0053	0.0054 (2%)	0.0084 (58%)	0.0230 (330%)
Δf_{NL}	-	5	37	127
Gaussian priors: $\Omega_m = 0.27 \pm 0.035$, $\sigma_8 = 0.9 \pm 0.05$				
Δw	0.045	0.045 (0%)	0.049 (9%)	0.075 (67%)
$\Delta \Omega_m$	0.0084	0.0084 (0%)	0.0085 (1%)	0.0086 (2%)
$\Delta \sigma_8$	0.0052	0.0052 (0%)	0.0082 (58%)	0.0208 (300%)
Δf_{NL}	-	5	36	116
Gaussian priors: $\Omega_m = 0.27 \pm 0.0035$, $\sigma_8 = 0.9 \pm 0.01$				
Δw	0.024	0.024 (0%)	0.031 (29%)	0.042 (75%)
$\Delta \Omega_m$	0.0032	0.0032 (0%)	0.0032 (0%)	0.0032 (0%)
$\Delta \sigma_8$	0.0021	0.0023 (10%)	0.0055 (160%)	0.0091 (330%)
Δf_{NL}	-	5	31	55
Fixed $\Omega_m = 0.27$ and $\sigma_8 = 0.9$				
Δw	0.0175	0.0181 (5%)	0.0189 (8%)	0.0190 (9%)
Δf_{NL}	-	4	6	6

fiducial $\sigma_8 = 0.9$. The percentages in parentheses express the increase in the error with respect to the case without marginalization on f_{NL} .

The major conclusion from Table 2 is that inclusion of a possible non-Gaussian component at the level allowed by present and future CMB constraints will not have an appreciable impact on the determination of dark energy parameters from cluster surveys. On the other hand, using only a single cluster mass bin (i.e., no information about the shape of the cluster mass function) and the WMAP prior on f_{NL} , the inclusion of non-Gaussianity degrades the cluster constraint on σ_8 by 50%. Moreover, using only the projected SDSS bispectrum constraint on f_{NL} , we do see degeneracies between f_{NL} and dark energy: the error on w from clusters increases by $\sim 70\%$, and the error on σ_8 grows by a factor of more than three compared to the purely Gaussian case. In all cases, the determination of Ω_m stays largely unaffected.

The expected degeneracy between f_{NL} and σ_8 is evident from the two-parameter 95% C.L. contour plots shown in Fig. 4, where we marginalized over the remaining parameters. The same overall behavior is observed when we impose priors on Ω_m and σ_8 . In Fig. 4, the marginalized likelihood plot for w shows that inclusion of the WMAP prior on f_{NL} leads to essentially the same dark energy sensitivity for the cluster survey as one would have by fixing f_{NL} (i.e., by not including non-Gaussianity).

As far as the constraints on non-Gaussianity are concerned, the information provided by the cluster likelihood on f_{NL} adds little to that from the CMB, while it mildly improves upon the non-Gaussianity constraints expected from the galaxy bispectrum. Even in the ideal case of perfect knowledge of Ω_m and σ_8 , the expected error on f_{NL} is $\Delta f_{NL} \simeq 6$, of the same order of the expected error from Planck.

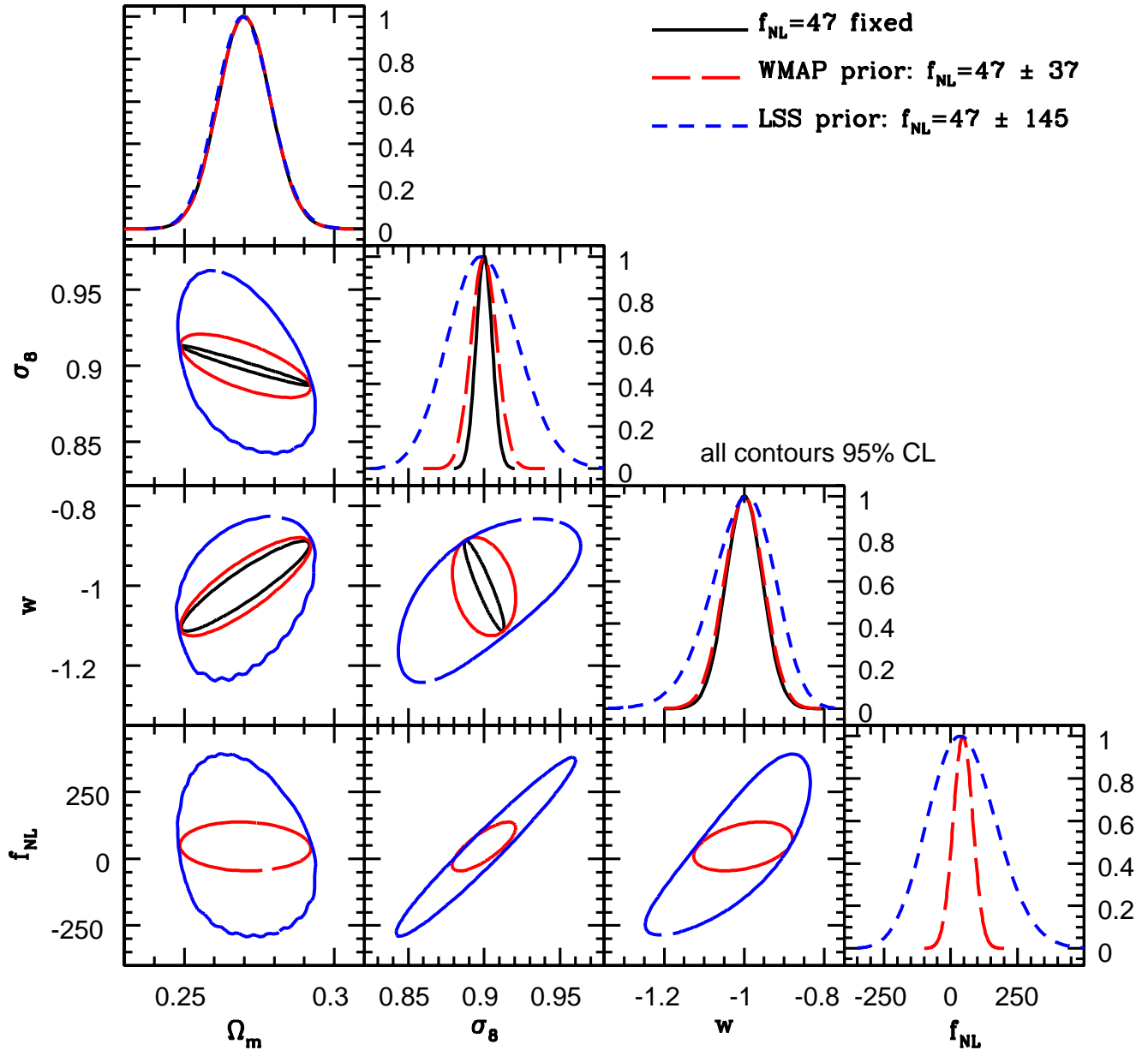


FIG. 4.— Forecast marginalized likelihoods and 95% C.L. contour plots from the cluster survey for the 4-parameter (Ω_m , σ_8 , w and f_{NL}) model. In each contour plot, the other two parameters are marginalized over; in each likelihood plot, the other three parameters are marginalized over. We assume a fiducial Λ CDM model with $\sigma_8 = 0.9$ and use one mass bin defined by $M > M_{lim} = 1.75 \times 10^{14} h^{-1} M_\odot$.

We performed the same analysis for a fiducial $\sigma_8 = 0.75$, since this lower value has been recently suggested by CMB (Spergel et al. 2006) and cluster observations (Gladders et al. 2006; Dahle 2006); as is well known, a lower clustering amplitude reduces the number of expected clusters and thereby reduces the constraining power of cluster surveys. The results are given in Table 3. In this case the total number of clusters for the fiducial model is about 5,000; as a consequence, the cosmological constraints from the cluster survey are weaker than for the high- σ_8 model. However, the relative impact

of the marginalization over primordial non-Gaussianity is reduced. This result can be expected since the effect of imposing the *same* priors on f_{NL} is relatively smaller when the cosmological errors on the other parameters for the fixed f_{NL} case increase.

To further illustrate the dependence of the results on survey parameters, in Table 4 we show the constraints obtained when the threshold cluster mass is reduced to $M_{lim} = 1 \times 10^{14} h^{-1} M_\odot$. This lower threshold may be achieved, e.g., by supplementing SZ cluster detection with optical cluster selection using the red galaxy

TABLE 3
SAME AS TABLE 2 BUT WITH FIDUCIAL $\sigma_8 = 0.75$.

prior:	$\Delta f_{NL} = 0$	$\Delta f_{NL} = 5$	$\Delta f_{NL} = 37$	$\Delta f_{NL} = 145$
No priors				
Δw	0.083	0.084 (1%)	0.087 (5%)	0.124 (49%)
$\Delta \Omega_m$	0.0148	0.0149 (1%)	0.0149 (1%)	0.0153 (3%)
$\Delta \sigma_8$	0.0081	0.081 (0%)	0.0103 (27%)	0.0244 (201%)
Δf_{NL}	-	5.0	37	133
Gaussian priors: $\Omega_m = 0.27 \pm 0.035$, $\sigma_8 = 0.75 \pm 0.05$				
Δw	0.077	0.077 (0%)	0.082 (6%)	0.118 (53%)
$\Delta \Omega_m$	0.0135	0.0135 (0%)	0.0135 (0%)	0.0137 (1%)
$\Delta \sigma_8$	0.0074	0.0074 (0%)	0.0096 (30%)	0.0216 (190%)
Δf_{NL}	-	5.0	37	122
Gaussian priors: $\Omega_m = 0.27 \pm 0.0035$, $\sigma_8 = 0.75 \pm 0.01$				
Δw	0.037	0.037 (0%)	0.047 (27%)	0.063 (70%)
$\Delta \Omega_m$	0.0034	0.0034 (0%)	0.0034 (0%)	0.0034 (0%)
$\Delta \sigma_8$	0.0022	0.0023 (5%)	0.0053 (140%)	0.0091 (310%)
Δf_{NL}	-	5.0	32	58
Fixed $\Omega_m = 0.27$ and $\sigma_8 = 0.75$				
Δw	0.032	0.033 (3%)	0.036 (13%)	0.036 (13%)
Δf_{NL}	-	4.3	8.0	8.2

sequence (e.g. Gladders et al. 2006; Koester et al. 2006). In this case, the 4,000 deg² survey to $z = 1.5$ includes about 70,000 clusters, and the forecast cosmological parameter errors (without non-Gaussianity) are smaller by almost a factor of two than for the case with larger M_{lim} considered above. For this more sensitive cluster survey, the impact on cosmological parameters of marginalizing over f_{NL} is correspondingly larger: while the impact on dark energy remains small, including non-Gaussianity with the WMAP prior expands the error on σ_8 by more than 100%.

As already discussed in the previous section, the degeneracy between σ_8 and f_{NL} could be partially reduced by introducing a number of cluster mass bins and using the information contained in the shape of the mass function. In Table 5, we present the results for an analysis with a fiducial $\sigma_8 = 0.9$ and $M_{lim} = 1.75 \times 10^{14} h^{-1} M_\odot$ as in Table 2 but subdividing the clusters into ten mass bins and using the likelihood function defined in Eq. (14). As the last column in Table 5 indicates the main effect of including mass bins is that the cluster constraint on the non-Gaussian parameter f_{NL} becomes stronger than that from the SDSS galaxy bispectrum. Even without combining with external data sets one can reach a $1 - \sigma$ error of $\Delta f_{NL} \simeq 50$, not too far from current limits from CMB observations. Further study would be needed to determine if this conclusion remains when realistic uncertainties in the cluster mass-observable relation are included in the analysis.

3.2. 2-parameter Dark Energy equation of state

Finally we consider the case of a time-varying dark energy equation of state (Linder 2003),

$$w(a) = w_0 + (1 - a)w_a, \quad (20)$$

adding the parameter w_a to the likelihood analysis studied so far. In this case the strong degeneracy between w_0 and w_a enlarges considerably the region of parameter space that has to be covered for the likelihood function evaluation, including unphysical regions where the combination $w_0 + w_a$, representing the equation of state at

TABLE 4
SAME AS TABLE 2 BUT WITH $M_{lim} = 1 \times 10^{14} h^{-1} M_\odot$.

prior:	$\Delta f_{NL} = 0$	$\Delta f_{NL} = 5$	$\Delta f_{NL} = 37$	$\Delta f_{NL} = 145$
No priors on Ω_m and σ_8				
Δw	0.026	0.026 (0%)	0.030 (15%)	0.052 (100%)
$\Delta \Omega_m$	0.0051	0.0051 (0%)	0.0052 (2%)	0.0054 (6%)
$\Delta \sigma_8$	0.0032	0.0033 (3%)	0.0067 (110%)	0.0190 (490%)
Δf_{NL}	-	5.0	36	116
Gaussian priors: $\Omega_m = 0.27 \pm 0.035$, $\sigma_8 = 0.9 \pm 0.05$				
Δw	0.026	0.026 (0%)	0.029 (12%)	0.050 (92%)
$\Delta \Omega_m$	0.0050	0.0050 (0%)	0.0051 (2%)	0.0052 (4%)
$\Delta \sigma_8$	0.0031	0.0032 (3%)	0.0066 (110%)	0.0177 (470%)
Δf_{NL}	-	5.0	36	109
Gaussian priors: $\Omega_m = 0.27 \pm 0.0035$, $\sigma_8 = 0.9 \pm 0.01$				
Δw	0.0168	0.0170 (1%)	0.0224 (33%)	0.0315 (87%)
$\Delta \Omega_m$	0.0028	0.0028 (0%)	0.0028 (0%)	0.0029 (4%)
$\Delta \sigma_8$	0.00184	0.00198 (8%)	0.0051 (180%)	0.0087 (370%)
Δf_{NL}	-	5.0	32	57
Fixed $\Omega_m = 0.27$ and $\sigma_8 = 0.9$				
Δw	0.0101	0.0103 (2%)	0.0104 (3%)	0.0104 (3%)
Δf_{NL}	-	3.2	4.0	4.0

large redshift, takes large positive values. To avoid such cases we impose, by hand, a Gaussian prior on the value of $\Omega_m(z)$, requiring in particular $1 - \Omega_m(z) < 0.01$ at $1 - \sigma$ at $z = 30$, the initial redshift considered for the numerical solution to the differential equation governing the growth factor $D(z)$. This ensures that the Universe is matter-dominated at early times as required by structure growth.

In Table 6 we present the derived $1 - \sigma$ errors on the five parameters Ω_m , σ_8 , w_0 and w_a with and without marginalization on f_{NL} and assuming a single mass bin defined by $M > M_{lim} = 1.75 \times 10^{14} h^{-1} M_\odot$. Since in this case the uncertainties on the parameters, which are sensitive to the strong $w_0 - w_a$ degeneracy, are much larger than in the previous case, the effect of the marginalization on f_{NL} with a CMB prior is even smaller than in the case of time-independent w . As before, however, marginal-

TABLE 5
SAME AS TABLE 2 BUT USING 10 CLUSTER MASS BINS.

prior:	$\Delta f_{NL} = 0$	$\Delta f_{NL} = 5$	$\Delta f_{NL} = 37$	$\Delta f_{NL} = 145$
No priors on Ω_m and σ_8				
Δw	0.045	0.045 (0%)	0.047 (4%)	0.050 (11%)
$\Delta \Omega_m$	0.0084	0.0084 (0%)	0.0085 (1%)	0.0088 (6%)
$\Delta \sigma_8$	0.0051	0.0052 (1%)	0.0079 (55%)	0.0114 (120%)
Δf_{NL}	-	5.0	31	51
Gaussian priors: $\Omega_m = 0.27 \pm 0.035$, $\sigma_8 = 0.9 \pm 0.05$				
Δw	0.044	0.044 (0%)	0.046 (5%)	0.050 (14%)
$\Delta \Omega_m$	0.0081	0.0081 (0%)	0.0082 (1%)	0.0084 (4%)
$\Delta \sigma_8$	0.0049	0.0050 (2%)	0.0077 (57%)	0.0110 (120%)
Δf_{NL}	-	5.0	30	50
Gaussian priors: $\Omega_m = 0.27 \pm 0.0035$, $\sigma_8 = 0.9 \pm 0.01$				
Δw	0.023	0.024 (4%)	0.030 (30%)	0.035 (52%)
$\Delta \Omega_m$	0.0032	0.0032 (0%)	0.0032 (0%)	0.0032 (0%)
$\Delta \sigma_8$	0.0021	0.0023 (10%)	0.0049 (130%)	0.0066 (210%)
Δf_{NL}	-	5.0	27	38
Fixed $\Omega_m = 0.27$ and $\sigma_8 = 0.9$				
Δw	0.0168	0.0177 (5%)	0.0187 (11%)	0.0187 (11%)
Δf_{NL}	-	3.8	5.7	5.8

TABLE 6

EXPECTED COSMOLOGICAL ERRORS (1σ) FROM THE CLUSTER SURVEY FOR THE 5-PARAMETER (Ω_m , σ_8 , w_0 , w_a , f_{NL}) ANALYSIS. WE ASSUME A FIDUCIAL $\sigma_8 = 0.9$ AND ONE MASS BIN DEFINED BY $M_{lim} = 1.75 \times 10^{14} h^{-1} M_\odot$.

prior:	$\Delta f_{NL} = 0$	$\Delta f_{NL} = 5$	$\Delta f_{NL} = 37$	$\Delta f_{NL} = 145$
No priors on Ω_m and σ_8 .				
Δw_0	0.20	0.20 (0%)	0.20 (0%)	0.21 (5%)
Δw_a	0.75	0.75 (0%)	0.75 (0%)	0.87 (16%)
$\Delta \Omega_m$	0.0160	0.0161 (0%)	0.016 (0%)	0.0187 (17%)
$\Delta \sigma_8$	0.0090	0.0090 (0%)	0.0116 (29%)	0.0294 (230%)
Δf_{NL}	-	5.0	37	139
Gaussian priors: $\Omega_m = 0.27 \pm 0.035$, $\sigma_8 = 0.9 \pm 0.05$				
Δw_0	0.18	0.18 (0%)	0.18 (0%)	0.19 (6%)
Δw_a	0.69	0.69 (0%)	0.70 (1%)	0.74 (7%)
$\Delta \Omega_m$	0.014	0.014 (0%)	0.014 (0%)	0.015 (7%)
$\Delta \sigma_8$	0.0080	0.0081 (1%)	0.0105 (31%)	0.0240 (200%)
Δf_{NL}	-	5.0	37	120
Gaussian priors: $\Omega_m = 0.27 \pm 0.0035$, $\sigma_8 = 0.9 \pm 0.01$				
Δw_0	0.085	0.085 (0%)	0.87 (2%)	0.91 (7%)
Δw_a	0.44	0.44 (0%)	0.44 (0%)	0.44 (0%)
$\Delta \Omega_m$	0.0034	0.0034 (0%)	0.0034 (0%)	0.034 (0%)
$\Delta \sigma_8$	0.0022	0.0023 (5%)	0.0055 (150%)	0.0091 (310%)
Δf_{NL}	-	5.0	31	55
Fixed $\Omega_m = 0.27$ and $\sigma_8 = 0.9$				
Δw_0	0.071	0.072 (1%)	0.074 (4%)	0.074 (4%)
Δw_a	0.38	0.040 (5%)	0.42 (11%)	0.42 (11%)
Δf_{NL}	-	4.0	6.4	6.5

ization over f_{NL} with only the galaxy bispectrum prior substantially increases the error on σ_8 .

As a final example, in Table 7 we consider parameter constraints in the time-varying dark energy cosmology using the ten cluster mass bins. As noticed earlier in the case of the 4-parameter analysis, the σ_8 - f_{NL} degeneracy is significantly reduced and the expected constraints on non-Gaussianity are still of the order of $\Delta f_{NL} \sim 50$.

4. CONCLUSIONS

The success of the Λ CDM standard cosmological model in recent years has been nothing short of spectacular. Upcoming surveys will either continue to confirm this model and constrain its parameters with unprecedented accuracy, or they will uncover discrepancies which will point the way toward improvements in our understanding of fundamental physics. Two questions addressing cosmology beyond the standard model that have been the subject of substantial attention in recent years are: what is the nature of the dark energy which is driving the accelerated expansion of the universe? and second, are fluctuations in the primordial matter distribution Gaussian, and therefore consistent with the predictions of the simplest inflationary models? In this paper, we obtain a rough estimate of the success that one of the most promising cosmological probes, galaxy cluster counts, is likely to have in answering these fundamental questions.

We have assumed an ideal cluster survey with survey parameters expected for the upcoming SPT and DES projects. Our fiducial cosmological model includes both dark energy and primordial non-Gaussianity using popular parameterized models, w and w_a for the former, and f_{NL} for the latter. Cluster number counts as a function of mass, redshift, and cosmology were estimated using a standard fit to simulations (Jenkins et al. 2001),

TABLE 7

SAME AS TABLE 6 BUT USING 10 CLUSTER MASS BINS.

prior:	$\Delta f_{NL} = 0$	$\Delta f_{NL} = 5$	$\Delta f_{NL} = 37$	$\Delta f_{NL} = 145$
No priors on Ω_m and σ_8 .				
Δw_0	0.186	0.186 (0%)	0.190 (2%)	0.202 (9%)
Δw_a	0.70	0.70 (0%)	0.73 (4%)	0.80 (14%)
$\Delta \Omega_m$	0.0145	0.0145 (0%)	0.0154 (6%)	0.0174 (20%)
$\Delta \sigma_8$	0.0081	0.0082 (1%)	0.0115 (42%)	0.0170 (110%)
Δf_{NL}	-	5.0	32	58
Gaussian priors: $\Omega_m = 0.27 \pm 0.035$, $\sigma_8 = 0.9 \pm 0.05$				
Δw_0	0.172	0.172 (0%)	0.174 (1%)	0.179 (4%)
Δw_a	0.66	0.66 (0%)	0.68 (3%)	0.71 (8%)
$\Delta \Omega_m$	0.0132	0.0133 (1%)	0.0138 (5%)	0.0149 (13%)
$\Delta \sigma_8$	0.0074	0.0075 (1%)	0.0104 (41%)	0.0147 (100%)
Δf_{NL}	-	5.0	31	54
Gaussian priors: $\Omega_m = 0.27 \pm 0.0035$, $\sigma_8 = 0.9 \pm 0.01$				
Δw_0	0.084	0.084 (0%)	0.85 (1%)	0.87 (4%)
Δw_a	0.43	0.43 (0%)	0.43 (0%)	0.43 (0%)
$\Delta \Omega_m$	0.0033	0.0033 (0%)	0.0034 (3%)	0.034 (3%)
$\Delta \sigma_8$	0.0021	0.0023 (5%)	0.0050 (140%)	0.0066 (210%)
Δf_{NL}	-	5.0	27	38
Fixed $\Omega_m = 0.27$ and $\sigma_8 = 0.9$				
Δw_0	0.070	0.071 (1%)	0.072 (3%)	0.072 (3%)
Δw_a	0.38	0.039 (3%)	0.41 (8%)	0.41 (8%)
Δf_{NL}	-	3.9	6.2	6.3

which we adjusted to allow for mild non-Gaussian initial conditions, and all clusters above a threshold mass were considered to be "found" by our fiducial survey. We then performed a simple likelihood analysis on the cluster counts using priors from current WMAP and expected Planck and SDSS constraints on non-Gaussianity as well as approximate priors on the two other relevant cosmological parameters from other present and future data sets.

Our principal conclusion is that dark energy constraints are in all cases *not* substantially degraded by primordial non-Gaussianity when the model parameterized by the constant f_{NL} and current limits from CMB observations are assumed. This is true despite the fact that variations in f_{NL} close to current uncertainties induce differences in the mass function comparable in magnitude to variations of 10% in the dark energy parameter w . A stronger degeneracy is observed instead between f_{NL} and σ_8 ; in this case, the expected errors on σ_8 from future cluster surveys can be noticeably affected when non-Gaussianity is included in the analysis.

A secondary conclusion is that the cluster survey itself might have sufficient statistical power to provide a valuable cross check on any detection or non-detection of primordial non-Gaussianity in CMB experiments, particularly when information on the cluster distribution as a function of the mass is taken into account.

However, we must emphasize that we *have not* attempted to include in our analysis any of the systematic and statistical errors in the clusters mass determination, which are likely to cause trouble for real surveys, as well as uncertainties on the predictions for the mass function, and our results must be interpreted with this in mind. We believe that our principal result should be quite robust, since any significant increase in the error budget will reduce constraining power on dark energy parameters and de-emphasize the confusion caused by

any non-Gaussian initial conditions. On the other hand, the effectiveness of clusters as a cross check of primordial non-Gaussianity estimates from the CMB could be dramatically worsened, and should therefore be the subject of future work.

C. V. would like to thank Martin White for useful dis-

cussions. This work was supported by the US Department of Energy at the University of Chicago and at Fermilab, by the Kavli Institute for Cosmological Physics at the University of Chicago and by NASA grant NAG5-10842 at Fermilab.

REFERENCES

- Abbott, T., et al. 2005, astro-ph/0510346
 Acquaviva, V., Bartolo, N., Matarrese, S., & Riotto, A. 2003, Nucl. Phys., B667, 119
 Alishahiha, M., Silverstein, E., & Tong, D. 2004, Phys. Rev., D70, 123505
 Amara, A., & Refregier, A. 2004, Mon. Not. Roy. Astron. Soc., 351, 375
 Arkani-Hamed, N., Creminelli, P., Mukohyama, S., & Zaldarriaga, M. 2004, JCAP, 0404, 001
 Bartolo, N., Komatsu, E., Matarrese, S., & Riotto, A. 2004, Phys. Rept., 402, 103
 Battye, R. A., & Weller, J. 2003, Phys. Rev., D68, 083506
 Benson, A. J., Reichardt, C., & Kamionkowski, M. 2002, Mon. Not. Roy. Astron. Soc., 331, 71
 Chen, G., & Szapudi, I. 2006, astro-ph/0606394
 Chiu, W. A., Ostriker, J. P., & Strauss, M. A. 1998, Astrophys. J., 494, 479
 Colafrancesco, S., Lucchin, F., & Matarrese, S. 1989, Astrophys. J., 345, 3
 Creminelli, P. 2003, JCAP, 0310, 003
 Creminelli, P., Nicolis, A., Senatore, L., Tegmark, M., & Zaldarriaga, M. 2006, JCAP, 0605, 004
 Crocce, M., Pueblas, S., & Scoccimarro, R. 2006, submitted to Mon. Not. Roy. Astron. Soc., astro-ph/0606505
 Dahle, H. 2006, submitted to Astrophys. J., astro-ph/0608480
 Dvali, G., Gruzinov, A., & Zaldarriaga, M. 2004, Phys. Rev., D69, 023505
 Ebeling, H., et al. 1996, Mon. Not. Roy. Astron. Soc., 281, 799
 Feldman, H. A., Frieman, J. A., Fry, J. N., & Scoccimarro, R. 2001, Phys. Rev. Lett., 86, 1434
 Francis, M. R., Bean, R., & Kosowsky, A. 2005, JCAP, 0512, 001
 Gladders, M. D., et al. 2006, astro-ph/0603588
 Haiman, Z., Mohr, J. J., & Holder, G. P. 2000, Astrophys. J., 553, 545
 Heitmann, K., Ricker, P. M., Warren, M. S., & Habib, S. 2005, Astrophys. J. Suppl., 160, 28
 Henry, J. P. 1997, Astrophys. J., 489, L1
 Henry, J. P., & Arnaud, K. A. 1991, Astrophys. J., 372, 410
 Holder, G., Haiman, Z., & Mohr, J. 2001, Astrophys. J., 560, L111
 Hu, W. 2003, Phys. Rev., D67, 081304
 Hu, W., & Kravtsov, A. V. 2003, Astrophys. J., 584, 702
 Huterer, D., Kim, A., Krauss, L. M., & Broderick, T. 2004, Astrophys. J., 615, 595
 Jenkins, A., et al. 2001, Mon. Not. Roy. Astron. Soc., 321, 372
 Koester, B., et al. 2006, submitted to Astrophys. J.
 Kolb, E. W., Riotto, A., & Vallinotto, A. 2006, Phys. Rev., D73, 023522
 Komatsu, E., & Spergel, D. N. 2001, Phys. Rev., D63, 063002
 Komatsu, E., et al. 2003, Astrophys. J. Suppl., 148, 119
 Koyama, K., Soda, J., & Taruya, A. 1999, Mon. Not. Roy. Astron. Soc., 310, 1111
 Kravtsov, A. V., Vikhlinin, A., & Nagai, D. 2006, submitted to Astrophys. J., astro-ph/0603205
 Levine, E. S., Schulz, A. E., & White, M. J. 2002, Astrophys. J., 577, 569
 Liguori, M., Hansen, F. K., Komatsu, E., Matarrese, S., & Riotto, A. 2006, Phys. Rev., D73, 043505
 Lima, M., & Hu, W. 2004, Phys. Rev., D70, 043504
 —. 2005, Phys. Rev., D72, 043006
 Linder, E. V. 2003, Phys. Rev. Lett., 90, 091301
 Lucchin, F., & Matarrese, S. 1988, Astrophys. J., 330, 535
 Lyth, D. H., Ungarelli, C., & Wands, D. 2003, Phys. Rev., D67, 023503
 Majumdar, S., & Mohr, J. J. 2003, Astrophys. J., 585, 603
 —. 2004, Astrophys. J., 613, 41
 Maldacena, J. M. 2003, JHEP, 05, 013
 Marian, L., & Bernstein, G. M. 2006, Phys. Rev., D73, 123525
 Matarrese, S. 2006, private communication
 Matarrese, S., Verde, L., & Jimenez, R. 2000, Astrophys. J., 541, 10
 Mathis, H., Diego, J. M., & Silk, J. 2004, Mon. Not. Roy. Astron. Soc., 353, 681
 Molnar, S. M., Haiman, Z., Birkinshaw, M., & Mushotzky, R. F. 2004, Astrophys. J., 601, 22
 Perlmutter, S., et al. 1999, Astrophys. J., 517, 565
 Pierpaoli, E., Borgani, S., Scott, D., & White, M. J. 2003, Mon. Not. Roy. Astron. Soc., 342, 163
 PLANCK. 2006, the Planck collaboration, "Planck: The scientific programme", astro-ph/0604069
 Press, W. H., & Schechter, P. 1974, Astrophys. J., 187, 425
 Rapetti, D., Allen, S. W., & Weller, J. 2005, Mon. Not. Roy. Astron. Soc., 360, 555
 Reed, D., Bower, R., Frenk, C., Jenkins, A., & Theuns, T. 2006, submitted to Mon. Not. Roy. Astron. Soc., astro-ph/0607150
 Riess, A. G., et al. 1998, Astron. J., 116, 1009
 Robinson, J., & Baker, J. E. 2000, Mon. Not. Roy. Astron. Soc., 311, 781
 Robinson, J., Gawiser, E., & Silk, J. 1998, astro-ph/9805181
 —. 2000, Astrophys. J., 532, 1
 Ruhl, J. E., et al. 2004, the SPT collaboration, astro-ph/0411122
 Sadeh, S., Rephaeli, Y., & Silk, J. 2006, Mon. Not. Roy. Astron. Soc., 368, 1583
 Sasaki, M., Valiviita, J., & Wands, D. 2006, astro-ph/0607627
 Scoccimarro, R., Sefusatti, E., & Zaldarriaga, M. 2004, Phys. Rev., D69, 103513
 Seljak, U. 2002, Mon. Not. Roy. Astron. Soc., 337, 769
 Seljak, U., & Zaldarriaga, M. 1996, Astrophys. J., 469, 437
 Spergel, D. N., et al. 2006, submitted to Astrophys. J. Suppl., astro-ph/0603449
 Verde, L., Wang, L.-M., Heavens, A., & Kamionkowski, M. 2000, Mon. Not. Roy. Astron. Soc., 313, L141
 Wang, S., Khoury, J., Haiman, Z., & May, M. 2004, Phys. Rev., D70, 123008
 Warren, M. S., Abazajian, K., Holz, D. E., & Teodoro, L. 2006, Astrophys. J., 646, 881
 White, M. J. 1999, Mon. Not. Roy. Astron. Soc., 310, 511
 Willick, J. A. 2000, Astrophys. J., 530, 80
 Zaldarriaga, M. 2004, Phys. Rev., D69, 043508