

The correlations between BL Lacs and ultra-high-energy cosmic rays deflected by using different GMF models

Zhen Cao ^{a,b} Ben Zhong Dai ^c Jian Ping Yang ^{c,d} Li Zhang ^{e,c}

^a*Laboratory for Particle Astrophysics, Institute of High Energy Physics, Chinese Academy of Sciences, Beijing, 10039, P. R. China*

^b*Department of Physics, University of Utah, Salt Lake City, UT 84112, USA*

^c*Department of Physics, Yunnan University, Kunming, 650091, P. R. China*

^d*Yunnan Agricultural University, Kunming, 650201, P. R. China*

^e*National Astronomical Observatories/Yunnan Observatory, Chinese Academy of Sciences, P.O. Box 110, Kunming, 650011, P. R. China*

Abstract

Some studies suggested that a correlation between locations of BL Lacertae objects (BL Lacs) and the arrival directions of the ultrahigh energy cosmic rays (UHE-CRs) exists. Especially by assuming the primary particles charged +1 and using a galactic magnetic field (GMF) model to calculate the deflections of the UHE-CRs, the significance of correlation is improved. We construct a new GMF model by incorporating all progresses in the GMF measurements in recent years. Based on a thorough study of the deflections of the UHECRs measured by the AGASA experiment, we study the GFM model dependence of the correlation between the UHECRs and the selected BL Lacs using the new model together with others. It

turns out that only specific one of those GMF models makes the correlation significant, even if neither GMF models themselves nor deflections of the UHECRs are not significantly different. It suggests that the significance of the correlation, calculated using a method suggested in those studies, is intensively depending on the GMF model. Great improvement in statistics may help to suppress the sensitivity to the GMF models.

Key words: ultrahigh energy cosmic rays, BL Lacertae objects, magnetic field

PACS: 98.70.Sa, 98.35.Eg, 98.54.Cm

1 Introduction

Search for sources of ultrahigh energy cosmic rays (UHECRs) is very important and many corresponding researches have been done recently, including searches for correlation between the UHECRs measured by the AGASA and HiRes experiments and BL Lacertae objects (BL Lacs) [1,2,3]. Identifying the sources will provide us direct information to improve our knowledge about the acceleration mechanisms of the UHECRs that are essential to understand many phenomena including Greisen-Zatsepin-Kuzmin (GZK) cutoff[4,5]. The distribution of arrival directions of UHECRs is remarkably isotropic. There is no correlation between astronomical objects and cosmic rays being confirmed. Arrival directions should not point back to sources unless the UHECRs are neutral, e.g. γ s or neutrinos. The charged cosmic ray primaries will be deflected while propagate through the galactic and intergalactic magnetic fields (GMF and IGMF). UHECRs, above 4×10^{19} eV, might be considered as good tools to search for small-scale anisotropy because the deflections of them are believed so small that the uncertainty associated with the deflection estimates will not be harmful therefore not be strongly dependent on specific GMF mod-

els. However, this has to be carefully tested and yet to be seriously studied so far. This paper is devoted to try to start this test by constructing a new GMF model incorporating all recent progresses in the GMF measurements, comparing the deflections of UHECRs under different GMF assumptions and investigating the influences to the correlations between the UHECRs and the selected BL Lacs from the different GMF models.

Active Galactic Nuclei (AGNs) have been considered as UHECR sources by authors [6,7,8]. The AGASA data set [9] has exhibited some clustering in the experimental resolution. Some authors have suggested that the clusters are due to point sources (although the clustering has not been confirmed by the HiRes experiment [10,11] in the experimental resolution). It has been argued that such positions of clusters might be aligned with locations of BL Lacs [1,2,3]. In those papers, significant correlations are expressed by assuming either neutral primary particles or protons with certain amount of deflection estimated using a specific GFM model. Based on those, it is concluded that the BL Lacs were likely the UHECR origins.

BL Lacs are blazars (AGNs with relativistic jets directed along the lines of sights) characterized in particular by the absence of the emission lines. This indicates low ambient matter and therefore favorable conditions for accelerating particles to ultra high energies. Some studies have suggested that the acceleration in the jets can be explained by pinch mechanism and the maximum energy of particles can well exceed 10^{20} eV [12]. The AGASA results seem to enhance those hypotheses. However, the correlation between the UHECRs and the BL Lacs must be concretely confirmed, especially the GMF model dependence of the correlations needs to be investigated more thoroughly before drawing such a conclusion on this mechanism.

Deflections of charged UHECRs in the intergalactic magnetic fields are assumed to be random and unpredictable due to lack of knowledge about the magnetic fields, while the deflections in the GFM are somewhat predictable. The knowledge about the GMF is greatly enhanced in last ten years by using the rotation measures (RMs) of pulsars and extragalactic radio sources. The RM data reveals many new features of the GMF, such as a central rotating bar in the galactic plane, a dynamo structure in the galactic halo, a magnetic dipole at the galactic center (G.C.) and so on. The GMF model could be improved by taking all of the features into account. There are many GMF models available in the market depending on implementations of the new observational facts. This offers an opportunity for investigating the correlation between the BL Lacs and UHECRs more thoroughly, and the model dependence. We are trying to improve the GMF model by incorporating the newest updates of the RM measurements in this paper. The new model and other available models are used for the GMF model dependence study using the AGASA data. This study is essential for further investigation using HiRes data.

This paper is organized as follows. In Sect. 2, we describe the improvements of the GMF model and the differences between models. In Sect. 3, we analyze the UHECR deflections using different GMF model assumptions. We also re-estimate the correlations between BL Lacs and UHECRs and test the GMF model dependence in Sect.4. We draw conclusions based on the comparisons in Sect. 5.

2 Galactic Magnetic Field

The Galactic Magnetic Field (GMF) is composed of regular field that keeps no change in time and closely associated with the matter distribution in our galaxy and turbulent field that is due to some localized activities of objects in our galaxy. Recent studies [13], has discovered the turbulence occurs on all scales from a few pc to the whole galaxy that is actually the regular field. The strength of the turbulent field can be as large as twice of the regular field at the same place and the direction can be any direction. To model this turbulent field, one way is to randomly choose a direction for the field and randomly decide its strength according to a uniform distribution from 0.5 to twice of the regular field strength. The deflection effect of the turbulent field to the UHECRs will be discussed later.

The regular field can be described as three components depending on their sources. The main component is mainly located inside the disk of our galaxy where majority of the matter is distributed in a spiral structure, therefore the magnetic field is also distributed in the same spiral structure. This field extends out of the disk with an attenuation along the perpendicular direction of the disk. The direction of the field is parallel to the disk. Except the natural extension of the disk field, a toric structure of the fields are found in the halo of our galaxy mainly within 4kpc from the disk in both upper and lower space. The directions of the fields are along parallel to the disk, and reversed in upper and lower hemispheres. Evidences indicate that there is a dipole field at the center of our galaxy.

2.1 magnetic field model in the galactic disk

The field is mainly distributing in a spiral structure as the baryonic matter does. In the area beyond 4 kpc from the G.C., the model of the magnetic field in the galactic disk is described by the following parameters :

- Distance from the Sun to the Galactic center, $R = 8.5$ kpc,
- Local field strength, $B_0 = 1.4 \mu\text{G}$ [13,14],
- Pitch angle $p = -8.2^\circ$ [14,15,16],
- Distance from the sun to the first field reversal $d = -0.2$ kpc [15,16],.

The field strength at a point (r, θ) in the galactic disk is

$$B(r, \theta) = B(r) \cos\left(\theta - \beta \ln\left(\frac{r}{R}\right) + \phi\right) \quad (r > 4\text{kpc}), \quad (1)$$

where $\beta \equiv 1/\tan(p)$, the constant phase ϕ is given by

$$\phi = \beta \ln\left(1 + \frac{d}{R}\right) - \frac{\pi}{2}, \quad (2)$$

and $B(r)$ describes the change of the strength with distance from the center of our galaxy, it reads as

$$B(r) = \frac{B_0 \exp\left(-\frac{(r-R)}{r_b}\right)}{\cos(\phi)} \quad (r > 4\text{kpc}), \quad (3)$$

where $r_b = 7$ kpc [18].

$$B_\theta = B(r, \theta) \cos(p), \quad B_r = B(r, \theta) \sin(p). \quad (4)$$

Recently, there is a clear evidence from the GLIMPSE (Galactic Legacy Mid-Plane Survey Extraordinaire) about a bar-like structure , consisting of rela-

tively old and red stars, in the center area of our galaxy. The bar is about 27,000 light years (8kpc) long, longer than previously believed. This survey also shows that the bar is oriented at about a 45° angle relative to a line joining the sun and the center of the galaxy[23]. This bar-shaped structure has been built in the new GMF model for $r < 4kpc$. A Gaussian is used to describe it

$$B(r, \theta) = 4 \cdot \exp\left(-\frac{r^2}{4}(\sin\theta - \cos\theta)^2\right) \quad (r < 4kpc), \quad (5)$$

where the field strength is 4 μ G in the bar area that is about 1kpc wide.

The extension of the spiral and bar-shaped field in the halo, out of the galactic disk, may be described as

$$B(r, \theta, z) = B(r, \theta) \exp\left(-\frac{1}{2}\left(\frac{z}{h}\right)^2\right), \quad (6)$$

Where $h=0.6$ kpc[17].

2.2 toric magnetic fields in the galactic halo

The magnetic field in the halo near the galactic disk is dominated by the extension of the spiral field. In an area further away from the disk, the magnetic field is found having a dynamo-like structure which may be described better by a toric field model [16]. The magnetic fields in the rings in southern and northern hemisphere of our Galaxy have opposite directions. The rings are about +/-1.22 kpc away from the disk and are parallel to the disk. There are evidences showing that the strength of this field is about 1 μ G around $z=1.5$

kpc[24]. The toric field can be modelled by

$$B(r, \theta, z) = B_t \exp\left(-\frac{1}{2}\left(\frac{r}{r_t}\right)^2\right) \left[\exp\left(-\frac{1}{2}\left(\frac{z-1.22}{h_t}\right)^2\right) - \exp\left(-\frac{1}{2}\left(\frac{z+1.22}{h_t}\right)^2\right) \right] \quad (7)$$

where r_t is 8.5 kpc, h_t is 1.22 kpc and B_t is 1.85 μ G.

2.3 dipole magnetic fields in the galactic halo

The local magnetic field in the vicinity of the solar system has been found having a small vertical component about 0.3 μ G and pointing from the South to the North [15]. This observational fact implies that there exists a dipole field in our galaxy, pointing north. The dipole fields is

$$B_x = -3\mu_G \sin(\theta) \cos(\theta) \cos(\phi)/r^3 \quad (8)$$

$$B_y = -3\mu_G \sin(\theta) \cos(\theta) \sin(\phi)/r^3 \quad (9)$$

$$B_z = \mu_G(1 - 3\cos^2(\theta))/r^3 \quad (10)$$

where the constant μ_G is assumed to be 184.2 $\mu\text{G}(kpc)^3$, and r , θ , ϕ are the spherical coordinates at the center of galaxy and $\phi = 0$ is the direction of the sun. This component seems to be very strong, and determined only by a small value measured at 8.5 kpc away from the dipole. It has to be tested with a great care.

Beyond 20kpc, there is not much experimental data, therefore the new model is only valid in a range of 20 kpc from the center of our galaxy in all directions.

In order to compare the new model with others, two models that used in Tinyakov [2] (model-T) and Muniz [19,20,21,22] (model-M) are chosen, be-

cause they are widely used in the correlation analyses between the BL Lacs and the UHECRs. Plotted here are the comparison of the behaviors of those models.

Let us first compare the fields in the galactic disk. The field strength is plotted against the distance from the G.C. along the direction $\phi = 0$, Fig. 1. The model-T has very similar behaviors comparing with the new model beyond 4 kpc, including the strengths, reversals and the phases of the field as functions of the distance from the G.C. That indicates the spiral structure and the reversals of the field being essentially same in those two models. The model-M shows slightly different behavior, i.e. the reversals occurs at different location and importantly the field remains quite strong at large distance, e.g. near 20kpc from the G.C., where the field strengths are deduced to be very weak in the other two models. The rather large and flat field strength between 16 kpc and 20 kpc may have strong consequences in the deflection of the UHECRs. The other major difference is that the new model has incorporated the latest progress of the bar-shaped baryonic matter distribution near the G.C. It will make significant difference in the deflection of UHECRs coming from directions close to the G.C.

It is easy to see that the strength has a discontinuity at $z = 0$ in the description of the halo field in the model-T and model-M. These discontinuities occur also at each reversal of the field in the galactic disk. Such a structure causes the deflections of the UHECRs in different ranges being cancelled each other. In the new model the strength has a smooth transition cross the disk at $z = 0$ everywhere in our galaxy except those positions in the disk where the reversals occur. Fig. 2 shows the GMF strength as a function of the distance from the disk, z , in the vicinity of the sun. It is important to note that the halo fields

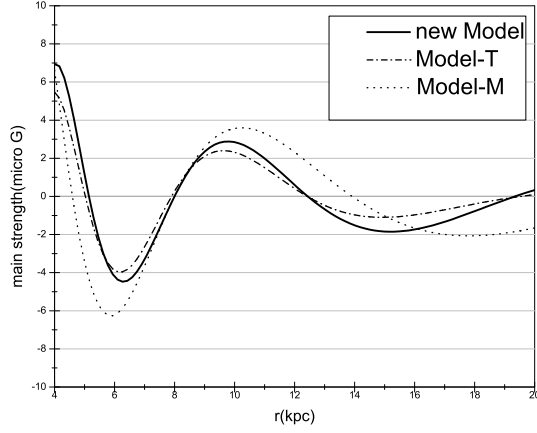


Fig. 1. The change of the galactic magnetic field strength as a function of the distance from the G.C., r , in the direction of the sun, $\phi = 0$.

have similar behavior beyond 4 kpc from the galactic disk in the new model and the model-T, however, the model-M assumes the field being still quite strong in a larger area in the halo. The strength of the field keeps an almost constant strength that is orders stronger than other models beyond 3kpc from the disk. This causes a much stronger deflection for UHECRs that come from high galactic latitudes.

It is note that all those models take the essentially same dipole component into consideration. Although the component is suggested by many authors [19,20,21,22], it has been tested carefully for its effect to the deflection of the UHECRs, since it is derived from such a small measured value of the field strength at such far away from the dipole.

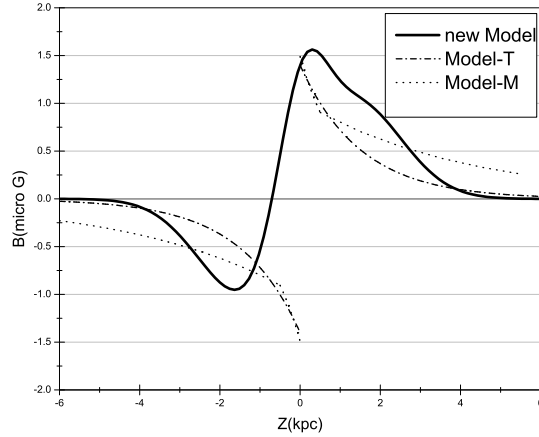


Fig. 2. The change of the galactic magnetic field strength as a function of the distance from the galactic disk, z , in the vicinity of the sun.

3 The analyse of deflection angle of three GMF models

The deflection angel is defined as the difference between the observed UHECR (assuming to be proton) direction and the primary direction of UHECR i.e. the direction outside our galaxy which is calculated by using time reversing symmetry . The 57 UHECR events observed by AGASA experiment ($E > 4 \times 10^{19} eV$) adapted from the Ref. [9] are used as examples for studying the deflection of the UHECRs in the GMF and model dependence.

Using the new GMF model, most of AGASA events are found to be bent less than 10° with a peak at 3° , only one event is bent about 13° .(Fig. 3). With or without the turbulent components of the GMF, the deflection angles of the cosmic ray samples are compared in the same figure. It is shown that turbulent field does shift the deflection angle to be lager systematically, about 0.1° . It is so small comparing with that caused by different GMF models that the turbulent component is negligible. The average bending angle is 3.16° .

The dipole field at the galactic center is such strong that any particles pass by the GC could be bent severally. In Fig. 4, the deflections are compared with or without the dipole field. The most deflected cosmic ray is from a direction with the galactic longitude and latitude $(l,b)=(22.8^\circ,15.7^\circ)$ and is bent by 13.6° using the new model. The bending is mainly caused by the dipole field, since the trajectory is close to the G.C., i.e. the angle between the trajectory and a connection from the G.C. to the sun is about 27° . Once the dipole field is turned off in the deflection calculation, this event is bent with a smaller angle while the most bent cosmic ray is replaced by the one from $(l,b)=(154.5^\circ,15.6^\circ)$ and is bent by 9.53° . According to this analysis, we have to very cautiously treat those events that their trajectories are close to the G.C. with models that the dipole field is included. To avoid a great uncertainty associated with the big assumption about the dipole component. A save way is to cut on those events that pass the G.C. with a close distances.

For comparison, the model-T and model-M are used to the same data set for deflection estimation. Deflections of all events are confined in 7° using model-T (dotted dash line in Fig. 4. The average bending angle is about 3.3° which is not significantly different from that by using the new model. Limited by the statistics, one can draw a conclusion of that these two models give very similar cosmic ray deflection estimation. However, the bending angle of the cosmic rays are populated around about $3\text{--}4^\circ$, which is differ from the new model. Most of the cosmic rays are bent by a small angle less than 4° with a few cosmic rays being bent by much larger angles using the new model, e.g. 5 events bent more than 7° . Deflections are scattered in a wide range using model-M. Many cosmic rays are bent more than 10° (dotted line in Fig. 4). Statistically, this model has different behavior from the new model

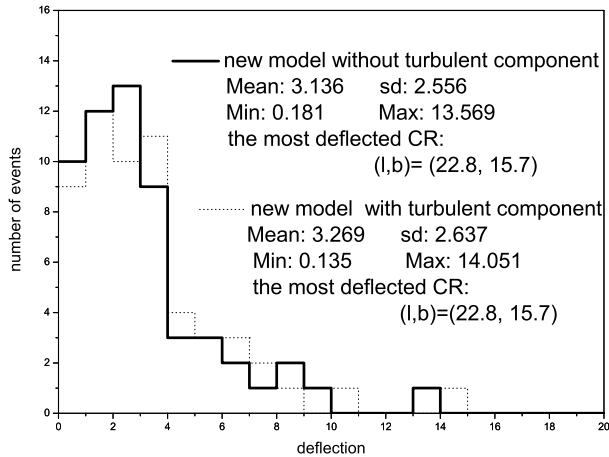


Fig. 3. The distribution of deflection angles of 57 AGASA events using the new GMF model. The thick solid histogram represent the case that the turbulent component is turned off, while the thin histogram represent that the turbulent component of the GMF is considered.

and the model-T. The wide distribution is mainly caused by the halo field. From Fig. 2, one can see that the halo field of model-M has a very large tail to extend to 8kpc away from the disk. On the other hand, both new model and the model-T have similar behavior beyond 4kpc from the disk, so that the cosmic rays have the similar deflections even if the halo fields of those two models are very different near the disk. This indicates that the field in the halo far away from the disk, for instance beyond 4kpc, is crucial for UHECR deflection. In the future the GMF measurements in the high galactic latitude region will be essential for understand of the cosmic ray deflections.

4 The correlation between UHECRs and BL Lacs

Using the chance probability function $p(\delta)$ introduced in Refs. [1,2,3,25,26], the correlations between the UHECR events and sources were quantitatively

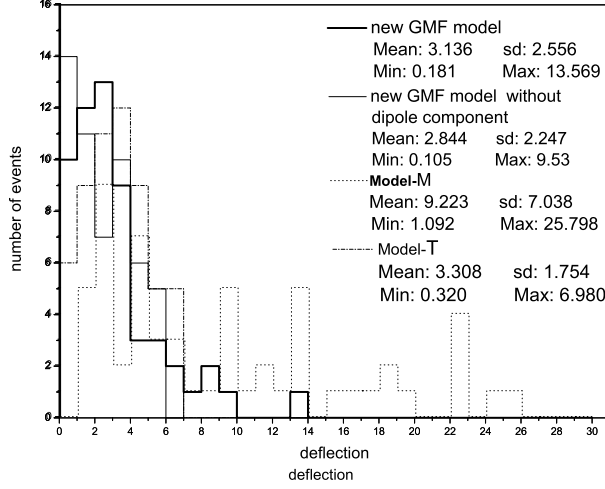


Fig. 4. The distribution of deflection angles of the 57 AGASA events different GMF models. Thick solid line is for the new model, thin solid line is for the new model without the dipole component, dotted dash line is for the model-T and dot line is for the model-M.

estimated for given angular interval δ . The probability is calculated by counting how often the number of MC event and source pairs is equal or great than number of real event and source pairs i.e. $p(\delta) = \frac{\text{number of trial sets with } N_{mc} \geq N_{real}}{\text{total number of trial sets}}$, where the N_{real} and the N_{mc} are numbers of pairs of real cosmic rays matched with sources and simulated events matched with sources, respectively. A pair is defined as an event falls in a circle with an angular radius of δ centered any source in a selected samples. The smaller is this probability, the more significant the correlation is. The Monte-Carlo events are generated in the horizon reference frame with the geometrical acceptance $dn \propto \cos \theta_z \sin \theta_z d\theta_z$, where θ_z is the zenith angle and the coordinates are transformed into the equatorial frame assuming random arrival time. All events are generated with zenith angles $\theta_z < 45^\circ$, same as the real event samples are selected[27]. The deflections of both data and MC samples are calculated by assuming a pure proton primary. If the function $p(\delta)$ exists a minimum nearby the experimental

resolution(about 2.5° for the AGASA experiment), it indicates a correlation between the observed UHECR's and the sources. The value of the $p(\delta)$ is an estimation of the chance probability. Ten thousand sets of the MC events are generated for each case.

From the data of QSO catalog [28], 178 BL Lacs are selected according to a criteria of apparent magnitude to be less than 18 Ref.[2]. The focus of this paper is the GMF model dependence of the correlation between selected BL Lacs and the 57 AGASA events with deflections. First of all, the result in Ref.[2] is reproduced using the model-T as the dash-dotted line in Fig. 5. It clearly shows a minimum around $\delta = 2.7^\circ$. Based on this, the authors claimed a significant correlation between the UHECRs and the selected BL Lac samples. However, the same chance probability calculated using the new GMF model and model-M do not show any correlation between the AGASA cosmic ray events and the BL Lac samples as solid and dotted lines in the same figure. This shows that the GMF model dependence is nontrivial.

As described in Sec.2, the models themselves are very similar between the new model and the model-T, except for the fields both in the galactic disk and halo is improved based on more modern observations. In the new model, the artificial discontinuity at $z = 0$ is replaced by a smooth transition between the upper and lower hemispheres.

Those small improvements are not expected to significantly change the deflections of UHECRs. This is shown in the comparison in Sec.3. Although the deflections are not exactly same, within statistical fluctuation, the deflection angle distributions from those two models agree well with each other. This also shows that the deflection of UHECRs are correctly treated which maintains

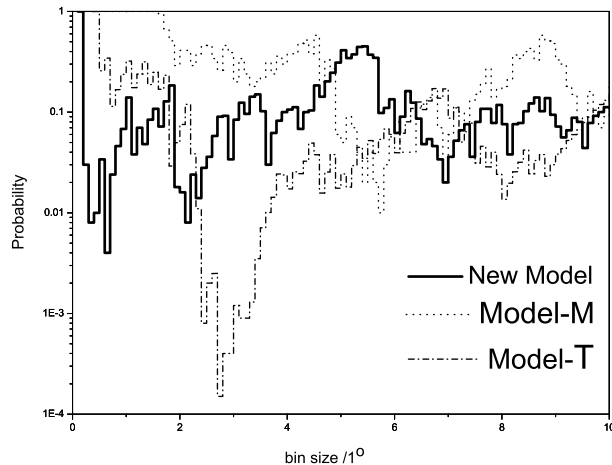


Fig. 5. $P(\delta)$ for the set of 178 BL Lacs (mag < 18) and AGASA 57 events ($E > 4 \times 10^{19}$ eV). The new GMF model (solid), model-T (dash-dotted) and model-M (dotted) are used for the cosmic ray deflection calculation.

the consistency.

It is noted that the GMF model-T does not include the dipole field component. It is also aware of that the dipole field component might be determined with a great deal of uncertainty. However, the case for the new model without the dipole component is also studied. From the Fig.4, it is found that the distribution of the deflection angles is even more close to that from the model-T. Only for those the deflection angles are less than 1° , the two models have different behaviors.

To understand the discrepancy between the results of the correlation analyses from those two models, the number of the event-source matching pairs around the AGASA resolution 2.5° are listed for different GMF models in Table 1. The differences between the new model and the model-T are small. However, the chance probability jumps by 2 orders of magnitudes from 10^{-4} to 10^{-2} . This indicates that the function $p(\delta)$ is too sensitive. A usual problem of such a

sensitive method is poor stability or robustness of this method. It may be very useful for a big sample of UHECRs where more matched pairs are expected.

It is noticed that the number of pairs happen not to be affected by the dipole field component.

5 Conclusions

Using AGASA 57 UHECR ($E > 4 \times 10^{19} eV$) and the new GMF model, model-T and model-M, the GMF model dependence of the correlation analysis between the BL Lacs and those UHECRs are tested in this paper. To calculate the deflection of those UHECRs, charge $Q = +1$ is assigned to all events and deflections by IGMF are assumed negligible. Using the model-M, the deflections are found significantly larger than other two models. The reason is that the magnetic fields in the galactic halo extend much further from the galactic disk than the other models. The deflection behaviors of the UHECRs are very similar using the new GMF model and the model-T. Within the statistical fluctuation, the two models agree with each other in terms of the deflection angle distributions. However, the numbers of event-BL Lac matching pairs by using those two models are different, i.e. slightly larger than one Poissonian standard deviation. It causes a discrepancy of about 2 orders of magnitudes of the chance probability function between the two models. Both the new GMF model and the model-M do not support a correlation between the AGASA UHECRs and the selected BL Lacs. This indicates that the correlation analysis method might be too sensitive to the model, especially at the stage of that there is not enough statistics for the UHECR samples. To draw the conclusion about the conclusion on the correlation between the UHECRs and the BL

Table 1

The numbers of UHECR-BL Lac matched pairs around 2.5° , which is the angular resolution of the AGASA Experiment.

angle	new model	model-T	model-M
2.3°	12	12	6
2.4°	12	15	6
2.5°	12	15	8
2.6°	12	16	9
2.7°	12	18	9
2.8°	12	19	11

Lacs may need to enlarge the UHECR event samples. There have been lots of UHECR events collected by the HiRes Experiment and Auger Experiment recently. To complete this study, however, more constraints on the GMF models based on further observations are crucial according to the discussion in this paper.

Acknowledgments

We are grateful to Dr. J. L.Han for his valuable comments and discussions with us. This work is supported by NSFC under contract 10445001, Knowledge Innovation fund (U-526) of IHEP, China and by Hundred Talents & Outstanding Young Scientists Abroad Program of CAS, China(U-610).

References

- [1] P. G. Tinyakov and I. I. Tkachev, JETP Lett. **74**, 445 (2001) [Pisma Zh. Eksp. Teor. Fiz. **74**, 499 (2001)].
- [2] P. G. Tinyakov and I. I. Tkachev, Astropart. Phys. **18**, 165 (2002).
- [3] D. S. Gorbunov *et al.*, JETP Lett. **80**, 145 (2004) [arXiv:astro-ph 0406654].
- [4] K. Greisen, Phys. Rev. Lett. **16** 748 (1966).
- [5] G.T. Zatsepin and V.A. Kuzmin, Pisma Zh. Eksp. Teor. Fiz. **4** 144 (1966).
- [6] V. S. Berezinsky *et. al.*, *Astrophysics of cosmic rays*, Amsterdam: North Holland (1990).
- [7] J. P. Rachen and P. L. Biermann, Astron. Astrophys. **272** 161 (1993).
- [8] V. Berezinsky, A. Z. Gazizov and S. I. Grigorieva, arXiv:hep-ph/0204357.
- [9] M. Takeda *et al.*, (AGASA Collaboration) *Astrophys. J.* **522**, 225 (1999) [arXiv:astro-ph/0008102].
- [10] R. U. Abbasi *et. al.*, *Astropart.Phys.* **22**, 139 (2004)[arXiv:astro-ph 0404366].
- [11] R. U. Abbasi *et. al.*, *Apj*, **610**, L73 (2004)[arXiv:astro-ph 0404137].
- [12] V. Berezinsky *et al.*, arXiv:astro-ph 0509069.
- [13] J. L. Han *et. al.*, *Apj*, **610**, 820 (2004)[arXiv:astro-ph 0404221].
- [14] R. Beck, *Space Sci. Rev.* **99**, 243 (2001), [arXiv:astro-ph 0012402].
- [15] J. L. Han and G. J. Qiao, *Astron Astrophys.* **288**, 759 (1994).
- [16] J. L. Han, *AP&SS*, **278**, 181 (2001) [arXiv:astro-ph 0110319].
- [17] J. L. Han, private communication (2005).

- [18] J. L. Han reported in Institute of High Energy Physics Chinese Academy of Sciences in 08 2004.
- [19] H. TAKAMI *et al.*, arXiv:astro-ph 0506203.
- [20] M. Prouza and R. Šmìda, A&A. 410,1 (2003).
- [21] J. Alvarez-Muñiz *et al.*, Astrophys. J. **572**, 185 (2002).
- [22] H. Yoshiguchi *et al.*, Astrophys. J. **614**, 43 (2004).
- [23] R. A. Benjamin, *et al.*, arXiv:astro-ph 0508325.(2005)
- [24] Han, J. L. Manchester, R. N.,and Qiao, G. J., *MNRAS*, **306**,371-380 (1999).
- [25] P. G. Tinyakov and I. I. Tkachev, *JETP Lett.* **74**, 1 (2001)
[arXiv:astro-ph 0102101].
- [26] D. S. Gorbunov *et al.*, Astrophys. J. **577**, L93 (2002) [arXiv:astro-ph 0204360].
- [27] Y. Uchihori *et al.*, *Astropart.Phys.* **13**, 151(2000).
- [28] M.P. Veron-Cetty and P. Veron, *Quasars and Active Galactic Nuclei*, ESO Scientific Report 11th Ed. (2003).
- [29] N. W. Evans, *et al.*, *Phys.Rev.* **D67** 103005 (2003)