

Cosmic evolution of metal densities: the enrichment of the Inter-Galactic Medium

F. Calura^{1?}, F. Matteucci¹

(1) Dipartimento di Astronomia - Università di Trieste, Via G. B. Tiepolo 11, 34131 Trieste, Italy

Accepted for publication | |

ABSTRACT

By means of chem o-photometric models for galaxies of different morphological, we have carried out a detailed study of the history of element production by spheroidal and dwarf irregular galaxies. Spheroidal galaxies suffer a strong and intense star formation episode at early times. In dwarf irregulars, the SFR proceeds at a low regime but continuously. Both galactic types enrich the IGM with metals, by means of galactic winds. We have assumed that the galaxy number density is fixed and normalized to the value of the optical luminosity function observed in the local universe. Our models allow us to investigate in detail how the metal fractions locked up in spheroidal and dwarf irregular stars, in the ISM and ejected into the IGM have changed with cosmic time. By relaxing the instantaneous recycling approximation and taking into account stellar lifetimes, for the first time we have studied the evolution of the chemical abundance ratios in the IGM and compared our predictions with a set of observations by various authors. Our results indicate that the bulk of the IGM enrichment is due to spheroids, with dwarf irregular galaxies playing a negligible role. Our predictions grossly account for the $[\text{O}/\text{H}]$ observed in the IGM at high redshift, but overestimate the $[\text{C}/\text{H}]$. Furthermore, it appears hard to reproduce the abundance ratios observed in the high-redshift IGM. Some possible explanations are discussed in the text. This is the first attempt to study the abundance ratios in the IGM by means of detailed chemical evolution models which take into account the stellar lifetimes. Numerical simulations adopting our chemical evolution prescriptions could be useful to improve our understanding of the IGM chemical enrichment.

Key words: Galaxies: evolution; Galaxies: intergalactic medium; Galaxies: fundamental parameters.

1 INTRODUCTION

In the universe, metals can be found in different amounts in various environments. A fraction of all the metals produced so far is located in galaxies, locked up into living stars and stellar remnants, or contained in the inter-stellar gas. The remaining fraction of metals has been ejected by galaxies into the intergalactic and intracluster media (IGM, ICM). The amount of metals present in galaxies and IGM/ICM is a function of the cosmic epoch. From the high-redshift universe to the present time, the observations indicate an evolution of the metallicity of galaxies (e.g Kobulnicky & Kewley 2004). In lockstep with the growth of the galactic metallicity, the universe has experienced a progressive metal enrichment of the intergalactic gas. Metal abundances in the IGM are measurable by means of the quasar absorption

lines (see Bechtold 2003, Pettini 2004). At high redshift, the observations report IGM metal abundances between $10^{-2.5}$ and 0.1 solar (Lu et al. 1998, Cowie & Songaila 1998, Bergeron et al. 2002, Carswell 2004, Simcoe et al. 2002, Schaye et al. 2003, Simcoe et al. 2004a, Aquirre et al. 2004). In the local universe, the available data indicate an average IGM metallicity of the order of ~ 0.1 solar (Tripp et al. 2002, Shull et al. 2003).

Many theoretical studies have attempted to model the global chemical evolution of the universe and the chemical evolution of the IGM (Pei & Fall 1995, Edmunds & Phillips 1997, Malaney & Chaboyer 1996, Pei, Fall & Hauser 1999, Cen & Ostriker 1999, Sadat Guiderdoni & Silk 2001, Mathlin et al. 2001, De Lucia et al. 2003, Dunne et al. 2003), very fruitful in tracing the average properties of the universe but unsuited to study in detail the different contributions to the overall metal content of the universe from the single galactic types, namely spheroids, spiral discs and irregulars. Further-

? E-mail: fcalura@ts.astro.it

more, many galactic evolution models compute metal production by adopting the instantaneous recycling approximation (IRA), which does not allow one to study the elements whose production occurs on timescales not negligible relative to the age of the universe, such as C and Fe. In a recent paper, by means of chemical evolution models for galaxies of different morphological types, Calura & Matteucci (2004, hereinafter CM04) have computed the total amount of metals produced by ellipticals, spirals and irregular galaxies and locked up in all the different components of the present-day universe.

In the present paper, by means of the same detailed galactic chemical evolution models, we investigate how the metal fractions in the IGM have changed with cosmic time. One of the main assumptions of CM04 was that all galaxy types started forming at high redshift but with quite different star formation histories. In particular, elliptical galaxies are assumed to have formed in a very short timescale (less than 1 Gyr) and therefore, since they are the major metal producers, they are the most likely candidates to enrich the IGM at high redshift. A large category of objects, experiencing very intense starbursts are observed at high redshift, thus confirming our assumption. These objects, which include the SCUBA (Blain et al. 1999, Trentham, Blain & Goldader 1999) and ultra luminous infrared galaxies (ULIRG, Rowan-Robinson 2000), very luminous in the infrared band but faint in the optical, dominate the cosmic star formation at redshift $z \gtrsim 3$ (Perez-Gonzalez et al. 2005) and are natural candidates for massive proto-ellipticals (Ivison et al. 2000). On the other hand, our assumptions are at variance with the hierarchical clustering scenario for galaxy formation. One of the main predictions of this scenario is that small structures, intended as dark matter halos, form first. As a consequence, the first galaxies to form are the smallest ones. The largest galaxies are formed later on by means of several merging episodes among gas rich galaxies, such as discs, occurring through the whole Hubble time (Kauffmann, White & Guiderdoni 1993, Baugh et al. 1998, Cole et al. 2000, Somerville et al. 2001, Menci et al. 2002). These models were supported by some observational results like the apparent paucity of massive galaxies at $z \gtrsim 1.2$ (Barger et al. 1999, Menanteau et al. 1999, Fontana et al. 1999, Dorry et al. 2001, Dickinson et al. 2003). However, recent results seem to show that there is a consistent number of ellipticals at those redshifts (Schade et al. 1999, Im et al. 2002, Yamada et al. 2005). Besides spheroidal galaxies, we study also the contribution that dwarf irregular galaxies brought to the IGM metal enrichment.

We try to give a possible answer to several fundamental questions in galactic chemical evolution, such as: when was the IGM enriched with metals? Can massive spheroids forming at high redshift account for the metals in the IGM? Is a "normal" (i.e. Salpeter-like) initial mass function (IMF) sufficient to enrich the IGM at the observed values?

This paper is organized as follows: in section 2 we recall all the main assumptions of the chemical evolution models and the method used to compute the comoving metal densities. In Section 3 we present the results and in Section 4 we draw the conclusions.

2 THE CHEMICAL EVOLUTION MODELS

We assume that the main contributors of the IGM enrichment are elliptical galaxies, the main spheroidal component of spiral galaxies, i.e. bulges, followed by dwarf irregular galaxies. Elliptical galaxies, spiral bulges and halos are all included in the category of spheroids, and in this work are described by one single model.

In this paper, we assume that spiral discs do not develop galactic winds and do not contribute to the chemical enrichment of the IGM. This assumption is motivated by several reasons. First, in the disc of our own Galaxy, winds do not seem to have played an important role in its evolution. In fact, models of chemical evolution of the galactic disc with mass outflows do reproduce the abundances and abundance ratios observed in field stars (Tosi et al. 1998, Matteucci 2001). In general, the kinematical features of the interstellar gas in spiral discs seem rather different from the ones observed in local and distant objects experiencing winds and outflows. Zaritsky et al. (1990) have measured the velocities of H_{II} in local spirals, finding values of $v \sim 10 \text{ km s}^{-1}$. These values are much lower than the ISM speeds in local starburst and Lyman-Break Galaxies, in which very energetic material moving at speeds $\sim 250 \text{ km s}^{-1}$ has been detected (Pettini et al. 2002). The gas velocities measured in local spirals do not seem thus able to generate violent phenomena such as strong outflows or winds.

We calculate galaxy magnitudes by means of the spectrophotometric code by Jimenez et al. (1998). This code allows us to compute self-consistently the photometric evolution of composite stellar populations taking into account the metallicity of the gas out of which the stars form at any time (see CM03 for a more detailed description).

2.1 The spheroidal galaxy model

The chemical evolution model representing spheroids (ellipticals and bulges) has been developed in order to reproduce a large set of observables concerning elliptical galaxies, such as abundance ratios and photometric properties (Matteucci 1994, Pipino & Matteucci 2004). Detailed descriptions of the chemical evolution models used in this work can be found in Matteucci (1992, 1994).

In our picture, spheroids form as a result of the rapid collapse of a homogeneous sphere of primordial gas where star formation is taking place at the same time as the collapse proceeds. Star formation is assumed to halt as the thermal energy E_{th} of the ISM, heated by stellar winds and supernova (SN) explosions, balances the binding energy of the gas. At this time a galactic wind occurs, sweeping away almost all of the residual gas. By means of the galactic wind, ellipticals enrich the IGM with metals.

The thermal energy E_{th} of the ISM is calculated according to:

$$E_{th} = (E_{th})_{SN} + (E_{th})_W \quad (1)$$

$(E_{th})_{SN}$ represents the energy injected by SNe and is given by:

$$(E_{th})_{SN} = N_{SN Ia} E_0 R_{SN Ia} + N_{SN II} E_0 R_{SN II} \quad (2)$$

where $E_0 = 10^{51}$ erg is the energy released by each SN, $\epsilon_{\text{SN Ia}}$ ($\epsilon_{\text{SN II}}$) and $R_{\text{SN Ia}}$ ($R_{\text{SN II}}$) are the efficiency of energy transfer and the explosion rate for SNe Ia (SNe II), respectively. Our model takes into account also radiative cooling and follows the prescriptions suggested by Ciotti, McKee & Bertschinger (1988) for the SN remnants evolution (see Pipino et al. 2002, 2005). According to this formulation, the net amount of energy transferred from SNe into the ISM is not larger than 20% of the initial blast wave energy. $(E_{\text{th}})_W$ indicates the energy injected by stellar winds and is given by:

$$(E_{\text{th}})_W = \int_0^{Z_t} \int_0^{Z_{\text{m up}}} (m)(t)_W E_W dm dt \quad (3)$$

Stellar winds give a negligible contribution to the total thermal energy of the gas. $E_W \approx 3 \cdot 10^7$ erg is the energy released into the ISM from a typical massive star ($20M_\odot$) through stellar winds during its lifetime and ϵ_W is the efficiency of energy transfer, which we assume to be 3% according to Bradamante et al. (1998).

(m) represents the stellar initial mass function (IMF), which has been assumed to be constant in space and time. Unless otherwise stated, we assume a Salpeter IMF, which is given by:

$$(m) = m_0 m^{-(1+x)} \quad (4)$$

where m_0 is a normalization constant and $x = 1.35$ over all the stellar mass range, $m_{\text{inf}} = m_{\text{M}} = m_{\text{up}}$, with $m_{\text{inf}} = 0.1M_\odot$ and $m_{\text{up}} = 100M_\odot$. We will test also the possibility of an IMF steeper than the Salpeter one in the low-mass end, similar to the one found in the local disc of the MW (Chabrier 2003, Kroupa 2002).

τ is the star formation rate (SFR), namely the fractional amount of gas turning into stars per unit time. The SFR τ (in Gyr^{-1}) is given by:

$$\tau = G(t) \quad (5)$$

The quantity $G(t) = M_g(t)/M_{\text{tot}}$ is the total fractional mass of gas present in the galaxy at time t , being $M_g(t)$ and $M_{\text{tot}}(t)$ the gas mass and total mass at the time t , respectively. The quantity τ is the efficiency of star formation, namely the inverse of the time scale for star formation and for a typical elliptical with $10^{11}M_\odot$ of baryonic matter is assumed to be 10 Gyr^{-1} . As shown by Matteucci (1994), to reproduce the observed correlation between the magnesium index M_{g_2} and the iron index $\langle \text{Fe} \rangle$ in ellipticals, this quantity has to be higher in more massive galaxies. This leads to the so-called "inverse wind" scenario, in the sense that large galaxies develop a wind before the small ones. The SFR is assumed to drop to zero at the onset of a galactic wind.

The binding energy $E_B(t)$ is given by the expression (see Pipino et al. 2002):

$$E_B(t) = W_L(t) + W_{\text{DM}}(t) \quad (6)$$

where $W_L(t)$ represents the gravitational energy of the gas due to the luminous matter:

$$W_L(t) = \frac{0.5GM_g(t)M_L(t)}{r_L} \quad (7)$$

where $M_g(t)$, $M_L(t)$ and r_L represent, at the instant t , the gas mass, the total luminous mass and the effective radius,

respectively. $W_{\text{DM}}(t)$ is the gravitational energy due to the dark matter (DM), and is given by:

$$W_{\text{DM}}(t) = \frac{GM_g(t)M_{\text{DM}}(t)}{r_L} W_{\text{DM}}^0 \quad (8)$$

$M_{\text{DM}}(t) = 10M_L$ is the amount of DM present in the galaxy, W_{DM}^0 takes into account the distribution of the dark matter relative to the luminous one:

$$W_{\text{DM}}^0(t) = \frac{1}{2} \frac{r_L}{r_D} [1 + 1.37(r_L = r_D)] \quad (9)$$

$r_L = r_D$ is the ratio between the effective radius and the core radius of the DM. We set $r_L = r_D = 0.1$, in agreement with the results by Bertin et al. (1992). The prescriptions for the DM halo adopted here, namely a rather heavy but diffuse DM halo, are supported by several observational results (Gerhard et al. 2001, Romanowsky et al. 2003, Samurovic & Danziger 2005), which have shown that in several early type galaxies, there is no strong evidence for dark haloes out to several effective radii. Let G_i be the fractional mass of the element i in the gas within a spheroidal galaxy, its temporal evolution is described by the basic equation:

$$G_i = \tau(t)X_i(t) + R_i(t) - (G_i)_{\text{out}} \quad (10)$$

where $G_i(t) = M_g(t)X_i(t)/M_{\text{tot}}$ is the gas mass in the form of an element i normalized to the total initial mass M_{tot} . The quantity $X_i(t) = G_i(t)/G(t)$ represents the abundance in mass of an element i , with the sum over all the elements in the gas mixture being equal to unity. $R_i(t)$ represents the returned fraction of matter in the form of an element i that the stars eject into the ISM through stellar winds and SN explosions. This term contains all the prescriptions regarding the stellar yields and the SN progenitor models. The term $(G_i)_{\text{out}}$ accounts for the presence of gas outflows, occurring by means of SN-driven galactic winds. $(G_i)_{\text{out}}$ is simply equal to the rate of mass loss from dying stars after the occurrence of the wind, since all the matter present in the ISM is lost on a timescale of a few 10^8 years. Recent studies have indicated that, if the star formation is rapid ($> 0.5 \text{ Gyr}$), the presence of an infall term has negligible effects on the predicted chemical abundances (Pipino & Matteucci 2004). For this reason, we assume that all the gas is already present at the beginning of star formation, which is equivalent to a very short infall episode.

2.2 The dwarf irregular galaxy model

The dwarf irregular galaxies are assumed to assemble all of their gas by means of a continuous infall of pristine gas. Hence, the chemical evolution equation is slightly different than eq. 10, since it contains also an infall term, which is given by:

$$(G_i)_{\text{inf}} = C \frac{(X_i)_{\text{inf}} e^{-(t/\tau_g)}}{M_L} \quad (11)$$

where $(X_i)_{\text{inf}}$ is the abundance of the element i in the infalling gas, assumed to be primordial, τ_g is the time scale of mass accretion and C is a constant obtained by imposing to reproduce the total luminous mass M_L at the present time t_g . The parameter τ_g has been assumed to be the same for

all dwarf irregulars and short enough to avoid unlikely high infall rates at the present time ($\tau = 0.5 \times 10^8$ years).

As in the case of ellipticals, dwarf irregulars are assumed to be embedded in a dark matter halo. The prescriptions for the dark matter halo are similar to those adopted for the ellipticals, namely a massive but diffuse dark halo (see Bradač et al. 1998 for details). The SFR proceeds at a low regime but continuously. The SFR expression is identical to the one assumed for ellipticals (see eq. 5), but the SFE efficiency adopted in this case is $\epsilon = 0.05 \text{ G yr}^{-1}$. The SF, if strong enough, can also trigger a galactic wind, in principle easy to develop in irregular galaxies owing to their shallow gravitational potential wells. The conditions for the onset of the wind are identical to the ones described for elliptical galaxies (Bradač et al. 1998, Recchi et al. 2002).

Also in this case, we assume a Salpeter IMF. The chemical evolution model for dwarf irregulars allows us to reproduce the main features of local blue compact dwarfs (BCD) and dwarf irregular galaxies. The predicted present-day ISM O abundance for the typical dwarf galaxy model is $12 + \log(O/H) = 8.5$, with local observations of BCDs indicating values between 7.15 and 9 (Shi et al. 2005). The predicted H I mass to blue luminosity ratio is $M_{\text{HI}}/L_B = 0.5 M_{\odot} / L_{\odot}$, with the observations indicating values of $0.2 - 2 M_{\odot} / L_{\odot}$ (Garland et al. 2004). The predicted SFR at the present time is $0.1 M_{\odot} \text{ yr}^{-1}$, while local observation in irregular magellanic and BCDs show values of $0.01 - 1 M_{\odot} \text{ yr}^{-1}$ (Hopkins et al. 2002, Hunter & Elmegreen 2004).

2.3 Stellar Yields

In both the models used in this work, the chemical enrichment of the ISM occurs by means of three processes: stellar winds, type Ia and type II SN explosions. Low and intermediate ($0.8 M_{\odot} < M < 8 M_{\odot}$) mass stars enrich the ISM by means of quiescent mass loss, or stellar winds. For these kind of stars, we adopt the nucleosynthetic prescriptions by van den Hoek & Groenewegen (1997).

Type Ia SN are assumed to occur in binary systems with total masses $3 M_{\odot} < M < 16 M_{\odot}$, formed by a white dwarf (WD) accreting mass from a secondary star until the Chandrasekhar mass ($1.4 M_{\odot}$) is reached (Reggio & Renzini 1983). At this point, the star explodes by means of the thermonuclear runaway and no remnant is left. For type Ia SN, we use the recent nucleosynthesis prescriptions suggested by Iwamoto et al. (1999), with some corrections by Francois et al. (2004), who provide a set of yields which allow us to reproduce the solar neighbourhood abundance patterns with great accuracy. In particular, the adopted yields assume a larger Zn and Mg production. Single massive ($M > 8 M_{\odot}$) stars enrich the ISM by means of type II SN explosions. After the explosion, a neutron star or a black hole can be left as remnants. Also for massive stars we adopt the nucleosynthesis prescriptions suggested by Francois et al. (2004), which is substantially based on the Woosley & Weaver (1995) yields again with some corrections for Mg and Zn yields. For C production, we do take into account also rotation in massive stars, consistently with Meynet and Maeder (2005). Therefore, the results for these elements are slightly different than the ones obtained in Calura & Matteucci 2004.

2.4 Comoving densities of chemical elements and IGM abundances

To study galaxy evolution, we assume a pure luminosity evolution picture. According to this assumption, galaxies evolve only in luminosity and their number density is constant in time. Such a picture can account for many observables, such as the evolution of the galaxy luminosity density in various bands and the cosmic supernova rates (Calura & Matteucci 2003, hereinafter CM03).

The galactic morphological types considered in this work are two: spheroids and dwarf irregulars. The production rate $\dot{M}_i^k(z)$, for the i th element and the galaxies of k th morphological type as a function of the redshift z is given by:

$$\dot{M}_i^k (M_{\odot} \text{ yr}^{-1} M \text{ pc}^{-3}) (z) = \dot{M}_B^k(z) (M/L)_B^k(z) \dot{M}_i^k(z) \quad (12)$$

where $\dot{M}_B^k(z)$ is the B band luminosity density generated by galaxies of k th morphological type and is the result of the integral over all luminosities of the morphological B-band luminosity function (LF) $\dot{M}_B^k(L_B)(z)$, namely:

$$\dot{M}_B^k(z) = \int_0^z \dot{M}_B^k(L_B)(z) (L_B/L_B(z)) dL_B \quad (13)$$

The general LF $\dot{M}_B^k(L_B)$ is parametrized according to the form defined by Schechter (1976):

$$\dot{M}_B^k(L_B)(z) = \dot{M}_B^k(L_B(z)) \exp(-L_B/L_B(z)) \quad (14)$$

where \dot{M}_B^k is a normalization constant related to the number of luminous galaxies per unit volume, $L_B(z)$ is a characteristic luminosity and α is the faint-end slope.

At redshift zero, we adopt the morphological LF as observed by Marzke et al. (1998). At redshift larger than zero, we have calculated the LF by applying the evolutionary corrections calculated by means of the spectrophotometric model by Jimenez et al. (1998) to the local LF.

The evolution of the stellar, gaseous and total mass is a direct prediction of the chemical evolution models, whereas the evolution of the B luminosity L_B is calculated by means of the spectrophotometric code. $(M/L)_B^k(z)$ represents the B mass-to-light ratio for k th galaxies, where M stands for the total baryonic mass. $\dot{M}_i^k(z)$ represents the rate of production of the i th element by a stellar generation in k th galaxies. At a given time t it is given by:

$$\dot{M}_i^k(t) = \int_{m_{\text{up}}}^{m_{\text{up}}} \dot{M}_i^k(t_m) R_{m,i}(t_m) (m) dm \quad (15)$$

$m(t)$ and m_{up} are the minimum masses of the stars dying at the time t and the maximum mass, respectively. τ_m is the lifetime of the stars of mass m , which has been taken from Matteucci & Padovani (1993). \dot{M}_i^k is the SFR for the k th galaxy type, expressed in yr^{-1} , and $R_{m,i}$ is the mass fraction of a star of mass m , both newly created and already present in the star which is ejected into the ISM in the form of the element i . In order to compute $R_{m,i}$ we adopt the Talbot & Arnett (1971) production matrix (see Matteucci 2001 for details). The conversion between the cosmic time t and redshift z is performed on the basis of the adopted cosmological model, which in our case is characterized by $\Omega_m = 0.3$, $\Omega_b = 0.07$ and $H_0 = 65 \text{ km s}^{-1} M \text{ pc}^{-1}$.

At a given redshift z , the total comoving mass density in the form of a given element (labeled i) produced in the galaxies of k th morphological type $\rho_{i;Tot}^k$ ($M \text{ Mpc}^{-3}$) is given by the integral:

$$\rho_{i;Tot}^k(z) = \int_0^z \rho_{i;g}^k(z^0) \frac{dt}{dz^0} dz^0 \quad (16)$$

where $\rho_{i;g}^k(z^0)$ is the production rate for the i -th element as a function of redshift for the galaxies of k th morphological type.

As in CM 04, the metals produced by spheroids and dwarf irregulars end up into three phases: some are locked up in stars plus remnants, some are contained in the ISM gas and the rest is expelled into the IGM. At each instant, we can predict the comoving density of metals contained in each phase. To calculate the comoving mass density for the element i and for k th galactic type in stars, ISM gas and IGM, first we need to calculate the average stellar and ISM abundances predicted by our models for a typical spheroidal and dwarf irregular galaxy. These quantities are direct outputs of our chemical evolution models.

Let us define $X_{i;g}^k(z)$ and $X_{i;g}^k(z)$ as the average abundances by mass locked in stars and remnants and in ISM gas, respectively, as a function of the redshift z for the element i in k th galactic type. The stellar comoving density of the element i in k th galactic type is given by:

$$\rho_{i;g}^k(z) = X_{i;g}^k(z) \rho_{g}^k(z) \quad (17)$$

whereas the comoving density of the element i in the ISM gas is given by:

$$\rho_{i;ISM}^k(z) = X_{i;ISM}^k(z) \rho_{g}^k(z) \quad (18)$$

$\rho_{g}^k(z)$ and $\rho_{g}^k(z)$ are the mass densities of stars plus remnants and ISM in the galaxies of the k th morphological type, respectively, and are calculated as:

$$\rho_{g}^k(z) = \rho_{B}^k(z) (M_{*}=L_{B})^k(z) \quad (19)$$

and

$$\rho_{g}^k(z) = \rho_{B}^k(z) (M_{g}=L_{B})^k(z); \quad (20)$$

where $(M_{*}=L_{B})^k(z)$ and $(M_{g}=L_{B})^k(z)$ represent the predicted stellar and gas mass to light ratios for k th galactic type, respectively. The comoving density of a given element i expelled by the galaxies of the k th morphological type into the IGM is given by:

$$\rho_{i;IGM}^k(z) = \rho_{i;Tot}^k(z) - \rho_{i;g}^k(z) - \rho_{i;ISM}^k(z) \quad (21)$$

The total mass density in the IGM for the element i is then given by:

$$\rho_{i;IGM}(z) = \sum_k \rho_{i;IGM}^k(z) \quad (22)$$

We determine the abundances in the IGM in the following way:

$$X_{i;IGM}(z) = \rho_{i;IGM}(z) / \rho_{b;IGM}(z) \quad (23)$$

where $\rho_{i;IGM}(z)$ is the mass density of the element i which has been ejected in the IGM by spheroids and dwarf irregulars and $\rho_{b;IGM}(z)$ is the IGM baryonic density. We assume that, immediately after the enrichment, the metals are distributed in the IGM homogeneously, i.e. we assume that the IGM is "well mixed". This is probably a rough approximation, since the physical scale is very large, of 1 Mpc or more. Furthermore, not only metal enrichment, but also gas cooling and metal diffusion depend on the environment, i.e., local densities. These effects are not taken into account in our model, but we compensate by calculating the chemical enrichment in great detail.

To determine $\rho_{b;IGM}$ we have proceeded as in CM 04. The first thing we need is a value for the total baryonic density,

$$\rho_b = \rho_b^c \quad (24)$$

where $\rho_b^c = 1.17 \cdot 10^{11} M \text{ Mpc}^{-3}$ is the critical density of the universe, calculated for the value of $h = 0.65$ adopted here. For the baryonic density, here we assume the crucial value of $\rho_b = 0.02 h^2$ (Spergel et al. 2003), corresponding to $\rho_b = 5.55 \cdot 10^{10} M \text{ Mpc}^{-3}$. To calculate the IGM baryonic density, we then subtract to this value the baryon density in galaxies (stars and ISM) as calculated in CM 04. The baryonic density in galaxies can be constrained by means of the observed luminosity density, as shown by Calura, Matteucci & Menci (2004). They have shown that the assumption that the bulk of ellipticals formed at high redshift allows us to reproduce a large set of observational data.

To determine the H fraction in the IGM, we assume a primordial composition with ^4He abundance of 0.25 (see Steigman 2005) and H abundance of 0.75.

In the present work we do not consider metal production by pop III stars, and we assume that only normal stars in high-redshift galaxies are the sources of the metals residing in the IGM. This assumption is motivated by the results from Matteucci & Calura (2005), who have shown that pop III stars enrichment cannot account for the abundance ratios observed in the high redshift IGM. Furthermore, the critical metallicity necessary to enter a regime of normal star formation is $Z_{cr} = (10^{-6} - 10^{-4}) Z$ (Ferrara & Salvaterra 2004, Yoshida, Bromm, Hernquist 2004), i.e. well below the values observed in the IGM considered here, namely $Z > 10^{-3} Z$.

3 RESULTS

3.1 The evolution of the cosmic metal share

In Figures 1 and 2 we show the predicted metal comoving densities contained in the stars, in the ISM and those ejected into the IGM as functions of redshift, as produced by spheroids and dwarf irregulars, respectively. In Figures 3 and 4 we show the evolution of the metal fractions in the ISM, IGM and in the stars, i.e., at each redshift, the ratio between the metal mass density in each phase (stars, IGM and ISM) and the total one for any given element, as produced by spheroids and dwarf irregulars, respectively. Here, we show only the results obtained by assuming that both spheroids and dwarf irregulars started forming stars at redshift $z_f = 5$. Figure 1 and 2 provide information on the values of the total comoving mass densities, expressed in $M \text{ Mpc}^{-3}$, obtained by summing up the various phases at

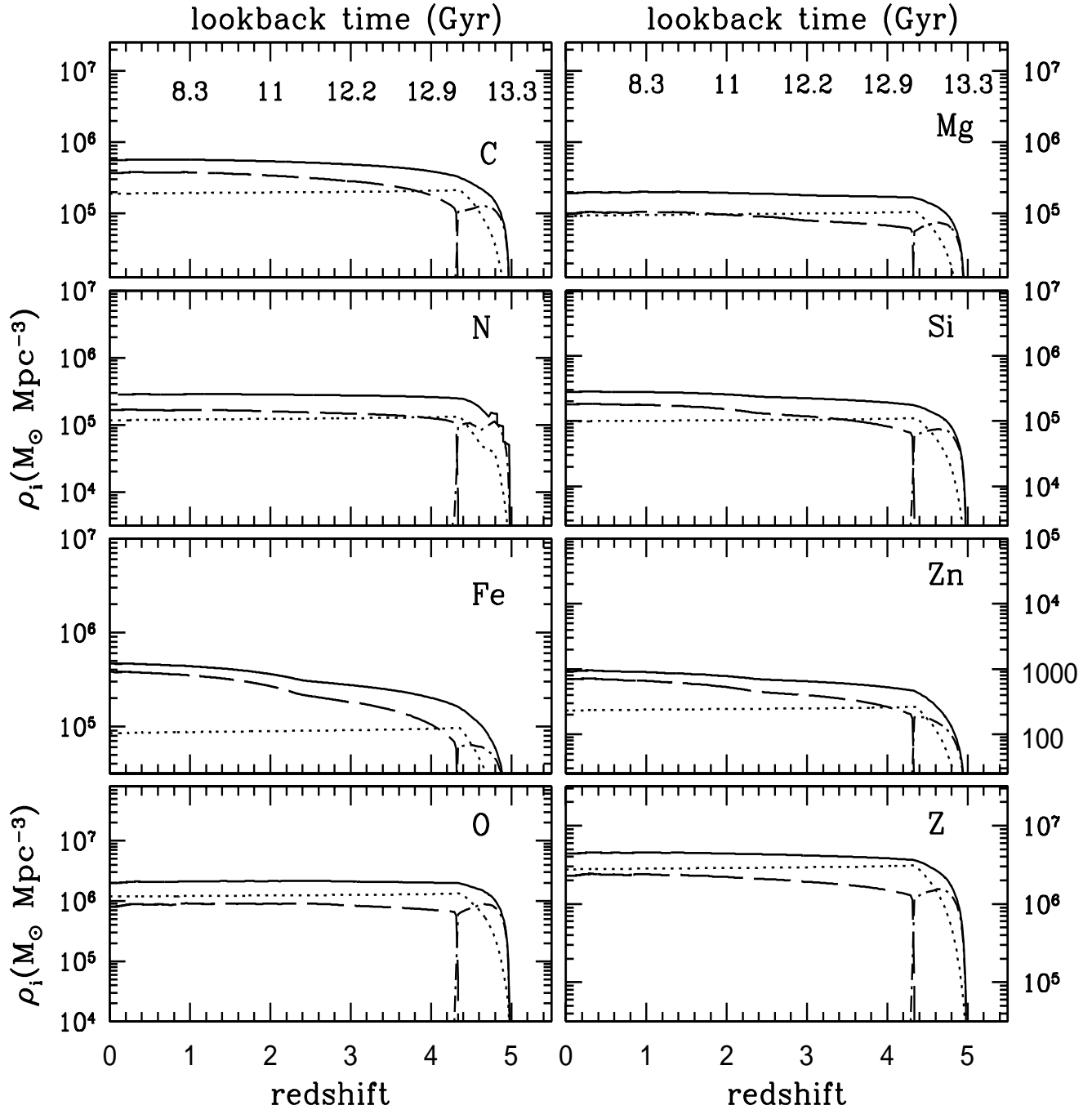


Figure 1. Predicted redshift (lower x-axis) and lookback-time (upper x-axis) evolution of the metals produced by spheroids (various elements). Solid lines: total mass density ρ_i produced in the form of a given element i (here the letter Z indicates the total metallicity). Dotted lines: metal mass density locked up in stars. Dot-dashed lines: metal mass density contained in the ISM. Dashed lines: metal mass density ejected into the IGM. In this case, we assume that in all spheroids star formation starts at redshift $z_f = 5$.

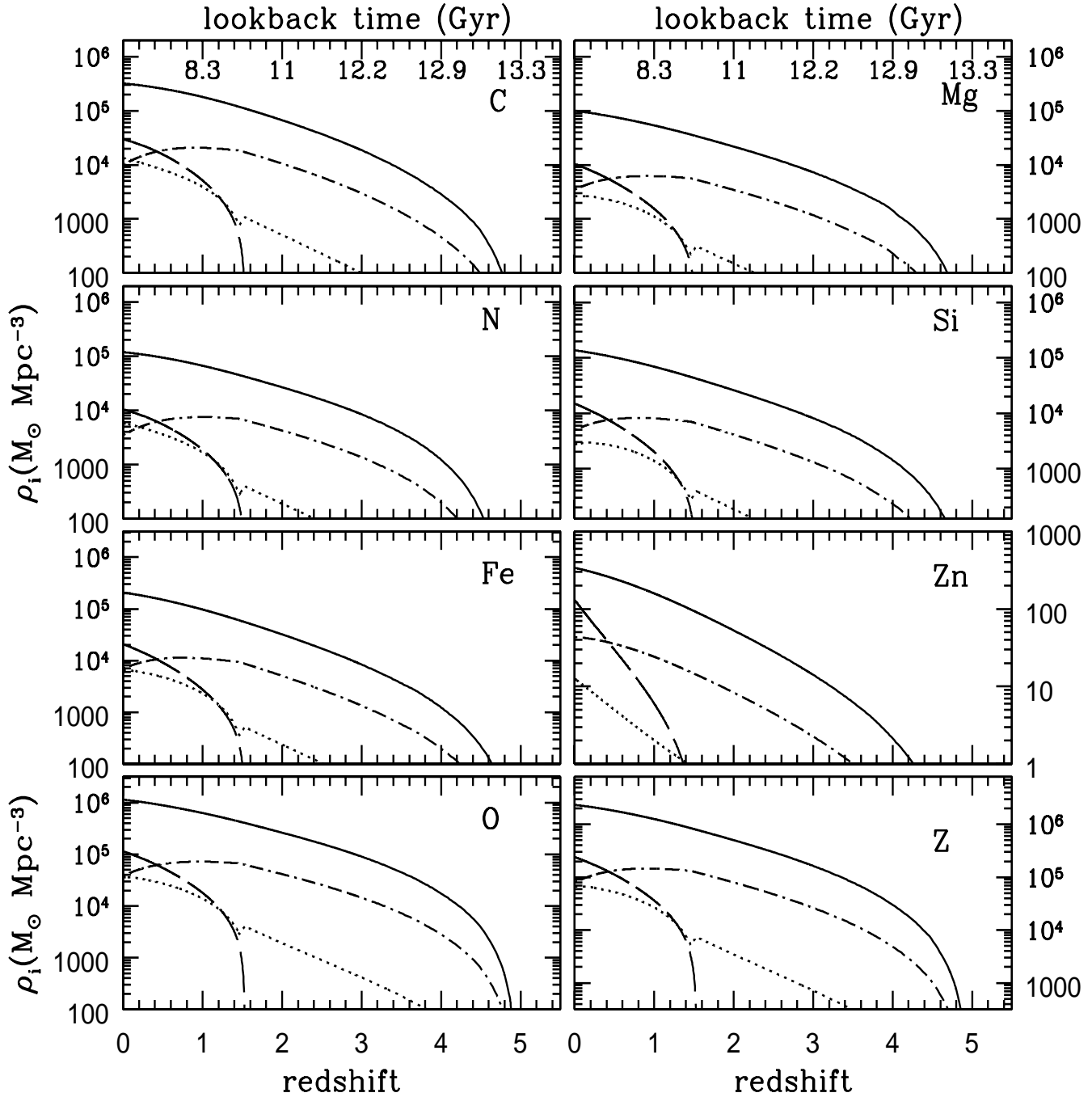


Figure 2. Predicted redshift (lower x-axis) and lookback-time (upper x-axis) evolution of the metals produced by dwarf irregulars (various elements). Solid lines: total mass density ρ_i produced in the form of a given element i (here the letter Z indicates the total metallicity). Dotted lines: metal mass density locked up in stars. Dot-dashed lines: metal mass density contained in the ISM. Dashed lines: metal mass density ejected into the IGM. In this case, we assume that in all dwarf irregulars star formation starts at redshift $z_f = 5$.

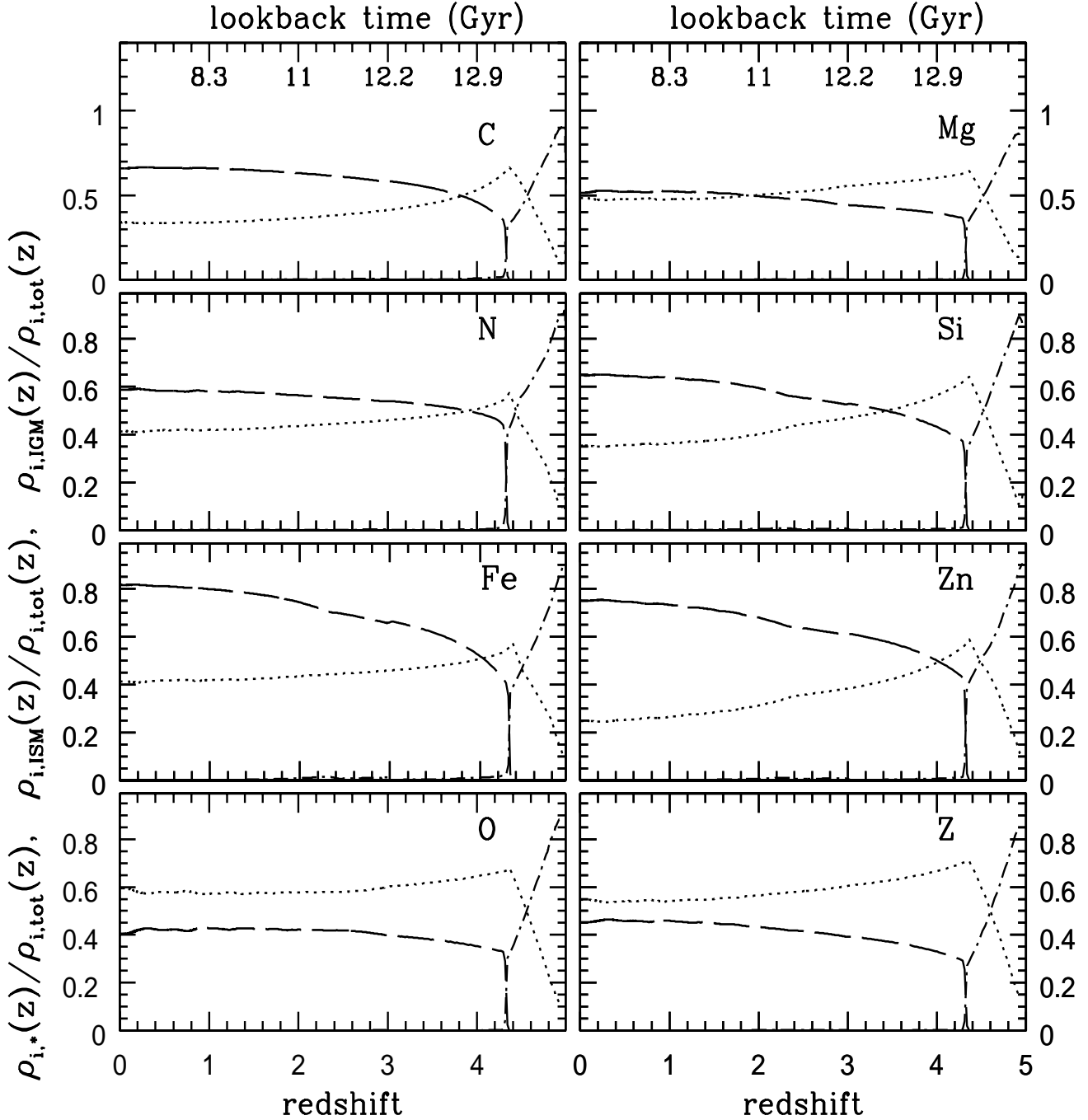


Figure 3. Predicted redshift (lower x-axis) and lookback-time (upper x-axis) evolution of the metal fractions, normalized to the total mass in the form of a given element, locked up in galactic spheroids in stars (dotted lines), in the ISM (dot-dashed lines), in the IGM (dashed lines) for various elements. In this case, we assume that in all spheroids star formation starts at redshift $z_f = 5$.

any redshift. On the other hand, Figures 3 and 4 are useful to see how the fractions of metals contained in the various phases change with the redshift.

In the case of galactic spheroids (Figures 1 and 3), we see that elements produced on different time scales show differ-

ent behaviours. Elements produced by low and intermediate mass stars, such as C and N, are mainly produced on long time scales (> 1 Gyr), with their bulk being produced after the end of star formation.

Elements produced by massive stars ($M > 8M_{\odot}$) on short

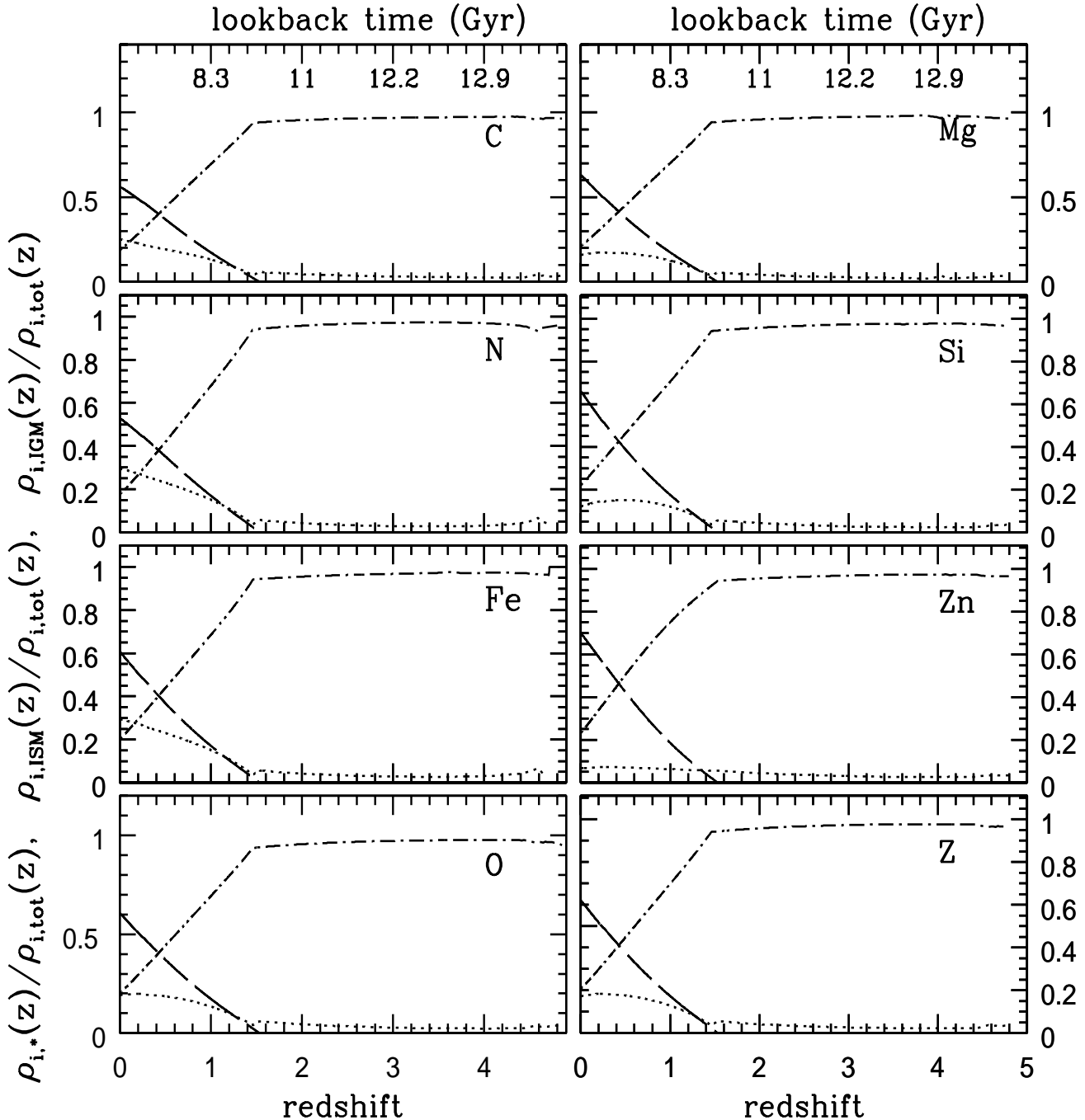


Figure 4. Predicted redshift (lower x-axis) and lookback-time (upper x-axis) evolution of the metal fractions, normalized to the total mass in the form of a given element, locked up in dwarf irregular galaxies in stars (dotted lines), in the ISM (dot-dashed lines), in the IGM (dashed lines) for various elements. In this case, we assume that in all dwarf irregulars star formation starts at redshift $z_f = 5$.

time scales (~ 0.03 Gyr), such as O and Mg, are produced during the star formation epoch. At the present time, nearly half of these elements is locked up into the stars. Fe is an element produced by both type Ia and II SN explosions, but in different proportions: 3/4 of the Fe originates

in type Ia SNe, whereas the remaining 1/4 comes from type II SNe (Matteucci & Greggio 1986). According to the nucleosynthesis prescriptions adopted here, Zn is produced in a substantial way in SNe Ia. Therefore, both Fe and Zn are then massively produced after the starburst.

Si is an element produced both by type II and type Ia SN and in similar proportions. At the present time, nearly 30% of all the Si produced in spheroids is locked up into stars. In the case of dwarf irregular galaxies, the total metal density and stellar metal density (solid and dotted lines in Figure 2, respectively) is a slowly increasing function throughout all their history. This is due to a continuous and low star formation rate characterizing these objects. The ISM metal densities (dot-dashed lines in Figure 2) increase until the time at which the galactic wind develops, i.e. for the model used here, 3.6 Gyr after the beginning of star formation, corresponding to redshift $z = 1.5$. At this redshift, the metal densities in the ISM start to decrease, whereas the metal densities in the IGM start to increase.

3.2 Chemical abundances in the IGM

The abundances in the IGM are determined by means of the metal absorption lines observed in the quasar (QSO) spectra. In these spectra, the presence of the IGM is indicated by the multitude of individual Ly α (Ly) absorption lines bluewards of the Ly emission peak of the QSO. These absorption lines originate in ionized gas clouds with typical column densities in the range $10^{16} < N(\text{H I}) < 10^{12} \text{ cm}^{-2}$ (Pettini 2004, Bechtold 2003), located in the lines of sight of the QSOs. The abundances in the Ly forest are usually determined for C, O and Si. Many are the uncertainties in the determination of the abundances and concern the modeling of the IGM conditions (Simcoe et al. 2004b, Carswell 2004). Major uncertainties are also the nature of the UV photon flux, i.e. whether visible or dust-obscured QSOs (Rees & Setti 1970, Pei & Fall 1995) or star forming galaxies (Haardt & Madau 1996, Kin, Cristiani, D’Oro 2002, Bianchi, Cristiani & Kin 2001) represent the principal sources of UV photons. Observationally, the O/H abundance $\text{O}=\text{H}^{\text{Y}}$ is derived by using measurements of O_{VI} and H I absorptions, according to:

$$\text{O}=\text{H}_{\text{obs}} = \log\left(\frac{N_{\text{O}_{\text{VI}}}}{N_{\text{H I}}}\right) + \log\left(\frac{f_{\text{H I}}}{f_{\text{O}_{\text{VI}}}}\right) - \log\left(\frac{\text{O}}{\text{H}}\right) \quad (25)$$

where $N_{\text{O}_{\text{VI}}}$ and $N_{\text{H I}}$ are the column densities of the chemical species O_{VI} and H I , respectively. $f_{\text{O}_{\text{VI}}}$ and $f_{\text{H I}}$ are the ionization fractions, i.e. the ratios between the column density of the ionized species O_{VI} and H I with respect to the neutral ones (Simcoe et al. 2004a). The same method may be applied to calculate $[\text{C}/\text{H}]$ and $[\text{Si}/\text{H}]$ from the C_{IV} and Si_{IV} absorption lines, respectively. The main challenge in determining the abundances is an accurate estimate of the ionization fractions, depending on all the physical properties of the IGM discussed above.

In figures 5 and 6 we show the evolution of the intergalactic C (upper panel) and O (lower panel) abundances as predicted by our models and as observed by various authors, having assumed that all galaxies started to form stars at $z_f = 3$ and $z_f = 5$, respectively. For this comparison we

To express the chemical abundances, we use the standard notation $[\text{X}_i=\text{H}] = \log(\text{X}_i=\text{H}) - \log(\text{X}_i=\text{H})_{\odot}$, where $(\text{X}_i=\text{H})_{\odot}$ is the solar abundance with respect to H. The solar abundances used in this paper are taken by Anders & Grevesse (1989).

consider only these two elements as they represent the ones with the largest number of measures. Some of the observations considered here have been derived by testing different shapes of the ionizing UV backgrounds (dominated by QSO or a mixture between galaxies and QSOs). These data are represented in Figures 5 and 6 by squared and shaded regions. Data derived by assuming one single type of UV background are represented by points with error bars.

In these figures we show both the contributions by spheroids (thin solid lines) and dwarf irregulars (thin dotted lines) to the total IGM abundances, along with the sum of the two (thick dashed lines). For both elements, it is worth to note that the contribution by dwarf irregular galaxies to the IGM appears negligible with respect to spheroids. Dwarf irregulars contribute to the 6% of the C mass density and to the 12% of the O mass density present in the IGM at the present time. This is an important result, which is in agreement with the ones already found in Calura & Matteucci (2003), where we showed that these objects have played a negligible role in the cosmic star formation history. In the case of $[\text{C}/\text{H}]$, in both figures 5 and 6 we note that at high redshift the predicted total IGM abundances are in agreement with the value by Bergeron et al. (2002, light-hatched area), but overestimate the IGM $[\text{C}/\text{H}]$ abundance as measured by Simcoe et al. (2004a, square box) and Schaye et al. (2003, dotted area). If we take the observational data at face value and neglect all their uncertainties, we note that our predictions calculated by assuming $z_f = 3$ seem in better agreement with the measures than the ones calculated by assuming $z_f = 5$. The predictions are in very good agreement with the estimates by Barlow & Tytler (1998, shaded area) at redshift $z = 0.5$, but underestimate the value by Tripp et al. (2002, empty diamond) at redshift zero by ~ 0.4 dex. The one by Tripp et al. (2002) is the only local observational estimate of the C abundance in the IGM, and it has been derived by considering only a UV background dominated by QSOs (Haardt & Madau 1996). A softer UV background, including also galaxies, would produce significantly lower C abundances (see Schaye et al. 2003).

The most reliable IGM metallicity tracer is represented by O since, at variance with C, it is observable down to the lowest density regions of the universe, characterized by H I column density values of $N_{\text{H I}} \sim 10^{14.5} \text{ cm}^{-2}$. Unfortunately, also the determination of the abundances of O suffers the same uncertainties as C. Furthermore, O is detected by means of the O_{VI} absorptions, which arise in the Ly α forest. For this reason, the measure of its column density is contaminated also by blending effects.

The $[\text{O}/\text{H}]$ in the IGM (figures 5 and 6, lower panels) is roughly accounted for by our predictions both at high and low redshift. We note that the observations show no strong evolution in the O abundances between $z = 2.5$ and $z = 0$, suggesting that the IGM was substantially enriched with metals at very high redshift. At high redshift ($z > 3$), our predictions are consistent with the value by Dave et al. (1998, empty square), which has been provided with no error bar. However, if the uncertainties are the same as for the data by the other authors, i.e. ~ 0.5 dex, we can say that this measure is more consistent with our predictions calculated by assuming a redshift of formation $z_f = 5$. Our predictions overestimate the values observed by Carswell et al. (2002 crossed regions in figures 5 and 6) and Simcoe et

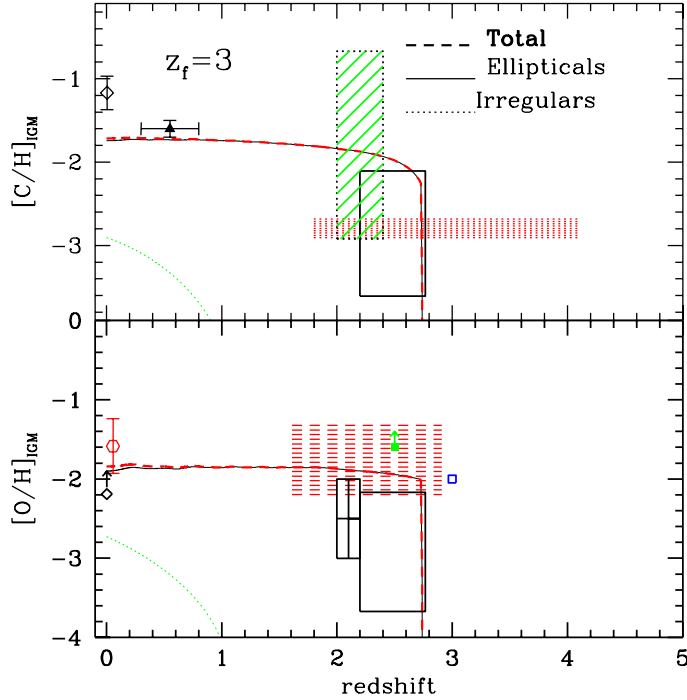


Figure 5. Evolution of the C (upper panel) and O (lower panel) abundances in the IGM as measured by various authors and as predicted by our models by assuming that the star formation in spheroids and dwarf irregulars starts at $z_f = 3$. Thin solid lines: contribution by spheroids. Thin dotted lines: contributions by dwarf irregulars. Thick dashed lines: total abundances. In both panels, the observational data indicated with squares and shaded regions have been derived by taking into account different ionizing UV background shapes. Data in upper panel: open diamond: Tripp et al. (2002). Solid triangle: Barlow & Tytler (1998). Light-hatched area: Bergeron et al. (2002). Square box: Simcoe et al. (2004a). Dotted area: Schaye et al. (2003). Data in lower panel: open diamond: Tripp et al. (2002). Open hexagon: Shull et al. (2003). Solid square: Simcoe et al. (2002). Empty square: Davé et al. (1998). Dashed area: Telfer et al. (2002). Crossed box: Carswell et al. (2002). Square box: Simcoe et al. (2004a).

al. (2004a, large square box), but are in very good agreement with the data by Telfer et al. (2002, dashed region). The only measured abundance being slightly higher than our predictions is the value by Simcoe et al. (2002) at $z = 2.5$. Although being underestimated by our models and higher than any other value, this measure represents a lower limit and it is unlikely to represent the average IGM O abundance. It is likely that this object represents a galactic wind in action, or a proto-cluster region: in fact, the intergalactic systems associated to those absorptions are located in highly overdense environments, where the gas density is particularly large and the star formation and metal production rates could be enhanced.

Finally, the data at redshift zero by Shull et al. (2003, open hexagon) and the lower limit by Tripp et al. (2002) are in very good agreement with our predictions.

If the main responsible of the IGM enrichment are the big spheroids, this lack of evolution in the IGM O abundance is another independent indication that the largest spheroids have formed at very high redshift, consistently with many other observational evidences such as the fundamental plane (Renzini & Ciotti 1993), the Mg- relation (see Bernardi et al. 2003 and references therein) and the color-magnitude relation (Bower, Lucey & Ellis 1992).

From the analysis described in this section, we conclude that our predictions can account for the observed evolution of the

$[O/H]$ in the IGM, being consistent with most of the existent data. In the case of $[C/H]$ in the IGM, our predictions overestimate 2 of the 3 measures quoted above. This could be due to inadequate ionization corrections applied to the C_{IV} column density estimates. It is well known that the C abundances are based primarily on C_{IV} observations, which probe the densest 10% of the baryons in the universe and the 1% of the cosmic volume (Simcoe et al. 2004b). In regions where the density is near the universal mean, C_{IV} loses its sensitivity as a metallicity tracer, since most of the C has been ionized to C_V and higher levels. In those regions, we could be still missing the bulk of the C. If this is true, all the observational data should be regarded as lower limits. On the other hand, although more difficult to detect owing to blending effects, in these very low density regions O_{VI} does not lose its reliability as a metallicity tracer, owing to its ionization potential and the high O abundance (Carswell et al. 2002).

Another possible reasons for the discrepancies between predictions and data for both C and O could be the fact that the IGM is not well mixed as assumed in the present work. The data could be biased and could not represent the average values of the whole universe. Finally, a high fraction of the metals could not be observable, residing at higher temperature in the intra-cluster hot gas, or in warm gas.

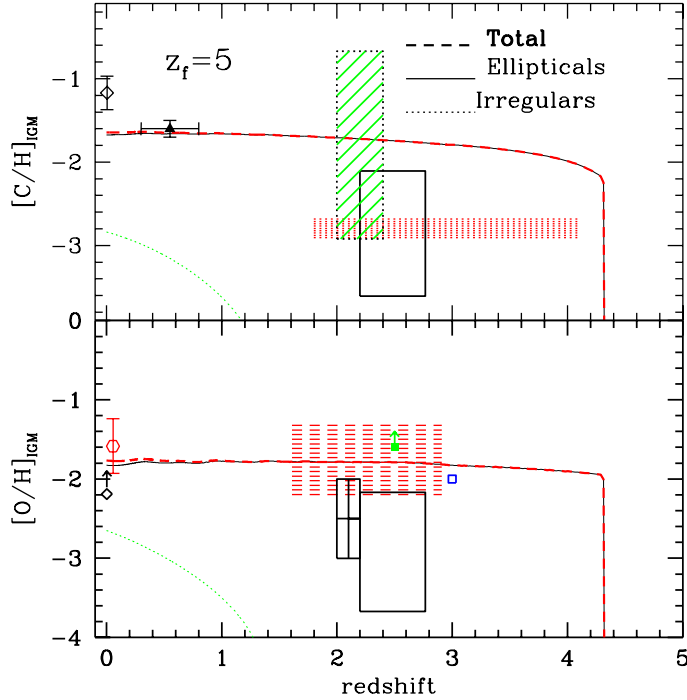


Figure 6. Evolution of the C (upper panel) and O (lower panel) abundances in the IGM as measured by various authors and as predicted by our models by assuming that the star formation in spheroids and dwarf irregulars starts at $z_f = 5$. Lines and data as in Figure 5.

3.3 The IMF and the abundance ratios in the IGM

The possibility of a non-standard Salpeter IMF in various environments has already been suggested by various authors. In the disc of the Milky Way, the stellar IMF is steeper than the one typical of young open clusters (Kroupa 2004; Scalo 2004). This is supported by results from chemical evolution models, finding that in general a Salpeter-like IMF tends to overestimate the metal abundances observed in the local disc (Romano et al. 2004; Portinari et al. 2004). In elliptical galaxies, it has been noted that the standard Salpeter IMF tends to overestimate the average $M = L_B$ and that the best results are obtained by flattening the IMF at masses $> 1 M_\odot$ (Renzini 2004).

From a theoretical point of view, the main parameters affecting the abundance ratios are the adopted stellar yields and the stellar IMF. Here, we assume a fixed set of yields and we try to modify the IMF, in order to investigate also the effects of a non-standard Salpeter-like IMF on the predicted abundance ratios. In Figure 7, we compare observational estimates of the $[Si/C]$ (upper panel) and $[O/C]$ (lower panel) with our predictions, by assuming that star formation in spheroids started at redshift $z_f = 5$. We are showing predictions calculated assuming various types of IMF: a standard Salpeter (solid lines) and a modified Salpeter with flatter slope, $x = 0.35$ instead of $x = 1.35$, below two mass-cuts, $0.6 M_\odot$ (dotted lines) and $2.0 M_\odot$ (dashed lines), respectively. Recently, Aguirre et al. (2004) have carried out a detailed study of silicon, in the IGM in the redshift range $z = 2 - 4$. By using the results presented by Schaye et al. (2003), who measure carbon abundance in the same redshift range, and

assuming different UV background types, they have provided an observational estimate of the $[Si/C]$ ratio in the IGM. The $[Si/C]$ observed at high redshift by Aguirre et al. (2004, shaded area in Figure 7, upper panel) spans a broad range, from $[Si/C] = 0.25$, obtained with a UV background (UVB) including galaxies, to $[Si/C] = 1.5$ in the case of UVB only due to QSOs. As a redshift range, we have assumed the one of the QSOs studied by Aguirre et al. (2004), i.e. $1.5 < z < 4.5$. A local estimate of the $[Si/C]$ ratio in the IGM is provided by Tripp et al. (2002), who studied the chemical abundances in two Ly clouds in the vicinity of the Virgo supercluster, finding $[Si/C] = 0.21$ (empty diamond in upper panel of Figure 7).

Our predictions are consistent with the range of values provided by Aguirre et al. (2004). We note that no choice of the IMF allows us to have values for the $[Si/C]$ ratio at high redshift larger than $[Si/C] = 0.4$ dex.

At redshift zero, the predicted $[Si/C]$ values for various IMFs are higher than the value observed by Tripp et al. (2002). More observations with a detailed study of the effect of different ionizing UV background shapes would be very useful in order to understand the nature of this discrepancy.

In Figure 7, lower panel, we show the evolution of the $[O/C]$ ratio in the IGM, as predicted by our models and as observed by various authors. The data for the $[O/C]$ ratio in the IGM at high redshift ($z > 1.5$) are from Bergeron et al. (2002, light-hatched area) and Telfer et al. (2002, shaded area). At redshift zero, we use the values by Tripp et al. (2002, empty diamond), where $[O/H]$ represents a lower limit. At high redshift, our predictions lie outside of the range indicated by Telfer et al. (2002), but are marginally consistent with

the data by Bergeron et al. (2002). In general, the steeper is the IMF in the low mass regime, the higher is the obtained $[O/C]$ value and the better is the agreement between observations and predictions. Globally, our results indicate that it is hard to reproduce the abundance ratios $[O/C]$ and $[Si/C]$ observed in the IGM at redshifts larger than 2. One way to match the observations would be to adopt a top-heavy IMF in spheroids, but in CM 04 we have already shown that such a choice would lead to a severe overestimation of the local metal budget. On the other hand, the adopted stellar yields could be inappropriate. With the stellar yields adopted here the abundance pattern in the Galactic stars are well reproduced (Francois et al. 2004). The discrepancy between the IGM and the MW results would point towards a non-universality of the stellar yields, which would seem a rather unreasonable conclusion. This is the reason why this solution should be rejected.

Finally, inhomogeneities and local effects could play an important role, not taken into account in our models.

3.4 Escape of metals in IGM and stall radius

An important aspect of the IGM metal enrichment concerns how far the metals can travel in the space once they are ejected, and whether they can reach the lowest density regions of the IGM where metals are detected. Ferrara, Pettini & Shchekinov (2000) have performed a theoretical study of the mixing of the metals in the early IGM. By means of a semi-analytical model for SN feedback, they concluded that SN-driven winds, or blowouts, fail to distribute the metals over volumes large enough to pollute the whole IGM. Both dwarf and giant galaxies eject metals over maximum distances R_{max} of ~ 100 kpc, a factor of 10 smaller than the average physical separation between massive objects at high redshifts, which is of the order of 1 Mpc. This means that we should expect that regions outside the radius R_{max} have a primordial chemical composition. Ferrara et al. (2000) conclude that SN-driven galactic winds are inadequate to explain the ubiquitous presence of metals in the IGM, and that additional mechanisms must be at work to account for the efficient mixing of the metals on scales of ~ 1 Mpc.

On the other hand, in a more recent paper, Tumlinson & Fang (2005) have studied the distribution of the intergalactic O_{VI} absorbers in the local IGM. They concluded that, in order to account for the observed distribution of metals in the local IGM, massive galaxies have to enrich regions of $0.5 - 1$ Mpc.

On the basis of simple physical arguments, we attempt to calculate the maximum distance, or stall radius R_s which could be reached by the ejected metals.

We assume that a spheroid of baryonic mass $M_{LBG} = 10^{10} M_\odot$ and $M_{ULIRG} = 10^{11} M_\odot$ represents a typical Lyman break galaxy (LBG) and ULIRG, respectively. According to the inverse wind scenario, we assume that the star formation efficiency increases with the galactic mass: for the $10^{10} M_\odot$ and $10^{11} M_\odot$ galaxies, we assume star formation efficiencies $\epsilon_{LBG} = 3 \text{ Gyr}^{-1}$ and $\epsilon_{ULIRG} = 11 \text{ Gyr}^{-1}$ (Mattaia et al. 1994, Pipino & Motta 2004).

In Figure 8, we show the SFR, expressed in $M_\odot \text{ yr}^{-1}$, for the models representing the ULIRG (solid line) and the LBG (dotted line), as a function of time. According to our results, a $10^{11} M_\odot$ elliptical develops a wind in 0.23 Gyr,

with average values for the SFR of $10^{11} M_\odot \text{ yr}^{-1} = 2.3 \times 10^8 \text{ yr}^{-1} \times 400 M_\odot \text{ yr}^{-1}$. The SFR of the most massive elliptical galaxies can reach very high peak values (up to $1000 M_\odot \text{ yr}^{-1}$), similar to the ones observed in some SCUBA (Ivison et al. 2000) and luminous infrared galaxies (Rowan-Robinson et al. 1997, 2000).

On the other hand, a $10^{10} M_\odot$ spheroid develops a wind in 0.6 Gyr, hence the average star formation rate is $17 M_\odot \text{ yr}^{-1}$.

Here, the basic assumptions for the ISM heating by SNe and stellar winds are the same as described in various papers (Pipino et al. 2002, Pipino et al. 2005). As in Pipino et al. (2002), we assume that every SN releases an energy $E_0 = 10^{51} \text{ erg}$, 20% of which goes into thermal heating of the ISM, after taking into account SN remnant cooling. We assume that all the thermal energy is carried out by the wind. In this case, at each time step the energy lost in the galactic wind is $E = E_{th}$, where E_{th} is given by equation (1). If the quantity M represents the amount of matter ejected through the galactic wind at each time step, we can then calculate the wind velocity according to $v_w = (2E/M)^{1/2}$ (Pipino et al. 2005). With the prescriptions adopted here, immediately after the starburst we obtain wind velocities of $v_{w, LBG} = 500 \text{ km s}^{-1}$ and $v_{w, ULIRG} = 1400 \text{ km s}^{-1}$ in the case of a typical LBG and ULIRG, respectively. Both values are compatible with the ones measured in real LBGs (Pettini et al. 2002, Lehnert et al. 2005), local starbursts (Martin 2005) and LIRGs/sULIRGs (Veilleux 2003, Veilleux et al. 2005). To give an estimate of the stall radius R_s , we assume that the wind propagates as a spherical bubble in a uniform medium. We require that the outflow ram pressure balances the IGM pressure p_{IGM} (Ferrara et al. 2000), obtaining:

$$R_s = \frac{M_w v_w}{4 p_{IGM}} \quad (26)$$

where M_w is the mass loss rate of the galaxy. According to our predictions, immediately after the onset of the wind the mass loss rate is $1.9 M_\odot \text{ yr}^{-1}$ and $9 M_\odot \text{ yr}^{-1}$ in the case of the LBG and ULIRG, respectively. The pressure of the IGM is given by:

$$p_{IGM} = p [(1+z)^2]^{5/2} \quad (27)$$

where $p = K_B = 1500 \text{ h}^2 \text{ cm}^{-3} \text{ K}$ is the IGM pressure at $z = 200$ (Ferrara et al. 2000). A fundamental quantity to calculate p_{IGM} is the IGM temperature T_{IGM} . The structure of the IGM is likely to be multiphase, with a colder medium at temperatures $T = 10^{3.5-5} \text{ K}$ (Danforth & Shull 2005, Stocke, Shull & Penton 2004). Here, we assume for T_{IGM} the value in-between these two media, i.e. $T_{IGM} = 10^5 \text{ K}$. With these hypothesis, at redshift $z = 4$ for the stall radius we obtain a value for $R_{s, LBG} = 0.77 \text{ Mpc}$ and $R_{s, ULIRG} = 2.8 \text{ Mpc}$ for LBGs and ULIRGs, respectively. We conclude that, on the basis of these very simple arguments, the metals ejected by massive galaxies can reach very long distances, being in principle able to account for the observed ubiquity of the metals in the diffuse IGM. Furthermore, it is worth to note that, with such values for the wind velocity and assuming this quantity to be constant, the ejected matter would be able to move to the required distances of 1 Mpc on time scales of $1 \text{ Mpc} = v_{w, LBG} = 1.95 \text{ Gyr}$ and $1 \text{ Mpc} = v_{w, ULIRG} = 0.7 \text{ Gyr}$, in the case they are ejected

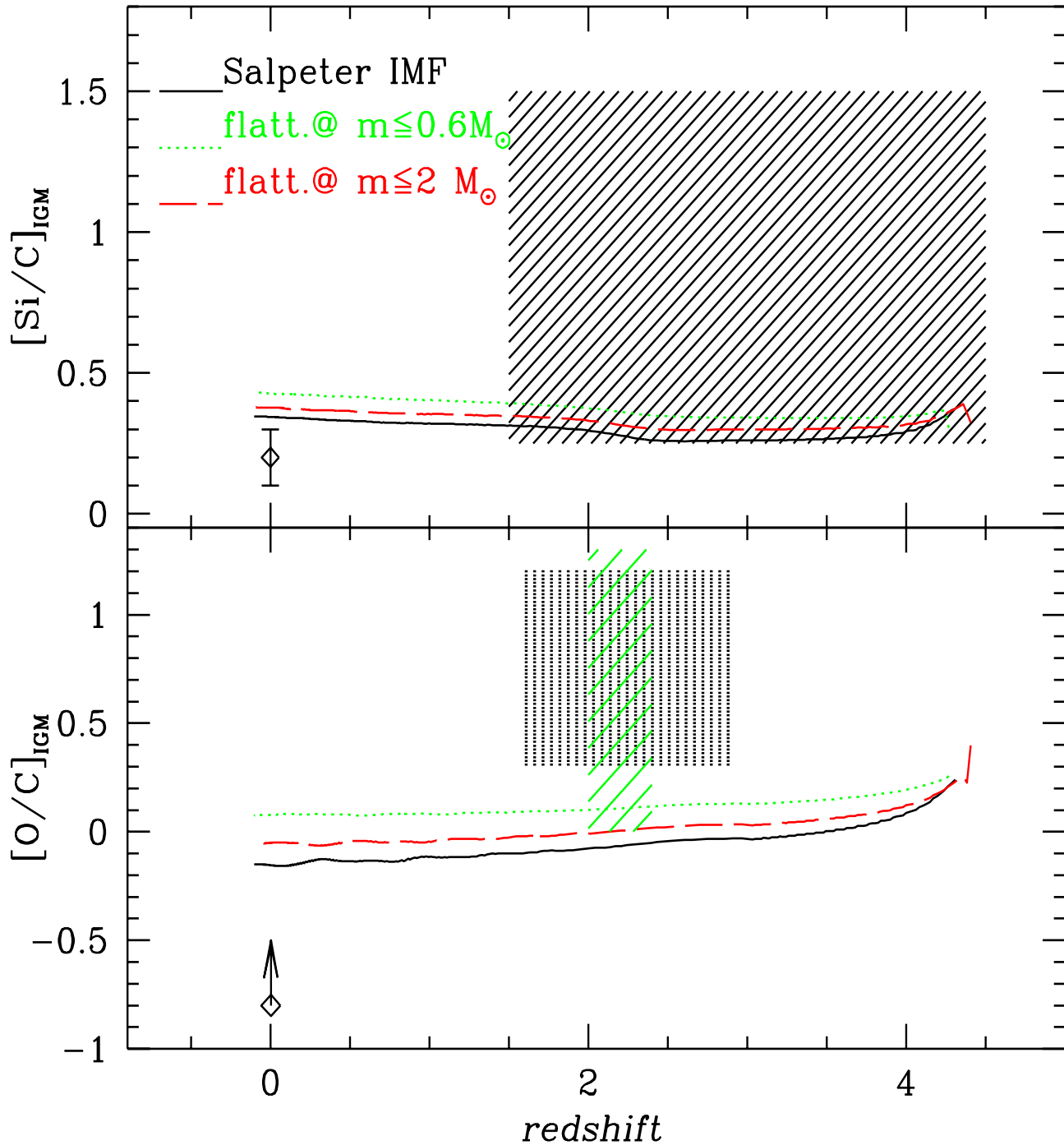


Figure 7. Evolution of the $[\text{Si}/\text{C}]$ and $[\text{O}/\text{C}]$ abundance ratios in the IGM as predicted by our models for different IMFs and as measured by various authors. Upper panel: solid line: Salpeter IMF. Dotted line: IMF flatter ($\alpha = 0.35$) than the Salpeter at masses $m \leq 0.6 M_{\odot}$. Dashed line: IMF flatter ($\alpha = 0.35$) than the Salpeter at masses $m \leq 2 M_{\odot}$. Observations: shaded area: Aguirre et al. (2004); open diamond: Tripp et al. (2002). Lower Panel: curves as in upper panel. Observations: shaded area: Telfer et al. (2002). Light-hatched area: Bergeron et al. (2002). Open diamond: Tripp et al. (2002). In this case, we assume that star formation in spheroids starts at $z_f = 5$.

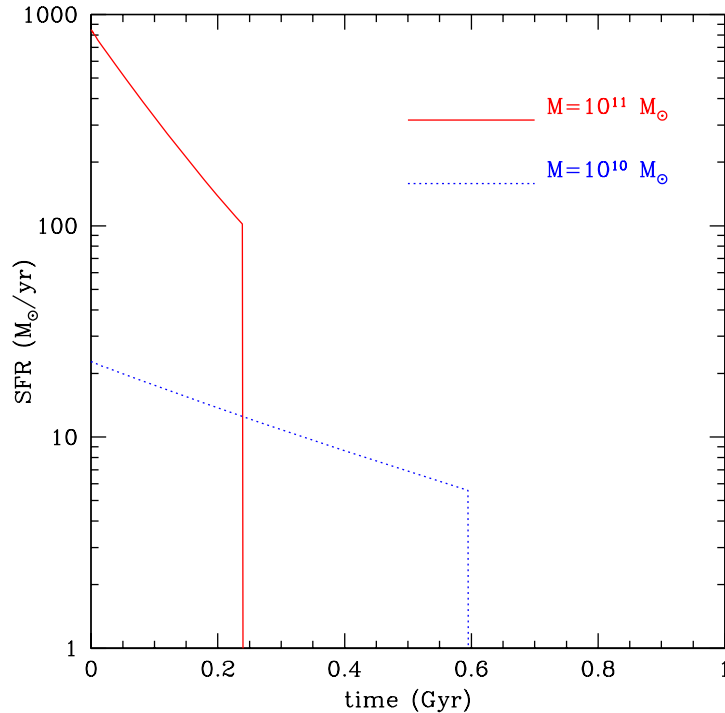


Figure 8. Star formation rate, expressed in M_{\odot}/yr , for an elliptical galaxy of baryonic mass $M = 10^{11} M_{\odot}$ (solid line) and $M = 10^{10} M_{\odot}$ (dotted line), as a function of time.

by a LBG or a ULIRG, respectively. The most massive galaxies, experiencing the most intense starburst in the universe, could be responsible for the enrichment of the lowest density regions of IGM, which are also the most distant from galaxies. It has been found recently that the role of ULIRGs in the cosmic star formation increases rapidly at redshift $z > 1.5$, and that at redshift $z \approx 3$ they completely dominate the SFR density (Perez-Gonzalez et al. 2005). Furthermore, the presence of very massive starbursts is detected up to $z \approx 5.5$ (Staguhn et al. 2005), along with the presence of very metal-rich massive quasars (Dietrich et al. 2003, Iwamoto et al. 2004). On the light of these evidences, it is likely that these objects dominate also the metal enrichment of the IGM at redshift $z \approx 3-5$. In principle, by assuming that very intense starbursts have occurred at high redshift, it would then be possible to explain the presence of metals in very underdense regions of the IGM even at redshift $z \approx 3-5$, i.e. when the universe was only ≈ 1.5 Gyr old. We want to stress that these conclusions have been reached on the basis of pure order-of-magnitude arguments, and that only detailed numerical simulations following in detail the transport of metals in the IGM could give more precise estimates of the quantities described above. It would be very interesting to probe whether, with the prescriptions adopted above, in particular star formation rates of the order of $400 M_{\odot}/\text{yr}$, speeding up the ejecta at very high velocities, such simulations could be able to account for the presence of the metals on scales of ≈ 1 Mpc or more.

4 CONCLUSIONS

By means of chemodynamical models for spheroidal and dwarf irregular galaxies, we have carried out a detailed study of the history of element production in the universe. According to these models, the galaxy densities are fixed and are normalized to the values of the optical luminosity function in the local universe (Marzke et al. 1998). This is equivalent to assume that galaxies evolve in luminosity and not in number. In our picture, the metal enrichment of the IGM is mainly due to galactic spheroids (i.e. ellipticals and spiral bulges) and, to a lesser extent, to dwarf irregular galaxies. We did not consider galactic winds in spiral discs. Our main results can be summarized as follows.

- i) The enrichment of the IGM has proceeded in different manners for elements produced on different timescales. In spheroids, α -elements (O, Mg) are produced during the starburst phase, whereas for elements synthesized by low and intermediate mass stars (C, N, Fe) the bulk of the production occurs well after the starburst. The behaviour of Fe, produced mainly by type Ia SNe, is similar to the one of the elements produced by low and intermediate mass stars. Zn is also perhaps produced by type Ia SNe, but a non-negligible contribution comes by massive stars (Francois et al. 2004). Dwarf irregular galaxies, characterized by a prolonged star formation history, in general have a different metal share than spheroids, with a low fraction locked up in stars (less than 10%), 20% in the ISM and the highest fraction (70%) ejected into the IGM.
- ii) The bulk of the IGM enrichment is due to spheroids, with dwarf irregular galaxies playing a negligible role. Our prediction can reproduce the $[O/H]$ observed in the IGM by various

authors, as well as the trend of $[O/H]$ with redshift. On the other hand, the predicted $[C/H]$ are larger than observed, especially at high-redshift, in 2 out of 3 cases. A possible explanation could be that in regions of the universe with density close to the cosmic mean, where the vast majority of the baryons lie, C_{IV} loses its sensitivity as a metallicity tracer, since C has been ionized to higher levels, whereas O_{VI} is a much more sensitive metallicity probe. Other possible reasons for the discrepancies between predictions and data for both C and O could be the fact that the IGM is not well mixed, or the data could be biased and representative of the average cosmic mean, or a high fraction of the metals could not be observable, residing at higher temperature in the intra-cluster hot gas, or warm gas.

iii) The study of the abundance ratios may be useful to constrain the IMF of the first stars in galaxies. We have tried to fit the $[Si/C]$ and $[O/C]$ ratio observed in the local and high-redshift IGM by assuming a standard Salpeter IMF and a modified Salpeter attenuated below various possible mass values. Our predictions underestimate the $[O/C]$ and $[Si/C]$ observed in the IGM at redshift larger than 2. To reduce this discrepancy, the adoption of a top-heavy IMF is not a viable solution, since it would overestimate the metal budget in the local universe (CM 04). The explanation resides perhaps in inhomogeneities and local effects, which could be investigated by means of numerical simulations studying single elements and taking into account the stellar lifetimes.

iv) On the basis of simple but realistic physical arguments we have shown that, in order to disperse the metals up to distance scales of $\sim 1Mpc$ in less than $1Gyr$, outflow velocities of $v_w \sim 1500Kms^{-1}$ for the galactic winds are required. These velocities are of the same order of magnitude of the values observed in luminous infrared galaxies, experiencing the most intense starbursts in the universe. If present also at high redshift, as many recent observations seem to suggest (e.g. Perez-Gonzalez et al. 2005), these objects could be responsible for the enrichment of the lowest density regions of the IGM.

We stress that at the present time, the observations of the metal abundance in the IGM have been obtained for a few elements (mainly C and O). By improving the number of detections for these elements and by deriving abundances for other ones, it will be possible to shed more light on the sources of the IGM metals and on the mechanisms governing the IGM enrichment.

ACKNOWLEDGMENTS

FC thanks Antonio Pipino for many helpful suggestions, Cristina Chiappini, Bob Carswell, Max Pettini and Valentina D'Olorico, Giovanni Vladilo for interesting discussions, and the hospitality of the Institute of Astronomy in Cambridge, where part of this work was carried out. The authors acknowledge funds from MIUR, COFIN 2003, prot. N. 2003028039.

REFERENCES

Adelberger K., 2005, in "Probing Galaxies through Quasar Absorption Lines," eds. Williams, Shu, Menard, in press, astro-ph/0504311

- Anders, E., Grevesse, N., 1989, *Geochim. Cosmochim. Acta*, 53, 197
- Aguirre A., Schaye J., Kim T.-S., Theuns T., Rauch M., Sargent W.L.W., 2004, *ApJ*, 602, 38
- Barger A. J., Cowie L. L., Trentham N., Fulton E., Hu E. M., Songaila A., Hall D., 1999, *AJ*, 117, 102
- Baugh, C. M., Cole, S., Frenk, C. S., Lacey, C. G., 1998, *ApJ*, 498, 504
- Barlow T. A., Tytler D., 1998, *AJ*, 115, 1725
- Bechtold, J., 2003, in "Galaxies at high redshift", edited by I. Perez-Foumon et al., Cambridge University Press, ISBN 0-521-82591-1, p. 131
- Bergeron J., Racine B., Petitjean P., Pichon C., 2002, *A & A*, 396, 11
- Bernardi M., et al., 1998, *ApJ*, 508, L43
- Bernardi M., et al. 2003, *AJ*, 125, 1882
- Bertin G., Saglia R., Stiavelli M., 1992, *ApJ* 384, 423
- Bianchi S., Cristiani S., Kim T.-S., 2001, *A & A*, 376, 1
- Bower R. G., Lucey J. R., Ellis R. S., 1992, *MNRAS*, 254, 613
- Bradante F., Matteucci F., De Roche A., 1998, *A & A*, 337, 338
- Bromm V., Larson R. B., 2004, *ARA & A*, 42, 79
- Calura F., Matteucci F., 2003, *ApJ*, 596, 734 (CM 03)
- Calura F., Matteucci F., Vladilo G., 2003, *MNRAS*, 340, 59
- Calura F., Matteucci F., 2004, *MNRAS*, 350, 351 (CM 04)
- Calura F., Matteucci F., Menci N., 2004, *MNRAS*, 353, 500
- Carswell B., Schaye J., Kim T.-S., 2002, *ApJ*, 578, 43
- Carswell B., 2004, in "Origin and Evolution of the elements", Carnegie Obs. Astrophysics Series, Vol. 4, ed. A. McWilliam and M. Rauch²
- Cen, R., Ostriker, J. P., 1999, *ApJ*, 519, L109
- Chabrier G., 2003, *PASP*, 115, 763
- Cioffi D. F., McKee C. F., Bertschinger E., 1988, *ApJ*, 334, 252
- Cimatti A., et al., 2002, *A & A*, 391, L1
- Cimatti A., et al., 2004, *Nature*, 430, 184
- Cole, S., Lacey, C. G., Baugh, C. M., Frenk, C. S., 2000, *MNRAS*, 319, 168
- Cowie L. L., Songaila A., 1998, *Nature*, 394, 44
- Daddi, E., et al., 2004, *ApJ*, 600, L127
- Danforth C. W., Shull J. M., 2005, *ApJ*, 624, 555
- Dave R., Hellsten U., Hemquist L., Katz N., Weinberg D. H., 1998, *ApJ*, 509, 661
- Dave R., Cen R., Ostriker J. P., Bryan G. L., Hemquist L., Katz N., Weinberg D. H., Norman M. L., O'Shea Brian, 2001, *ApJ*, 552, 473
- De Lucia G., Kauffmann G., White S. D. M., 2004, *MNRAS*, 349, 1101
- Dickinson M., Papovich C., Ferguson H. C., Baudavari T., 2003, *ApJ*, 587, 25
- Dietrich M., Hamann F., Shields J. C., Constantin A., Heidt J., Jaeger K., Vestergaard M., Wagners S. J., 2003, *ApJ*, 589, 722
- Djorgovski S., Davis M., 1987, *ApJ*, 313, 59
- Dorsey N., Bender R., Snigula J., Feulner G., Hopp U., Maraston C., Hill G. J., Mendes de Oliveira C., 2001, *ApJ*, 562, L111
- Dunne, L., Eales, S. A., Edmunds, M. G., 2003, *MNRAS*, 341, 589
- Edmunds, M. G., Phillips, S., 1997, *MNRAS*, 292, 733
- Ferrara A., Salvaterra R., 2004, in "Joint Evolution of Black Holes and Galaxies", M. Colpi, V. Gorini, F. Haardt, U. Moschella eds., in press, astro-ph/0406554
- Ferrara A., Pettini M., Shchekinov Y., 2000, *MNRAS*, 319, 539
- Fontana A., Menci N., D'Olorico S., Giallongo E., Poli F., Cristiani S., Moorwood A., Saracco P., 1999, *MNRAS*, 310, L27
- Francois P., Matteucci F., Cayrel R., Spite M., Spite F., Chiappini C., 2004, *A & A*, 421, 613

Z

<http://www.ociw.edu/ociw/symposia/symposium4/proceedings.html>

- Fukugita M., Hogan C. J., Peebles P. J. E., 1998, *ApJ*, 503, 518
- Garland C. A., Pisano D. J., Williams J. P., Guzman R., Castander F. J., 2004, *ApJ*, 615, 689
- Gerhard A., Kronawitter R. P., Saglia R. P., Bender R., 2001, *AJ*, 121, 1936
- Reggio L., Renzini A., 1983, *A & A*, 118, 217
- Haardt F., Madau P., 1996, *ApJ*, 461, 20
- Heger A., Woosley S. E., 2002, *ApJ*, 567, 532
- Hopkins A. M., Schulte-Ladbeck R. E., Rozdovsky I. O., 2002, *AJ*, 124, 862
- Hunter D. A., Elmegreen B. G., 2004, *AJ*, 128, 2170
- Im M., et al., 2002, *ApJ*, 571, 136
- Iverson R. J., Smail, I., Barger, A. J., Kneib, J. P., Blain, A. W., Owen, F. N., Kerr, T. H., Cowie, L. L., 2000, *MNRAS*, 209
- Iwamoto K., Brachwitz F., Nomoto K., Kishimoto N., Umeda H., Hix W. R., Thielemann, F.-K., 1999, *ApJS*, 125, 4391
- Iwamoto F., Kimura M., Eto S., Maihara T., Motoshima K., Yoshii Y., Doi M., 2004, *ApJ*, 614, 69
- Jablonska, P., Martin, P., Arimoto, N., 1996, *AJ*, 112, 1415
- Jinenez R., Padoan P., Matteucci F., Heavens A. F., 1998, *MNRAS*, 299, 123
- Kauffman, G., White, S. D. M., Guiderdoni, B., 1993, *MNRAS*, 264, 201
- Kim T.-S., Cristiani S., D'Odorico S., 2002, *A & A*, 383, 747
- Kodama T., Bower R. G., Bell E. F., 1999, *MNRAS*, 306, 561
- Kobulnicky H. A., Kewley L. J., 2004, *ApJ*, 617, 240
- Kochanek C. S., Falco E. E., Impey C. D., Lehar J., McLeod B. A., Rix H.-W., Keeton C. R., Muzzo J. A., Peng C. Y., 2000, *ApJ*, 543, 131
- Kroupa P., 2002, *Sci*, 295, 82
- Kroupa P., 2004, in "IMF@50: The Stellar Initial Mass Function Fifty Years Later", eds. E. Corbelli, F. Palla, and H. Zinnecker, Kluwer Academic Publishers, in press
- Kulkarni V. P., Fall S. M., Lauroesch J. T., York D. G., Welty D. E., Khare P., Turan J. W., 2005, *ApJ*, 618, 68
- Lange A. E., et al., *Phys. Rev. D*, 2001, 63, 042001
- Lehmer B. D., et al., 2005, *AJ*, 129, 1
- Lu L., Sargent L. W. W., Barlow T. A., Rauch M., 1998, *astro-ph/9802189*
- Malaney, R. A., Chaboyer, B., 1996, *ApJ*, 462, 57
- Mathlin, G. P., Baker, A. C., Churches, D. K., Edmunds, M. G., 2001, *MNRAS*, 321, 743
- Marzke, R. O., Nicolaci D. Costa, L., Pellegrini, P., Willmer, C. N. A., Geller, M., 1998, *ApJ*, 503, 617
- Martin C. L., 2005, *ApJ*, 621, 227
- Matteucci F., 1992, *ApJ*, 397, 32
- Matteucci F., 1994, *A & A*, 288, 57
- Matteucci F., 2001, *The chemical evolution of the Galaxy, Astrophysics and space science library, Volume 253, Dordrecht: Kluwer Academic Publishers*
- Matteucci F., Francois P., 1989, *MNRAS*, 239, 885
- Matteucci F., Padovani P., 1993, *ApJ*, 419, 485
- Matteucci F., Pipino A., 2002, *ApJ*, 569, L69
- Matteucci F., Calura F., 2005, *MNRAS*, in press, *astro-ph/0502487*
- Manteau F., Ellis R. S., Abraham R. G., Barger A. J., Cowie L. L., 1999, *MNRAS*, 309, 208
- Meynet G., Maeder A., 2005, *A & A*, 429, 581
- Mezger, J. M., Tytler, D., Kirkman, D., Suzuki, N., Prochaska, J. X., Lubin, D., Wolfe, A. M., 2001, *ApJ*, 552, 718
- Padin, S., et al., 2001, *ApJ*, 549, L1
- Peebles, P. J. E., 2002, in "A new era in cosmology", eds. N. M. et al. & T. Shanks, *ASP conference series*, 238, 351
- Pei, Y. C., Fall, S. M., 1995, *ApJ*, 454, 69
- Pei, Y. C., Fall, S. M., Hauser, M. G., 1999, *ApJ*, 522, 604
- Perez-Gonzalez P. G., et al., 2005, *ApJ*, accepted, *astro-ph/0505101*
- Pettini M., 1999, in "Chemical Evolution from Zero to High Redshift", eds. J. R. Walsh, M. R. Rosa, Springer-Verlag, 1999, 233
- Pettini M., King D. L., Smith L. J., Hunstead R. W., 1997, *ApJ*, 478, 536
- Pettini M., Rix S. A., Steidel C. C., Adelberger K. L., Hunt M. P., Shapley A. E., 2002, *ApJ*, 569, 742
- Pettini, M., 2004, in "Cosmology: The Meeting Point of Elements", eds. Esteban, R. J. Garcia Lopez, A. Herrero, F. Sanchez, Cambridge University Press, 257. *astro-ph/0303272*
- Pipino A., Matteucci F., Borgani S., Biviano A., 2002, *New A*, 7, 227
- Pipino A., Matteucci F., 2004
- Pipino A., Kawata D., Gibson B. K., Matteucci F., 2005, *A & A*, 434, 553
- Portinari L., Masetti A., Chiosi C., Sommer-Larsen J., 2004, *ApJ*, 604, 579
- Pozzetti L., et al., 2003, *A & A*, 402, 837
- Recchi, S., Matteucci, F., D'Ercole, A., Tosi, M., 2002, *A & A*, 384, 799
- Rees M. J., Setti G., 1970, *A & A*, 8, 410
- Renzini, A., 2004, in "IMF@50: The Stellar Initial Mass Function Fifty Years Later", eds. E. Corbelli, F. Palla, and H. Zinnecker, Kluwer Academic Publishers, in press
- Renzini, A., Ciotti, L., 1993, *ApJ*, 416, L49
- Romano D., Chiappini C., Matteucci F., Tosi M., 2004, *A & A*, 430, 491
- Romanowsky A. J.; Douglas N. G.; Amaldi M.; Kuijken K.; Merrield M. R.; Napolitano N. R.; Capaccioli M.; Freeman, K. C., 2003, *Sci*, 301, 1696
- Rowan-Robinson M., et al., 1997, *MNRAS*, 289, 490
- Rowan-Robinson M., 2000, *MNRAS*, 316, 885
- Rusin D., et al., 2003, *ApJ*, 587, 143
- Sadat, R., Guiderdoni, B., Silk, J., 2001, 369, 26
- Samurovic S., Danziger I. J., 2005, *MNRAS*, 363, 769
- Saracco P., et al., 2005, *MNRAS*, 357, 40
- Scalo, J. M., 2004, in "IMF@50: The Stellar Initial Mass Function Fifty Years Later", eds. E. Corbelli, F. Palla, and H. Zinnecker, Kluwer Academic Publishers, in press
- Scannapieco E., Ferrara A., Madau P., 2002, *ApJ*, 574, 590
- Schade, D., et al., 1999, *ApJ*, 525, 31
- Schaye J., Rauch M., Sargent W., Kim T.-S., 2000, *ApJ*, 541, L1
- Schaye J., Guirre A., Kim T.-S., Theuns T., Rauch M., Sargent W. L. W., 2003, *ApJ*, 596, 768
- Schechter P., 1976, *ApJ*, 203, 297
- Schneider R., Ferrara A., Natarajan P., Omukai K., 2002, *ApJ*, 571, 30
- Shi F., Kong X., Li C., Cheng F. Z., 2005, *A & A*, 437, 849
- Shull J. M., Tumlinson J., Giroux M. L., 2003, *ApJ*, 594, L107
- Simcoe R. A., Sargent W. L. W., Rauch M., 2002, *ApJ*, 578, 737
- Simcoe R. A., Sargent W. L. W., Rauch M., 2004a, *ApJ*, 606, 92
- Simcoe R. A., Sargent W. L. W., Rauch M., 2004b, in "Origin and Evolution of the Elements", *Carnegie Obs. Astrophysics Series, Vol. 4*, ed. A. M. Williams and M. Rauch (<http://www.ocw.edu/ocw/symposia/symposium4/proceedings.htm>)
- Songaila, A., 2001, *ApJ*, 561, L153
- Spergel D. N., et al., 2003, *ApJS*, 148, 175
- Staguhn J. G., Stem D., Benford D. J., Bertoldi F., Djorgovski S. G., Thompson D., 2005, *ApJ*, accepted, *astro-ph/0505137*
- Steigman G., 2005, in "Chemical Abundances and Mixing in Stars in the Milky Way and its Satellites", eds. L. Pasquini and S. Randich, in press, *astro-ph/0501591*
- Stocke J. T., Shull J. M., Penton S. V., 2004, in "From Planets to Cosmology", in press, *astro-ph/0407352*
- Talbot R. J., Amett W. D., 1971, *ApJ*, 170, 409
- Telfer R. C., Kriss G. A., Zheng W., Davidsen A. F., Tytler D., 2002, *ApJ*, 579, 500

- Tosi M., Steigman G., Matteucci F., Chiappini C., 1998, *ApJ*, 498, 226
- Treu T., Stiavelli M., Casertano S., Moller P., Bertin G., 2002, *ApJ*, 564, L13
- Treu T., Koopmans L.V.E., 2004, *ApJ*, 611, 739
- Tripp T.M., et al., 2002, *ApJ*, 575, 697
- Tumlinson J., Fang T., 2005, *ApJ*, 623, L97
- Umeda H., Nomoto K., 2002, *ApJ*, 565, 385
- Van den Hoek, L.B. & Groenewegen, M.A.T., 1997, *A&AS*, 123, 305
- van Dokkum P.G., Franx M., Kelson D.D., Illingworth G.D., 2001, *ApJ*, 553, L39
- van Dokkum P.G., Ellis R.S., 2003, *ApJL*, 592, 53
- Veilleux S., 2003, in "Recycling Intergalactic and Interstellar Matter", eds. P. Duc, J. B. Raine, and E. B. Brinks, *IAUS217*, 276, astro-ph/0309119
- Veilleux S., Cecil G., Bland-Hawthorn J., 2005, *ARA&A*, in press, astro-ph/0504435
- Yoshida N., Bromm V., Hernquist L., 2004, *ApJ*, 605, 579
- Yumeda T., et al., 2005, *ApJ*, 634, 861
- Woolsey S.E., Weaver T.A., 1995, *ApJS*, 101, 181
- Zaritsky, D., Hill J.M., Elston Richard, 1990, *AJ*, 99, 1108