

SDSS J212531.92–010745.9 - the first definite PG1159 close binary system

T. Nagel¹, S. Schuh², D.-J. Kusterer¹, T. Stahn², S.D. Hügelmeier², S. Dreizler², B.T. Gänsicke³, and M.R. Schreiber⁴

¹ Institut für Astronomie und Astrophysik, Eberhard-Karls-Universität Tübingen, Sand 1, 72076 Tübingen, Germany

² Institut für Astrophysik, Georg-August-Universität Göttingen, Friedrich-Hund-Platz 1, 37077 Göttingen, Germany

³ Department of Physics, University of Warwick, Coventry, CV4 7AL, Great Britain

⁴ Departamento de Física y Meteorología, Facultad de Ciencias, Universidad de Valparaíso, Valparaíso, Chile

Received xx.xx.xx / Accepted xx.xx.xx

ABSTRACT

Aims. The archival spectrum of SDSS J212531.92–010745.9 shows not only the typical signature of a PG 1159 star, but also indicates the presence of a companion. Our aim was the proof of the binary nature of this object and the determination of its orbital period.

Methods. We performed time-series photometry of SDSS J212531.92–010745.9. We observed the object during 10 nights, spread over one month, with the Tübingen 80 cm and the Göttingen 50 cm telescopes. We fitted the observed light curve with a sine and simulated the light curve of this system with the *nightfall* program. Furthermore, we compared the spectrum of SDSS J212531.92–010745.9 with NLTE models, the results of which also constrain the light curve solution.

Results. An orbital period of 6.95616(33) h with an amplitude of 0.354(3) mag is derived from our observations. A pulsation period could not be detected. For the PG 1159 star we found, as preliminary results from comparison with our NLTE models, $T_{\text{eff}} \sim 90\,000$ K, $\log g \sim 7.60$, and the abundance ratio C/He ~ 0.05 by number fraction. For the companion we obtained with a mean radius of $0.4 \pm 0.1 R_{\odot}$, a mass of $0.4 \pm 0.1 M_{\odot}$, and a temperature of 8 200 K on the irradiated side, good agreement between the observed light curve and the *nightfall* simulation, but we do not regard those values as final.

Key words. stars: AGB and post-AGB – white dwarfs – binaries: close

1. Introduction

PG 1159 stars are hot hydrogen-deficient (pre-)white dwarfs with effective temperatures between 75 000 and 200 000 K, and $\log g = 5.5$ –8.0 (Werner 2001). They are in the transition between the asymptotic giant branch (AGB) and cooling white dwarfs. Spectra of PG 1159 stars are dominated by absorption lines of He II, C IV and O VI.

Current theory suggests (e.g. Werner 2001) that they are the outcome of a late helium-shell flash, a phenomenon that drives the currently observed fast evolutionary rates of three well-known objects (FG Sge, Sakurai's object, V605 Aql). Flash-induced envelope mixing produces a H-deficient stellar surface. The photospheric composition then essentially reflects that of the region between the H- and He-burning shells in the precursor AGB star. The He-shell flash forces the star back onto the AGB. The subsequent, second post-AGB evolution explains the existence of Wolf-Rayet central stars of planetary nebulae and their successors, the PG 1159 stars.

Currently, 37 PG 1159 stars are known. Figure 1 shows their position in a $\log T_{\text{eff}}$ - $\log g$ -diagram. Two of them have been found to be binary stars. These are NGC 246 (e.g. Bond & Ciardullo 1999), which is a resolved visual binary, and PG 2131+066 (Wesemael et al. 1985). Concerning the latter, it is still unclear whether it is a close binary (Paunzen et al. 1998) or a resolved visual binary with an M2V star as companion (Reed et al. 2000).

2. The spectrum of SDSS J212531.92–010745.9

The spectrum of SDSS J212531.92–010745.9 ($u=17.15$, $g=17.54$, $r=17.75$, $i=17.79$, $z=17.83$), taken on Sept. 6th 2002, is from the Sloan Digital Sky Survey (SDSS) archive Data Release (DR) 4. The spectrum shows significant features that are typical for PG 1159 stars, for example the strong C IV absorption lines at 4650 – 4700 Å and He II at 4686 Å (Fig. 2). Furthermore, the spectrum shows features which indicate the presence of a companion. The Balmer series of hydrogen is seen in emission, H_{α} - H_{δ} can clearly be identified. This is prob-

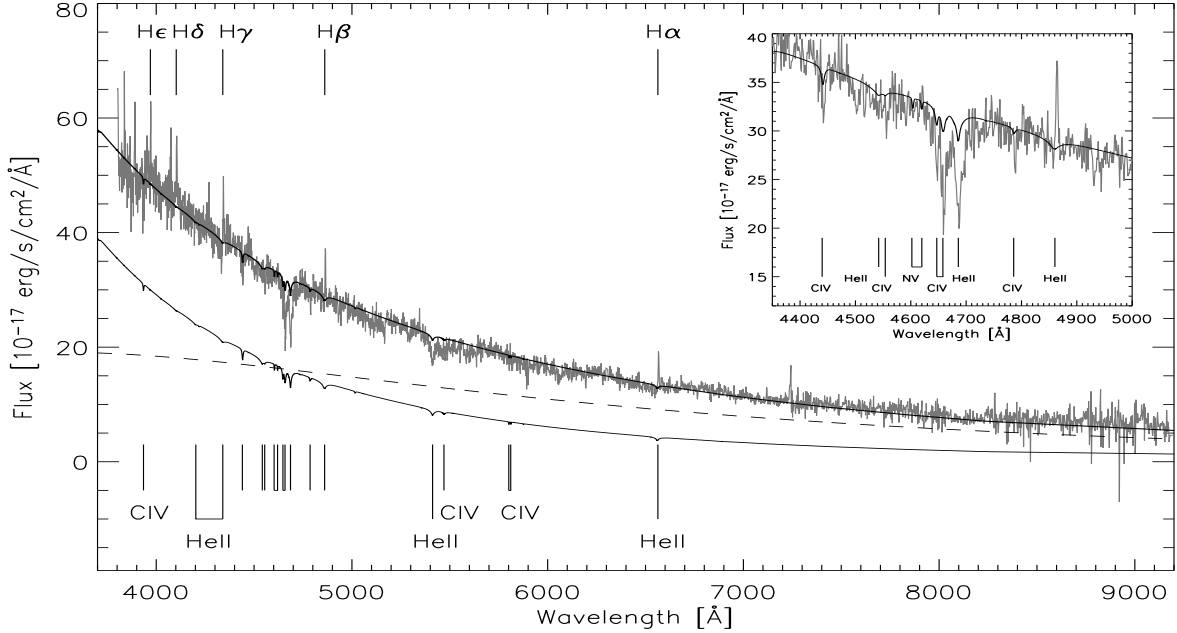


Fig. 2. Spectrum of SDSS J212531.92–010745.9 (gray line, exposure time 3703 s), a PG 1159 NLTE model spectrum with $T_{\text{eff}} = 90\,000\text{ K}$, $\log g = 7.60$, and $\text{C/He} = 0.05$, $\text{N/He} = 0.01$ (thin black line), a blackbody spectrum with $T = 8\,200\text{ K}$ (dashed line), representing the contribution from the irradiated companion, and the total model spectrum (thick black line). The Balmer series in emission (top), belonging to the companion, and some helium and carbon lines (bottom), belonging to the PG 1159 star, are marked.

ably due to a cool companion which is heated up by irradiation from the hydrogen-deficient PG 1159 star.

Figure 2 shows the observed spectrum ($t_{\text{exp}} = 3703\text{ s}$) of SDSS J212531.92–010745.9. Overlaid are a PG 1159 NLTE model spectrum with $T_{\text{eff}} = 90\,000\text{ K}$, $\log g = 7.60$, $\text{C/He} = 0.05$, and $\text{N/He} = 0.01$, a blackbody model spectrum with $T = 8\,200\text{ K}$ for the irradiated companion, and the sum of the two model spectra. The parameters of both stellar components are estimates obtained from a qualitative comparison of our NLTE models to the single SDSS spectrum. Detailed parameters for both stars need to be derived from a full two-component analysis of orbital phase resolved spectroscopy. The effective temperature in particular may be lower or higher by $20\,000\text{ K}$. The surface temperature of the companion’s irradiated side was also constrained with *nightfall* simulations, see below.

The overall shape of the observed spectrum is well fitted with the combination of a PG 1159 star and a cool, irradiated companion, but especially the C IV spectral lines of the PG 1159 model atmosphere are not strong enough. There is another PG 1159 star showing this phenomenon (Hügelmeier et al., in prep.), and also none of the deep absorption lines which some DO white dwarfs show can be fitted (e.g. Werner et al. 1995).

The spectral signatures of an A star, as one would expect for the companion with $8\,200\text{ K}$ surface temperature at the irradiated side, cannot be seen in the observation. This may be because the irradiation from the PG 1159 leads to a temperature inversion in the upper layers of the companion’s atmosphere up

Table 1. Observation log. All observations are performed with clear filter.

Date	$t_{\text{exp}}[\text{s}]$	$t_{\text{cycle}}[\text{s}]$	Duration[s]	Telescope
2005/09/21	90	98	18900	80 cm
2005/09/22	90	98	18899	80 cm
2005/09/23	90	98	21758	80 cm
2005/09/23	180	194	14873	50 cm
2005/10/06	240	248	10202	50 cm
2005/10/07	240	246	14897	50 cm
2005/10/08	240	248	9298	50 cm
2005/10/10	90	98	19852	80 cm
2005/10/11	240	248	17872	50 cm
2005/10/18	90	98	16532	80 cm
2005/10/26	90	98	20095	80 cm

to $\tau_{\text{Ross}} = 1$, which causes the observed emission line spectrum (Barman et al. 2004).

3. Photometry of SDSS J212531.92–010745.9

Photometric observations of SDSS J212531.92–010745.9 were performed during 10 nights (Tab. 1) using the Tübingen 80 cm f/8 telescope with an SBIG ST-7E CCD camera and the Göttingen 50 cm f/10 telescope with an SBIG STL-6303E CCD camera. To achieve good time resolution we chose clear filter exposures with a binning of 2×2 pixels to reduce read-out time. The exposure time was $t_{\text{exp}} = 90\text{ s}$ for the observations with the 80 cm telescope. In the case of the 50 cm telescope,

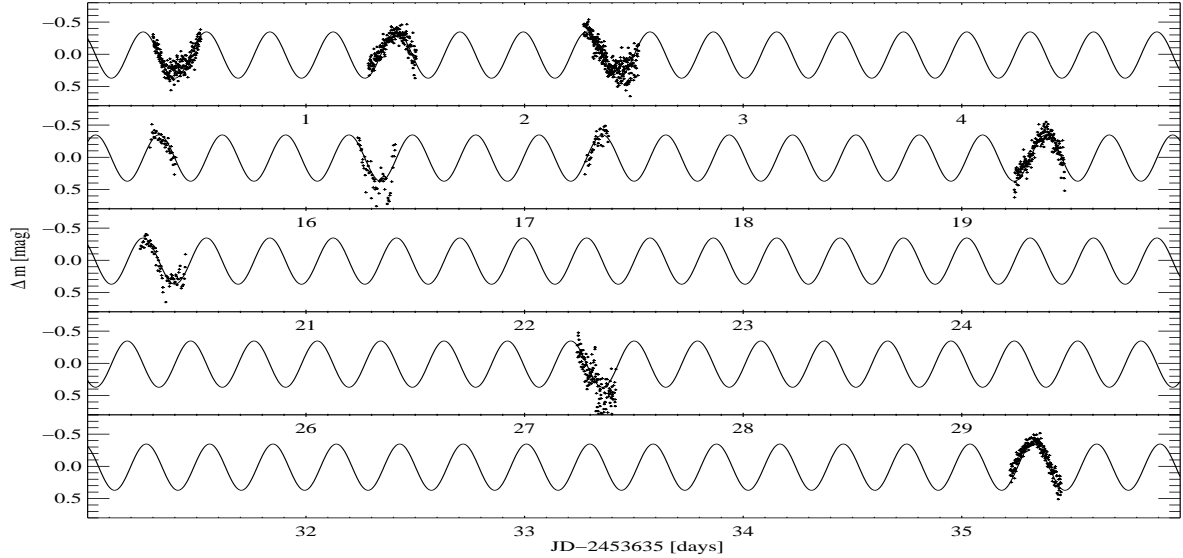


Fig. 3. Light curve of all nights, overplotted the best sine fit with a period of 6.95616h.

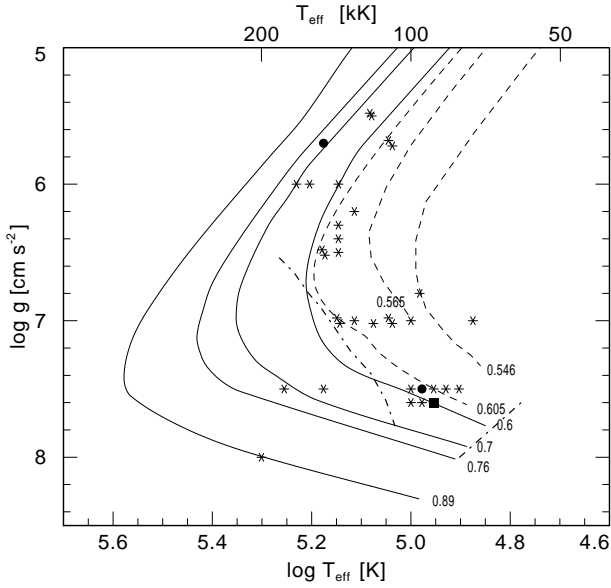


Fig. 1. Positions of the known PG 1159 stars in the $\log T_{\text{eff}}$ - $\log g$ -diagram. The two known binary systems are shown as black dots, the new one is shown as square. Post-AGB evolutionary tracks are taken from Schönberner (1983, dashed lines, $0.546 M_{\odot}$ and $0.565 M_{\odot}$), Blöcker (1995, dashed line, $0.605 M_{\odot}$), and Wood & Faulkner (1986, solid lines) (labels: mass in M_{\odot}). The dashed-dotted lines represent the theoretical red (Quirion et al. 2004) and blue edge (Gautschy priv.comm.) of the GW Vir instability strip.

the exposure time was $t_{\text{exp}}=180$ s and $t_{\text{exp}}=240$ s. The observing conditions were good during the nights, considering that the telescopes are located in the cities of Tübingen and Göttingen.

All images were bias and dark current corrected, then aperture photometry was performed using our IDL software TRIPP (Time Resolved Imaging Photometry Package, Schuh et al.

2003). The relative flux of the object was calculated with respect to the same two comparison stars (SDSS J212530.60-010921.0 and SDSS J212528.83-010828.5) for all nights, which were tested for stability. The resulting light curve is displayed in Fig. 3.

To analyse the combined light curve of all nights, we used CAFE (Common Astronomical Fit Environment, Göhler, priv. comm.), a collection of routines written in IDL. The brightness variation is probably caused by a reflection effect. The companion is, due to the small separation, heated up on one side by irradiation from the PG 1159 star, and the orbital motion then leads to a variable light curve. We fitted the combined light curve of all nights with a sine, achieving best results for a period of 6.95616(33)h (Fig. 3). The observed variability has a mean amplitude of 0.354(3) mag.

To check if the observed light curve can be explained by a PG 1159 star and an irradiated companion and for an impression of what the system geometry might look like we simulated the light curve of the binary system for an orbital period of 6.95616h with the program *nightfall*. Figure 4 shows the simulated and observed light curves of all nights, folded onto the orbital period. For the PG 1159 star we assumed $T_{\text{eff}} = 90\,000$ K, a mass of $0.6 M_{\odot}$ and a radius of $0.1 R_{\odot}$. For the companion we varied the mass from $0.1 M_{\odot}$ to $0.7 M_{\odot}$. We found that the observed light curve can be reproduced best with an M dwarf with an effective temperature of $3\,500 \pm 150$ K, a mean radius of $0.4 \pm 0.1 R_{\odot}$ and a mass of about $0.4 \pm 0.1 M_{\odot}$. For the inclination of this system we obtained $70 \pm 5^{\circ}$. Due to the irradiation by the PG 1159 star the surface of the companion would be heated up to a surface temperature of $8\,200$ K, which, in combination with the PG 1159 star, reproduces the overall shape of the observed spectrum quite well, as can be seen in Fig. 2. The broad dip at the minimum of the light curve is well reproduced by this system configuration, too. In Table 2 we list all stellar and system parameters assumed and derived.

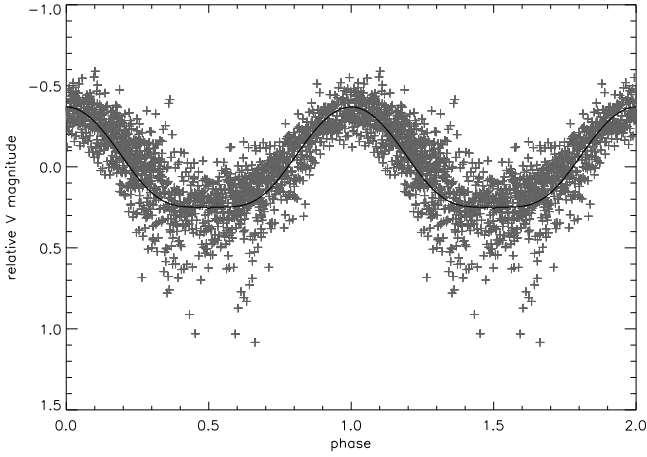


Fig. 4. Simulated light curve of a binary system, consisting of a PG 1159 star ($T_{\text{eff}} = 90\,000\text{ K}$) and an M dwarf ($T_{\text{eff}} = 3\,500\text{ K}$, heated up to $8\,200\text{ K}$), calculated with *nightfall* (black line) and the observed light curve of all nights, folded onto the orbital period. The shape of the light curve is well resampled, especially the broad dips.

We found that ellipsoidal variation due to geometrical deformation of the stars cannot generate the observed light curve. In the above configuration, calculated by *nightfall* according to the geometry in Djurasevic 1992, the equatorial radius of the M dwarf is only 4.5 % larger than its polar radius, and the PG 1159 star is not affected by deformation above the numerical limit of *nightfall*.

Because the object is positioned in the GW Vir instability strip (Fig. 1), we also looked for pulsation periods below two hours in the light curve of SDSS J212531.92–010745.9. Therefore, we calculated a Lomb-Scargle periodogram (Scargle 1982) for the night with the best S/N (2005/10/26). But observational noise precludes detection of any periodicity with amplitudes below about 50 mmag. The amplitudes of pulsating PG 1159 stars normally are of the order of a few percent of a magnitude, and SDSS J212531.92–010745.9 is fainter than HE1429–1209, for which we recently discovered pulsation with the Tübingen 80 cm telescope (Nagel & Werner 2004). Our 80 cm telescope might therefore just be too small to detect pulsation below 50 mmag in this case.

4. Conclusions

1. The spectrum of SDSS J212531.92–010745.9 from DR4 of the Sloan Digital Sky Survey shows the signature of a PG 1159 star plus emission from a cool irradiated companion.
2. We performed time-series photometry during 10 nights with the Tübingen 80 cm and the Göttingen 50 cm telescopes and detected a period of $6.95616(33)\text{ h}$ with an amplitude of $0.354(3)\text{ mag}$. This represents the orbital period of the binary system. Thus, SDSS J212531.92–010745.9 is the first close PG 1159 binary without any doubts.

Table 2. Stellar and system parameters of SDSS J212531.92–010745.9, assumed (normal font) or derived from comparison with NLTE model spectra (boldface), photometric analysis (*) and nightfall simulation (italic).

Parameter	PG 1159	Companion	System
T_{eff} [K]	$\sim 90\,000$	$3\,500 \pm 150$	
$T_{\text{eff,irr}}$ [K]		$8\,200$	
$\log g$ [cm/s^2]	~ 7.6		
m [M_{\odot}]	0.6	0.4 ± 0.1	1.0 ± 0.1
r [R_{\odot}]	0.1	0.4 ± 0.1	
P_{orb} [h]			$6.95616(33)$ *
Δm [mag]			$0.354(3)$ *
a [R_{\odot}]			1.85
i [$^{\circ}$]			70 ± 5

3. From a first comparison with NLTE model spectra we derived, as preliminary results, an effective temperature of $90\,000\text{ K}$, $\log g \sim 7.60$ and the abundance ratio $\text{C/He} \sim 0.05$ for the PG 1159 component. A detailed, quantitative NLTE spectral analysis of the PG 1159 star and the irradiated companion has to be done next. We will report on the results in a subsequent paper.
4. We simulated the light curve of the binary system with an orbital period of 6.95616 h using *nightfall*. A good agreement with the observed light curve was obtained for a mean radius of $0.4 \pm 0.1 R_{\odot}$, a mass of $0.4 \pm 0.1 M_{\odot}$ and a temperature of the irradiated surface of about $8\,200\text{ K}$ for the companion.

To determine the system parameters more precisely, high-resolution phase-resolved spectroscopy of SDSS J212531.92–010745.9 is necessary. It should then be possible to derive both the companion's variable light contribution to the overall spectrum as well as dynamical masses for both components from radial velocity measurements of their distinct line systems.

Acknowledgements. We thank T.-O. Husser, R. Lutz and E. Nagel for supporting the observations. We acknowledge the use of CAFE 5.1, an astronomical fit environment, written by Eckart Göhler. We acknowledge the use of the *nightfall* program for the light curve synthesis of eclipsing binaries written by Rainer Wichmann (<http://www.lsw.uni-heidelberg.de/~rwichman/Nightfall.html>). BTG was supported by a PPARC Advanced Fellowship.

References

- Barman, T. S., Hauschildt, P. H., & Allard, F. 2004, *ApJ*, 614, 338
 Blöcker, T. 1995, *A&A*, 299, 755
 Bond, H. E., & Ciardullo, R. 1999, *PASP*, 111, 217
 Djurasevic, G. 1992, *Ap&SS*, 196, 241
 Nagel, T. & Werner, K. 2004, *A&A*, 426, L45
 Paunzen, E., König, M., & Dreizler, S. 1998, *A&A*, 331, 162
 Quirion, P. O., Fontaine G., & Brassard P. 2004, *ApJ*, 610, 436
 Reed, M. D., Kawaler, S. D., & O'Brien, M. S. 2000, *ApJ*, 545, 429
 Scargle, J.D. 1982, *ApJ*, 263, 835
 Schönberner, D. 1983, *ApJ*, 272, 708

- Schuh, S. L., Dreizler, S., Deetjen, J. L., & Göhler, E. 2003, *Baltic Astronomy*, 12, 167
- Werner, K., Dreizler, S., Heber, U., Rauch, T., Wisotzki, L., & Hagen, H.-J. 1995, *A&A*, 293, 75
- Werner, K. 2001, *Ap&SS*, 275, 27
- Wesemael, F., Green, R. F., & Liebert, J. 1985, *ApJS*, 58, 379
- Wood, P. R., & Faulkner, D. J. 1986, *ApJ*, 307, 659