

# Evolution of the First Stars: CNO Yields and the C-rich Extremely Metal Poor Stars

Georges Meynet, Sylvia Ekström, André Maeder

Geneva Observatory, CH-1290 Sauverny, Switzerland  
email: georges.meynet@obs.unige.ch  
email: sylvia.ekstrom@obs.unige.ch  
email: andre.maeder@obs.unige.ch

**Abstract.** Rotating massive stars at  $Z = 10^{-8}$  and  $10^{-5}$  lose a great part of their initial mass through stellar winds. The chemical composition of the rotationally enhanced winds of very low  $Z$  stars is very peculiar. The winds show large CNO enhancements by factors of  $10^3$  to  $10^7$ , together with large excesses of  $^{13}\text{C}$  and  $^{17}\text{O}$  and moderate amounts of Na and Al. The excesses of primary N are particularly striking. When these ejecta from the rotationally enhanced winds are diluted with the supernova ejecta from the corresponding CO cores, we find  $[\text{C}/\text{Fe}]$ ,  $[\text{N}/\text{Fe}]$ ,  $[\text{O}/\text{Fe}]$  abundance ratios very similar to those observed in the C-rich extremely metal poor stars (CEMP). We show that rotating AGB stars and rotating massive stars have about the same effects on the CNO enhancements. Abundances of s-process elements and the  $^{12}\text{C}/^{13}\text{C}$  ratio could help us to distinguish between contributions from AGB and massive stars. On the whole, we emphasize the dominant effects of rotation for the chemical yields of extremely metal poor stars.

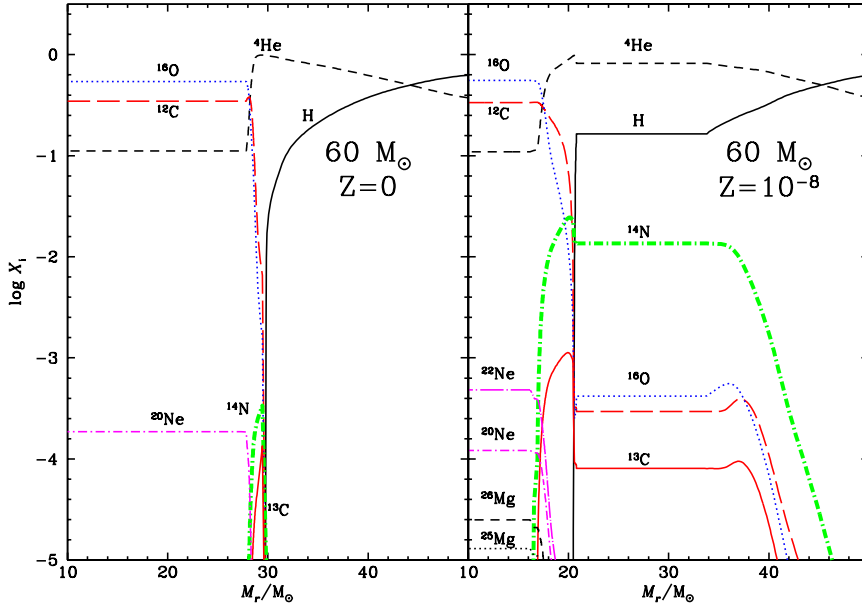
**Keywords.** stars: abundances, stars: rotation, stars: mass loss, stars: AGB and post-AGB

---

## 1. Some puzzling observational facts

Many intriguing and fascinating results were shown during this conference, which certainly require some revision of our classical understanding of the evolution of the first stellar generations in the Universe. Let us briefly recall a few of them here:

- The measured abundances of many elements at very low metallicity present a very small scatter (Cayrel et al. 2004). This might indicate that already at this low metallicity, stars are formed from a well mixed reservoir composed of ejecta from stars of different initial masses.
- At least down to a metallicity of  $[\text{Fe}/\text{H}]$  equal to -4, there is no sign of enrichments by pair instability supernovae (see the contribution by Heger in this volume).
- The N/O ratios observed at the surface of halo stars by Israelian et al. (2004) and Spite et al. (2005) indicate that important amounts of primary nitrogen should be produced by very metal-poor massive stars (Chiappini et al. 2005).
- Below  $[\text{O}/\text{H}] < -2$  the C/O ratio presents an upturn indicating either that very metal poor stars produce more carbon, or less oxygen or both (Akerman et al. 2004; Spite et al. 2005)
- If most stars, at a given  $[\text{Fe}/\text{H}]$ , present a great homogeneity in composition, a small group, comprising about 20 - 25% of the stars with  $[\text{Fe}/\text{H}]$  below -2.5, show very large enrichments in carbon with a great scatter, these are the C-rich Extremely Metal Poor stars (CEMP).
- The surface abundances of stars in globular clusters show an anti correlation between the abundances of sodium and oxygen, those of magnesium and aluminum (see



**Figure 1.** Variations of the abundances (in mass fraction) as a function of the Lagrangian mass within  $60 M_{\odot}$  stellar models with  $v_{\text{ini}} = 800 \text{ km s}^{-1}$  and  $Z = 0$  and  $10^{-8}$ , when the mass fraction of the helium at the center is near 0.1.

the contributions by Gratton and Charbonnel in this volume). Halo stars in the field do not show such anti correlations.

- The zero age main sequence in the very massive globular cluster  $\omega$  Cen can be decomposed in a blue and a red component. The blue component is paradoxically more metal rich by about a factor two with respect to the red one. The only way, presently, to understand such a behavior, is to suppose that the stars of the blue component are very helium-rich (see the contributions by Gratton and Maeder et al. in this volume).

Many more results could be added to the above list. Such a large amount of unexplained features points toward the need of exploring new lines of research. Some observational facts concern only a subsample of the stars (for instance the C-rich stars, or the stars in globular clusters). In those cases some special circumstances can be invoked in order to reproduce the observed features. Other observational facts as the C/O upturn or the primary nitrogen production point toward some general characteristics shared by a great part if not all the extremely metal poor stars.

## 2. What is special in the evolution of extremely metal poor stars ?

Classically much more massive stars can be formed at very low metallicity as a result of the absence of dust which acts as an efficient cooling agent (see e.g Abel et al. 2002). The absence of CNO elements modifies the way the H-ignition occurs in massive stars. The lower opacity of metal poor material implies more compact stars and very weak stellar winds. Other characteristics might be different in Pop III stars, for instance the binary frequency, the amplitudes and the effects of magnetic fields. Here we want to focus on the effects of rotation. As explained in the contribution by Maeder et al. in this volume, at low metallicity, the present models predict that stars have more chance to reach break-

up during the Main-Sequence phase, are more efficiently mixed and may undergo strong mass loss through stellar winds. Here we want to present some new results illustrating this behavior and draw some consequences for nucleosynthesis at very low metallicity.

The case of rotating Pop III models is briefly discussed elsewhere in the present volume (see the contribution by Ekström et al). In the present paper, we shall concentrate on stars with a very small initial amount of metals. It is interesting to point out that already a very small amount of metals makes a world of difference with respect to strictly Pop III stars. This is illustrated in Fig. 1, presenting the chemical structure for two rotating  $60M_{\odot}$  stars with  $v_{\text{ini}} = 800 \text{ km s}^{-1}$ . Three differences between the Pop III and the  $Z = 10^{-8}$  model can be seen: In the  $Z = 10^{-8}$  stellar model 1) the CO core is smaller; 2) the quantity of primary nitrogen is much greater; 3) an extended convective zone is associated to the H-burning shell (from about 20 to  $34 M_{\odot}$ ).

In the  $Z = 10^{-8}$  stellar model, the CNO content in the region of the star where the H-shell ignites is already sufficient for the H-burning to occur through the CNO cycle. This implies that from its birth the H-burning shell can compensate for a great part of the energy lost by the surface. Typically, the H-shell luminosity is about one half the total one. The star then adjusts its structure so that the He-burning core has only to compensate for the other half of the total luminosity. Instead in the Pop III model, the CNO content in the region where the H-burning shell occurs is so low that the shell only succeeds in compensating for a very small fraction of the total luminosity (typically a few percents), the rest having to be compensated by the He-burning core. This explains the much bigger helium core in the Pop III model and the very modest H-burning shell. As a consequence in the Pop III model, much less primary nitrogen is produced and the H-shell remains radiative for a much longer period.

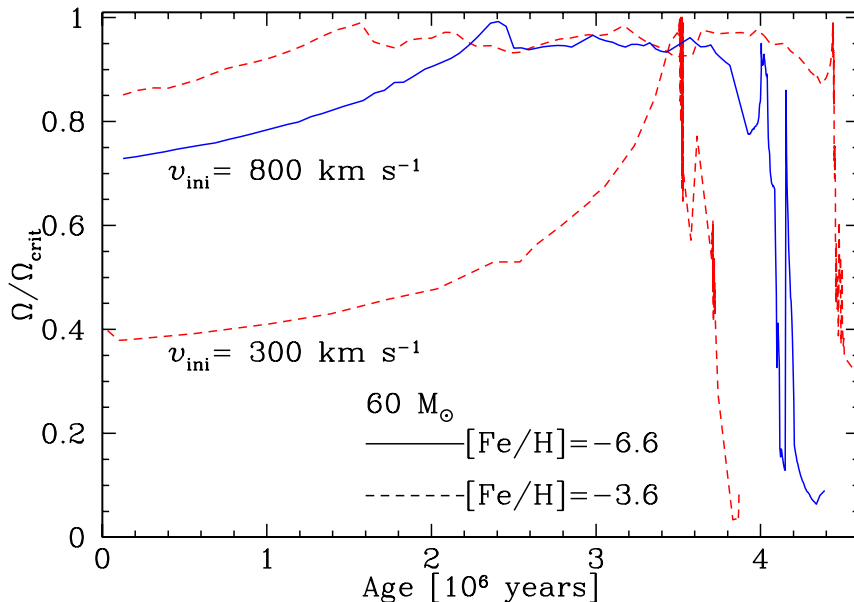
### 3. Near break-up limit evolution during the Main-Sequence phase

We do not know what was the initial rotation of the massive first stellar generations. On the other hand, we can observe the rotational velocity of solar metallicity massive stars, and suppose that the very metal poor stars had, at the beginning of their evolution, about the same angular momentum as their solar metallicity counterparts. For Pop III stars this implies an initial velocity of about  $800 \text{ km s}^{-1}$ . The same initial velocity of  $800 \text{ km s}^{-1}$  was considered for the very small metallicities  $Z = 10^{-8}$  and  $10^{-5}$  considered in the present paper.

The evolution we shall describe is more dependent on the choice of the initial velocity than on the precise choice of the initial metallicity. Both rotating models at  $Z = 10^{-8}$  and  $10^{-5}$  present the same qualitative behaviour, namely they both produce large amounts of primary nitrogen and lose a great part of their initial mass through stellar winds.

Fig. 2 shows the evolution of the ratio  $\Omega/\Omega_{\text{crit}}$  at the surface during the MS phase. At both  $Z = 10^{-8}$  and  $10^{-5}$ , the fast models reach the break-up limit, the “metal-rich” model at an earlier stage than the “metal-poor” one. This comes from the fact that when the metallicity increases, a given value of the initial velocity corresponds to a higher initial value of the  $v_{\text{ini}}/v_{\text{crit}}$  ratio. The stars then remain at break-up for the rest of their MS lifetimes and undergo an enhancement of their mass loss rates. As a consequence, the  $Z = 10^{-8}$  model ends its MS life with  $57.6 M_{\odot}$ , having lost 4% of its initial mass, while the  $Z = 10^{-5}$  model ends its MS life with  $53.8 M_{\odot}$ , having lost 10% of its initial mass.

Despite the stars stay in the vicinity of the break-up limit during an important part of their MS lifetime, they do not lose very important amounts of mass. This is due to



**Figure 2.** Evolution of  $\Omega/\Omega_{\text{crit}}$  at the surface of  $60 M_{\odot}$  models at  $Z = 10^{-8}$  (continuous line) and  $Z = 10^{-5}$  (upper dashed line) with  $v_{\text{ini}} = 800 \text{ km s}^{-1}$ . The case of the  $60 M_{\odot}$  model at  $Z = 10^{-5}$  with  $v_{\text{ini}} = 300 \text{ km s}^{-1}$  from Meynet & Maeder (2002) is also shown (lower dashed line).

the fact that only the outermost layers of the stars are above the break-up limit and are ejected. These layers have low density and thus contain little mass.

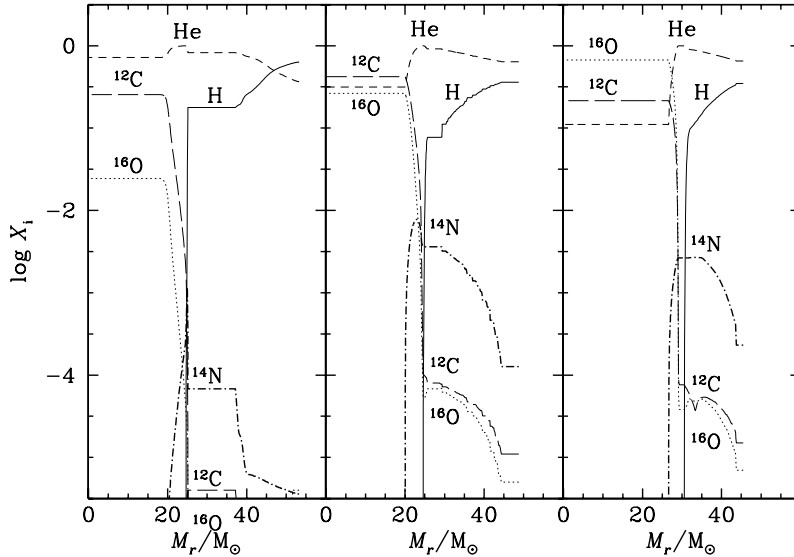
The  $60 M_{\odot}$  model at  $Z = 10^{-5}$  with  $v_{\text{ini}} = 300 \text{ km s}^{-1}$  computed by Meynet & Maeder (2002) reaches the break-up velocity much later, only at the end of the MS phase. At  $Z = 10^{-5}$ , the velocity  $300 \text{ km s}^{-1}$  appears thus as the lower limit for the initial rotation, allowing a  $60 M_{\odot}$  star to reach the break-up limit during its MS phase. This  $60 M_{\odot}$  star ends its MS life with  $59.7 M_{\odot}$ , having lost only 0.5% of its initial mass.

During the MS phase, the surface of the rotating stars is enriched in nitrogen and **depleted in carbon** as a result of rotational mixing. The N/C ratios are enhanced by more than two orders of magnitude at the end of the H-burning phase. The total amount of CNO elements remains however constant.

#### 4. The post Main-Sequence evolution

During the core He-burning phase, primary nitrogen is synthesized in the H-burning shell, due to the rotational diffusion of carbon and oxygen produced in the helium core into the H-burning shell (Meynet & Maeder 2002). This is well illustrated in Fig. 3 for the  $Z = 10^{-5}$  rotating model.

In contrast to what happens during the MS phase, rotational mixing, during the core He-burning phase, induces strong changes of the surface metallicity. These changes only occur at the end of the core He-burning phase, when an outer convective zone appears and rapidly deepens in mass, dredging up newly synthesized elements to the surface. From this stage onwards the surface metallicity increases in a spectacular way. Typically our  $60 M_{\odot}$  model at  $Z = 10^{-8}$  ends its life with a surface metallicity one million times higher than its initial metallicity, *i.e.* with  $Z = 0.010$ , a metallicity greater than the



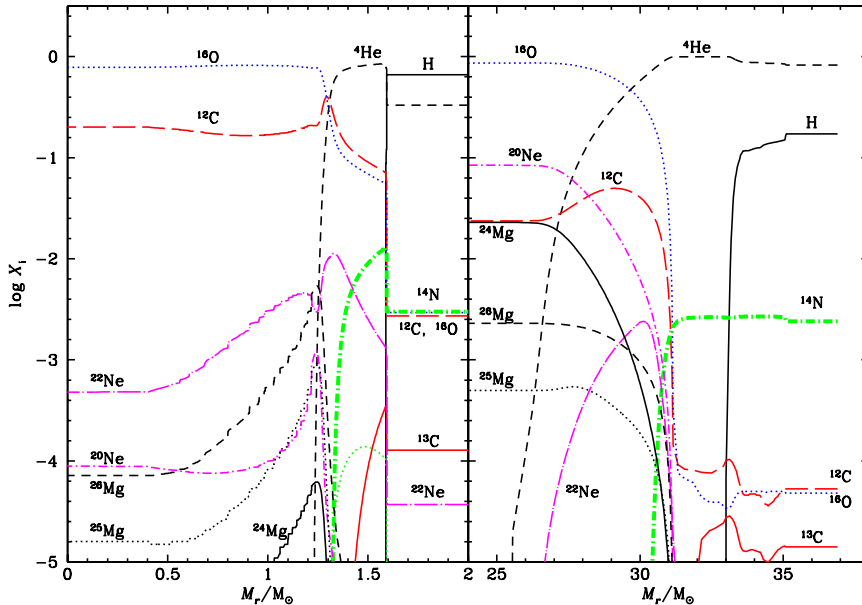
**Figure 3.** Chemical composition of a  $60 M_{\odot}$  stellar model at  $Z = 10^{-5}$  with  $v_{\text{ini}} = 800 \text{ km s}^{-1}$  when it evolves from the blue to the red part of the HR diagram. The model shown in the left panel has  $\log L/L_{\odot} = 6.129$  and  $\log T_{\text{eff}} = 4.243$ ; in the middle panel, it has  $\log L/L_{\odot} = 6.130$  and  $\log T_{\text{eff}} = 4.047$ ; in the right panel, it has  $\log L/L_{\odot} = 6.145$  and  $\log T_{\text{eff}} = 3.853$ .

metallicity of the Large Magellanic Cloud ! This increase of the surface metallicity is entirely due to the arrival in great quantities at the surface of primary CNO elements, carbon and oxygen being produced in the He-core and the nitrogen in the H-shell.

The consequence of such important surface enrichments on the mass loss rates remains to be studied in details using models of stellar winds with the appropriate physical characteristics (position in the HR diagram and chemical composition). In absence of such sophisticated models, we applied here the usual rule, namely  $\dot{M}(Z) = (Z/Z_{\odot})^{1/2} \dot{M}(Z_{\odot})$ , where  $Z$  is the metallicity of the outer layers. With this prescription, the stars lose a great part of its initial mass. Our  $60 M_{\odot}$  at  $Z = 10^{-8}$  ends its life with only  $24 M_{\odot}$ , the corresponding model at  $Z = 10^{-5}$  reaches a final mass of  $37 M_{\odot}$ .

We have also computed a  $7 M_{\odot}$  stellar model at  $Z = 10^{-5}$  with  $v_{\text{ini}} = 800 \text{ km s}^{-1}$ . This model, in contrast with its more massive counterpart, never reaches the break-up limit during the MS phase. The  $7 M_{\odot}$  is more compact than the  $60 M_{\odot}$  model, this makes the Gratton-Öpik term in the expression for the velocity of the meridional circulation smaller (see the contribution by Maeder et al. in this volume). The angular momentum is thus less efficiently transported outwards than in the more massive model, making the reaching of the break-up limit more difficult. Interestingly, the model present a higher degree of mixing than the  $60 M_{\odot}$  stellar model, because, due to the relative inefficiency of the angular momentum transport, the gradients of  $\Omega$  remain steeper, making the shear diffusion stronger. This is in contrast to what happens at higher metallicity. Indeed it was shown (see Maeder & Meynet 2001) that at a given metallicity and for a given initial velocity, the mixing was more efficient in the more massive stars. This is correct as long as the gradients of  $\Omega$  do not depend too much on the initial mass. Here at very low  $Z$ , the gradients are very sensitive to the initial mass, being steeper in smaller initial mass stars.

The  $7 M_{\odot}$  remains in the blue part of the HR diagram during the whole He-burning

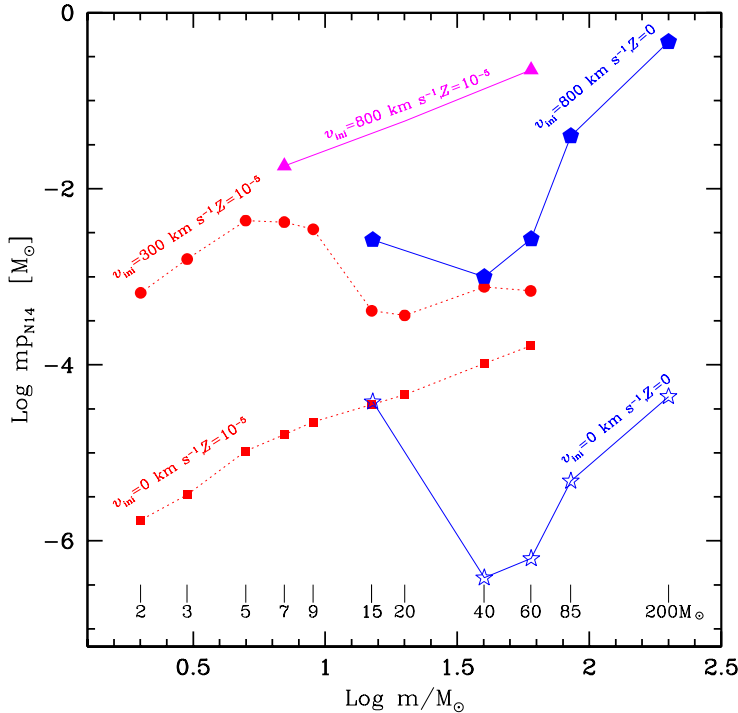


**Figure 4.** Variations of the abundances (in mass fraction) as a function of the Lagrangian mass within a  $7 M_{\odot}$  stellar model in the early AGB phase, and at the end of the core C-burning phase in a  $60 M_{\odot}$  stellar model. Both models were computed with  $v_{\text{ini}} = 800 \text{ km s}^{-1}$ . The metallicity is  $Z = 10^{-5}$ .

phase, preventing an outer convective zone to appear and to dredge-up the primary CNO elements. Only at the end of the core He-burning phase, the star evolves to the red and approach the base of the Asymptotic Giant Branch. At this point, an outer convective zone appears and produces an enormous enhancement of the surface metallicity. This can be seen in Fig. 4, which compares the chemical structure of the  $7 M_{\odot}$  at the early AGB phase, with that of the  $60 M_{\odot}$  model at the end of the core C-burning phase. We see that in the outer layer of the  $7 M_{\odot}$  the abundances of CNO elements are at about the same level, while in the  $60 M_{\odot}$ , the abundance of nitrogen is about at the same level as in the  $7 M_{\odot}$  model, while those of carbon and oxygen are many orders of magnitude below.

## 5. Consequences for the CNO yields

Let us first discuss the CNO yields of Pop III stellar models (see Ekström et al. in this volume). The yields of carbon and oxygen appear to be little affected by rotation, while those of nitrogen are enhanced by 3 to 4 orders of magnitude in rotating models. The yields for nitrogen are compared with those obtained in other models in Fig. 5. We see that the Pop III yields from rotating model with  $v_{\text{ini}} = 800 \text{ km s}^{-1}$  are in general higher than those for  $Z = 10^{-5}$  with  $v_{\text{ini}} = 300 \text{ km s}^{-1}$  computed by Meynet & Maeder (2002). However, according to Chiappini et al. (2005), the yields from massive stars, required to fit the N/O ratios in the unmixed sample of halo stars observed by Israelian et al. (2004) and Spite et al. (2005), should be enhanced by a factor 50 (1.7 dex), *i.e.* should be much higher than predicted by the present Pop III stars for stars in the mass range between 15 and  $85 M_{\odot}$ . Unless, only very massive stars are formed, it appears thus



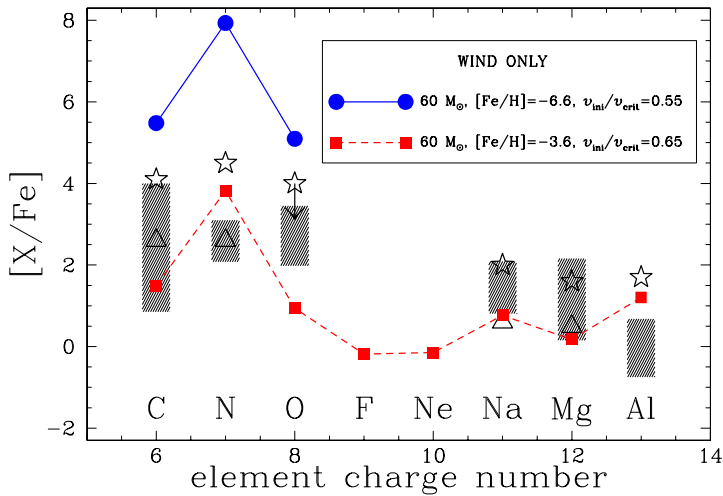
**Figure 5.** Stellar yields in N from different initial mass stars at  $Z = 0$ ,  $10^{-8}$  and  $10^{-5}$  with and without rotation. The contribution of the stellar winds have been accounted for when present.

difficult to explain the high N/O ratios observed in halo stars. Moreover it is likely that the production of primary nitrogen by massive stars extends over a range of metallicities and is not restricted to Pop III stars. As shown above, a tiny amount of metal can boost in a very important way the amount of primary nitrogen produced. In that case, starting with a velocity of  $v_{\text{ini}} = 800 \text{ km s}^{-1}$  would allow to reach levels well above those required by Chiappini et al. (2005) to fit the observed N/O in halo stars. Thus rotating massive star models have no difficulty in making the great amounts of primary nitrogen which seem to be required by the observations. More work is still needed in order to explore the range of initial conditions which would give the best agreement.

## 6. New scenarios for the origin of the C-rich stars

Spectroscopic surveys of very metal poor stars (Beers et al. 1992; Beers 1999; Christlieb 2003) have shown that Carbon-rich Extremely Metal Poor stars (CEMP stars) account for up to about 25% of stars with metallicities lower than  $[\text{Fe}/\text{H}] \sim -2.5$ . A star is said to be C-rich if  $[\text{C}/\text{Fe}] > 1$ . The two most iron-deficient stars observed so far, HE 0107-5240, a giant halo star, and HE 1327-2326, a dwarf or subgiant halo star, are C-rich stars. This might indicate that the frequency of C-rich stars increases when the metallicity decreases. Observations of C-rich non-evolved stars (*i.e.* dwarf or subgiant) indicate also that the pattern of abundances was already present in the cloud from which the star formed and is therefore not due to a mechanism occurring in the star itself.

Many scenarios have already been proposed to explain the very peculiar abundances at the surface of these stars (supernova with mixing and strong fall back, Umeda &



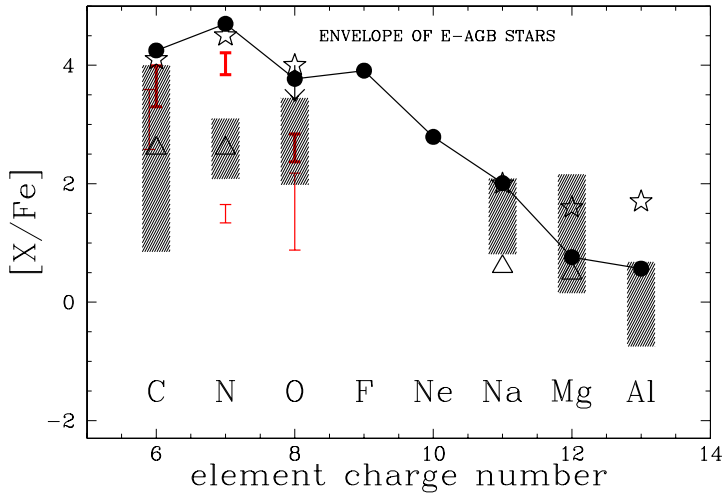
**Figure 6.** Chemical composition of the wind of rotating  $60 M_{\odot}$  models (solid circles and squares). The hatched areas correspond to the range of values measured at the surface of giant CEMP stars: HE 0107-5240,  $[\text{Fe}/\text{H}] \simeq -5.3$  (Christlieb & al. 2004); CS 22949-037,  $[\text{Fe}/\text{H}] \simeq -4.0$  (Norris & al. 2001; Depagne & al. 2002); CS 29498-043,  $[\text{Fe}/\text{H}] \simeq -3.5$  (Aoki & al. 2004). The empty triangles (Plez & Cohen 2005,  $[\text{Fe}/\text{H}] \simeq -4.0$ ) and stars (Frebel et al. 2005,  $[\text{Fe}/\text{H}] \simeq -5.4$ , only an upper limit is given for  $[\text{O}/\text{Fe}]$ ) corresponding to non-evolved CEMP stars (see text).

Nomoto 2003; mixing of the ejecta of two supernovae, Limongi et al. 2003; mass transfer from an AGB star, Suda et al. 2004). Here we propose new scenarios based on rotating models.

Let us first see if the CEMP stars could be formed from material made up of massive star wind (or at least heavily enriched by winds of massive stars). At first sight such a model might appear quite unrealistic, since the period of strong stellar winds is rapidly followed by the supernova ejection, which would add to the wind ejecta the ejecta of the supernova itself. However, for massive stars, it might occur that at the end of their nuclear lifetime, a black hole, swallowing the whole final mass, is produced. In that case, the massive star would contribute to the local chemical enrichment of the interstellar medium only through its winds. Let us suppose that such a situation has occurred and that the small halo star that we observe today formed from the shock induced by the stellar winds with the interstellar material. What would be its chemical composition? Its iron content would be the same as that of the massive star since the iron abundance in the interstellar medium had no time to change much in the brief massive star lifetime. Also, the massive star wind ejecta are neither depleted nor enriched in iron. The abundances of the other elements in the stellar winds for our two rotating  $60 M_{\odot}$  at  $Z = 10^{-8}$  and  $10^{-5}$  are shown in Fig. 6.

For the two metallicities considered here, the wind material of rotating models is characterized by N/C and N/O ratios between  $\sim 1$  and 40, and  $^{12}\text{C}/^{13}\text{C}$  ratios around 4-5. These values are compatible with the ratios observed at the surface of CS 22949-037 (Depagne et al. 2002): N/C  $\sim 3$  and  $^{12}\text{C}/^{13}\text{C} \sim 4$ . The observed value for N/O ( $\sim 0.2$ ) is smaller than the range of theoretical values, but greater than the solar ratio ( $\sim 0.03$ ). Thus the observed N/O ratio also bears the mark of some CNO processing, although slightly less developed than in our stellar wind models. On the whole, a stellar wind origin for the material composing this star does not appear out of order in view of the





**Figure 7.** Chemical composition of envelopes of E-AGB stars compared to abundances observed at the surface of CEMP stars (hatched areas, same observations as in Fig. 6). The continuous line shows the case of a  $7 M_{\odot}$  at  $Z = 10^{-5}$  ( $[Fe/H] = -3.6$ ) with  $v_{ini} = 800 \text{ km s}^{-1}$ . The vertical lines (shown as “error bars”) indicate the ranges of values for CNO elements for the stellar models from Meynet & Maeder (2002) (models with initial masses between 2 and  $7 M_{\odot}$  at  $Z = 10^{-5}$ ). The thick and thin lines correspond to rotating ( $v_{ini} = 300 \text{ km s}^{-1}$ ) and non-rotating models.

above comparisons, especially if one considers the fact that, in the present comparison, there is no fine tuning of some parameters in order to obtain the best agreement possible. The theoretical results are directly compared to the observations. Moreover only a small subset of possible initial conditions has been explored.

Other CEMP stars present however lower values for the N/C and N/O ratios and higher values for the  $^{12}\text{C}/^{13}\text{C}$  ratio. For these cases it appears that the winds of our rotating  $60 M_{\odot}$  models appear to be too strongly CNO processed (too high N/C and N/O ratios and too low  $^{12}\text{C}/^{13}\text{C}$  ratios). Better agreement would be obtained if the observed abundances also result from material from the CO-core, ejected either by strong late stellar winds or in supernova explosion.

To explore this possibility we have study the case where wind ejecta are mixed with supernova ejecta and interstellar material. At least two free parameters have to be introduced: 1) the dilution factor between the ejecta and the interstellar medium; 2) the mass of iron in the supernova ejecta. It is possible to adopt values of these two parameters so that the observed values of  $[Fe/H]$ ,  $[O/Fe]$  and  $[C/Fe]$  can be reproduced by both our non-rotating and rotating  $60 M_{\odot}$  model. However, the observed  $[N/Fe]$  ratios can only be obtained using the rotating model. The wind and supernova ejecta model lowers the N/C and N/O ratios improving the agreement with respect to the pure wind model, however at the cost of two free parameters !

Another model has been suggested by Suda et al. (2004): the small halo star, observed today, was the secondary in a binary system whose primary went through the AGB stage. At this stage, part of the AGB envelope has been accreted by the secondary greatly modifying its original surface abundances. As was the case for the massive star wind model seen above, the iron must come from a previous star generation, since no iron is produced by the AGB star.

Using our models computed in Meynet & Maeder (2002) for initial masses between 2 and  $7 M_{\odot}$  at  $Z = 10^{-5}$  and with  $v_{ini} = 0$  and  $300 \text{ km s}^{-1}$ , we can estimate the

chemical composition of the envelope of intermediate mass stars at the beginning of the thermal pulse Asymptotic Giant Branch phase. The envelope is all the matter above the CO-core. The range of values for the CNO elements given by these models are shown in Fig. 7 (vertical thin lines: no-rotation; vertical thick lines, with rotation). We have also computed a new  $7 M_{\odot}$  with  $v_{\text{ini}} = 800 \text{ km s}^{-1}$  at  $Z = 10^{-5}$  (continuous line with solid circles).

We see that the envelopes of AGB stellar models with rotation show a chemical composition very similar to that observed at the surface of CEMP stars. In particular, only rotating models are able to simultaneously explain the large abundances of C, N and O. It is however difficult to conclude that rotating intermediate mass star models are better than rotating massive star models in reproducing the abundance pattern of CEMP stars. Probably, some CEMP stars are formed from massive star ejecta and others from AGB star envelopes. Interestingly at this stage, some possible ways to distinguish between massive star wind material and AGB envelope do appear. Indeed, massive star wind material is characterized by very low  $^{12}\text{C}/^{13}\text{C}$  ratio, while intermediate mass stars seem to present higher values for this ratio. AGB envelopes would also present very high overabundances of  $^{17}\text{O}$ ,  $^{18}\text{O}$ ,  $^{19}\text{F}$  and  $^{22}\text{Ne}$ , while wind of massive rotating stars present a weaker overabundance of  $^{17}\text{O}$  and depletion of  $^{18}\text{O}$ ,  $^{19}\text{F}$  and  $^{22}\text{Ne}$ . As discussed in Frebel et al. (2005), the ratio of heavy elements as the strontium to barium ratio can also give clues as to the origin of the material from which the star formed. In the case of HE 1327-2326, Frebel et al. (2005) give a lower limit of  $[\text{Sr}/\text{Ba}] > -0.4$ , which suggests that strontium was not produced in the main s-process occurring in AGB stars, leaving thus the massive star hypothesis as the best option, in agreement with the result from  $^{12}\text{C}/^{13}\text{C}$  in G77-61 (Plez & Cohen 2005) and CS 22949-037 (Depagne et al. 2002).

## References

- Abel, T., Bryan, G.L., Norman, M.L. 2002, *Science*, 295, 93  
 Akerman, C.J., Carigi, L., Nissen, P.E., Pettini, M., Asplund, M. 2004, *A&A*, 414, 931  
 Aoki, W., Norris, J.E., Ryan, S.G. et al. 2004, *ApJ*, 608, 971  
 Beers, T.C. 1999, in “The Third Stromlo Symposium: The Galactic Halo”, ed. B.K. Gibson, T.S. Axelrod, M.E. Putman, ASP Conf. Ser., 165, p. 202  
 Beers, T.C., Preston, G.W., Shectman, S.A. 1992, *AJ*, 103, 1987  
 Bessell, M.S., Christlieb, N., Gustafsson, B. 2004, *ApJ*, 612, L61  
 Cayrel, R., Depagne, E., Spite, M. et al. 2004, *A&A*, 416, 1117  
 Chiappini, C., Matteucci, F., Ballero, S.K. 2005, *A&A*, 437, 429  
 Christlieb, N. 2003, *Rev. Mod. Astronomy*, 16, 191  
 Christlieb, N., Bessell, M.S., Beers, T.C., Gustafsson, B., Korn, A., Barklem, P.S., Karlsson, T., Mizuno-Wiedner, M., Rossi, S. 2002, *Nature*, 419, L904  
 Christlieb, N., Gustafsson, B., Korn, A.J. et al. 2004, *ApJ*, 603, 708  
 Depagne, E., Hill, V., Spite, M. et al. 2002, *A&A*, 390, 187  
 Frebel, A., Aoki, W., Christlieb, N. et al. 2005, *Nature*, in press (astro-ph/0503021)  
 Israelian, G., Ecuivillon, A., Rebolo, R., Garcia-Lopez, R., Bonifacio, P., Molaro, P. 2004, *A&A*, 421, 649  
 Limongi, M., Chieffi, A., Bonifacio, P. 2003, *ApJ*, 594, L123  
 Maeder, A., Meynet, G. 2001, *A&A*, 373, 555 (paper VII)  
 Meynet, G., Maeder, A. 2002, *A&A*, 390, 561 (Paper VIII)  
 Norris, J.E., Ryan, S.G., Beers, T.C. 2001, *ApJ*, 561, 1034  
 Plez, B., Cohen, J.G. 2005, *A&A*, in press (astro-ph/0501535)  
 Spite M., Cayrel R., Plez B. et al. 2005, *A&A*, 430, 655  
 Suda, T., Aikawa, M., Machida, M.N., Fujimoto, M.Y., Iben, I. 2004, *ApJ*, 611, 476  
 Umeda, H., Nomoto, K. 2003, *Nature*, 412, 793