

The Influence of Evolving Dark Energy on Cosmology

Luke Barnes^{A,C}, Matthew J. Francis^A, Geraint F. Lewis^A and Eric V. Linder^B

^A School of Physics, University of Sydney, NSW 2006, Australia

^B Physics Division, Lawrence Berkeley National Laboratory, Berkeley, CA 94720, USA

^C Email: luke@physics.usyd.edu.au

Abstract: Observational evidence indicating that the expansion of the universe is accelerating has surprised cosmologists in recent years. Cosmological models have sought to explain this acceleration by incorporating ‘dark energy’, of which the traditional cosmological constant is just one possible candidate. Several cosmological models involving an evolving equation of state of the dark energy have been proposed, as well as possible energy exchange to other components, such as dark matter. This paper summarises the forms of the most prominent models and discusses their implications for cosmology and astrophysics. Finally, this paper examines the current and future observational constraints on the nature of dark energy.

Keywords: cosmology: theory – cosmological parameters – dark matter

1 Introduction

The observed acceleration of cosmic expansion is a landmark discovery in modern Cosmology. We don’t know why the universe is accelerating, but it is reasonably clear that the explanation will require new fundamental physics—beyond our current understanding of particle physics, gravitation and the quantum vacuum. Cosmologists are now in the fortunate position of being able to ask the questions that will provide insight into ultimate physics beyond the reach of particle accelerators, as well as understanding the history and fate of the universe.

The present best fit cosmological model, known as the concordance model, combines data from many complementary sources including the WMAP and other observations of the CMB (Spergel et al. 2003), large scale structure surveys such as the 2DFGRS (Hawkins et al. 2003) and the SDSS (Abazajian et al. 2003) and supernovae data (Knop et al. 2003; Riess et al. 2004). The accelerated expansion of the universe is modelled via the ‘cosmological constant’ (Λ), an entity that has been introduced, removed and re-introduced several times since Einstein’s original introduction into his field equations. The cosmological constant has some special properties that make it a natural choice for inclusion into our models, however there are many plausible alternatives also permitted by current data. The purpose of this paper is to review cosmological model basics and then explore some general unheralded implications of the many cosmological models that utilise a generic ‘dark energy’ rather than assuming *a priori* a cosmological constant.

While there is good agreement between current observational data and cosmological models incorporating a non-zero cosmological constant, its introduction has not been without problems. The first is known as the coincidence problem. The energy density of matter decreases as the universe expands, proportional to the

cube of the scale size of the universe. However, the energy density associated with the cosmological constant remains constant as the universe expands. Thus, that we should be observing at an epoch when the energy density of matter and the cosmological constant are of the same order of magnitude seems very unlikely.

The second problem is the infamous cosmological constant problem, discussed in detail in Weinberg (1989) and Carroll (2001). In short, the fact that the energy density of the cosmological constant is unchanged by the expansion of the universe suggests that it can be identified as a property of spacetime itself - a vacuum energy density. Such a zero-point energy can be calculated from quantum field theory. However the theory predicts that if the vacuum energy is not zero, then it should be a value that is 120 orders of magnitude greater than the energy density required for the cosmological constant.

The problems with the cosmological constant, as well as the relative lack of observational constraints, have lead to a flurry of alternative explanations in recent years. A component that causes the expansion of the universe to accelerate is referred to as dark energy, with a cosmological constant being just one possibility. Another popular candidate is a primordial scalar field, or ‘quintessence’. This is the generic name for a time varying, spatially inhomogeneous component with negative pressure. The prime example is a scalar field Q slowly rolling down a self-interaction potential $V(Q)$ (Ratra & Peebles 1988; Steinhardt & Caldwell 1998; Steinhardt 2003). Unlike the cosmological constant, which is ascribed to vacuum energy, the quintessence field has no expected value and the 120 orders of magnitude problem can disappear. However, it is a much more ad hoc approach as there is no ‘natural’ reason (besides possible connections with early universe inflation) to postulate the existence of a quintessence field, unlike the more comfortable vacuum energy interpretation of the cosmological constant. Many and varied

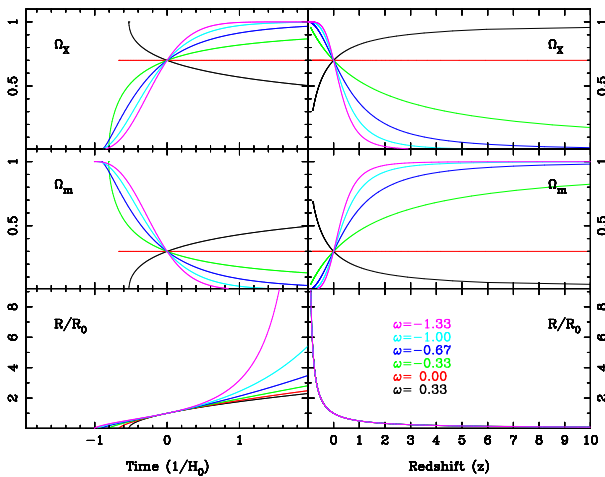


Figure 1: Cosmological evolution for a constant equation of state: the top two panels show the energy parameter for the dark energy component Ω_Λ , the middle two panels are for matter Ω_m and the bottom two plot the scale factor. The left panels show evolution with respect to time (in units of $1/H_0$), while the right panels are with respect to redshift. The bottom right panel plots an identity (equation (3)) and is shown for consistency.

quintessence models have been proposed (Besprovnansy 2005; Chimento et al. 2003; Barenboim & Lykken 2005). The evolution of the properties of the scalar field may solve the coincidence problem, as described in section 5.2. There are also alternative models of gravity that seek to explain the observed data [for instance see (Carroll et al. 2004, 2005) and references therein] as well as explanations other than accelerated expansion. If distance supernovae were dimmed by some kind of ‘grey dust’ then this would give the false impression cosmic acceleration, however see (Riess et al. 2004) for a discussion of the problems with the grey dust model. More exotic dimming processes such as photon/axion mixing in magnetic fields (Csaki et al. 2004) have been proposed, though calculations show that this cannot alone account for the observed acceleration. Observational data are currently insufficient to cull the field of alternatives. The solution of this critical problem in modern cosmology will require a great deal of observational effort.

This paper examines the general form of several of the currently proposed models, including those involving energy transfer between dark energy components, and examines their influence on the past and future expansion of the Universe. Section 2 gives a general background on cosmology, introducing the notation and important equations as well as outlining the current observational evidence. Section 3 introduces the equation of state and examines models where it is allowed to evolve with time. Section 4 introduces models with an interaction between dark energy den-

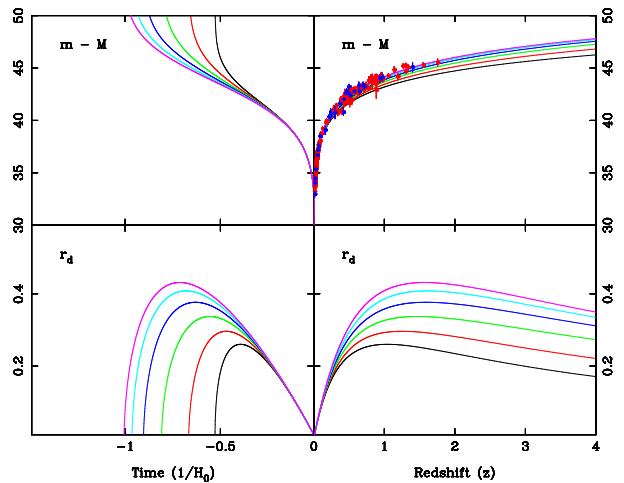


Figure 2: Distance measurements for a constant equation of state: the top two panels show the effective magnitude as defined by equation (18), using the angular diameter distance in units of Mpc using an arbitrary value of $h=0.72$. The gold and silver data sets as in Riess et al. (2004) are shown in corresponding colours. The bottom two show the angular diameter distance in units of $1/H_0$. The left side panels show evolution with respect to time (in units of $1/H_0$), while the right panels are with respect to redshift.

sity and matter density. Section 5 discusses the implications of the models presented in sections 3 and 4.

2 Background

Modern theoretical cosmology is built on two pillars: the cosmological principle and general relativity. The cosmological principle states that we do not occupy a special position in the universe. This allows our observation that the universe is isotropic to be extrapolated to the global property of homogeneity. Homogeneity dramatically simplifies our cosmological theories, as it means that any parameter that describes the universe as a whole can only depend on time.

From the assumptions of homogeneity and isotropy, a metric can be derived that tells us how to measure distance and time in the universe. This metric is known as the Robertson-Walker metric (see Weinberg (1972) for more details), and has the line element:

$$ds^2 = c^2 dt^2 - R^2(t) (d\chi^2 + S_k^2 (d\theta^2 + \sin^2 \theta d\phi^2)) \quad (1)$$

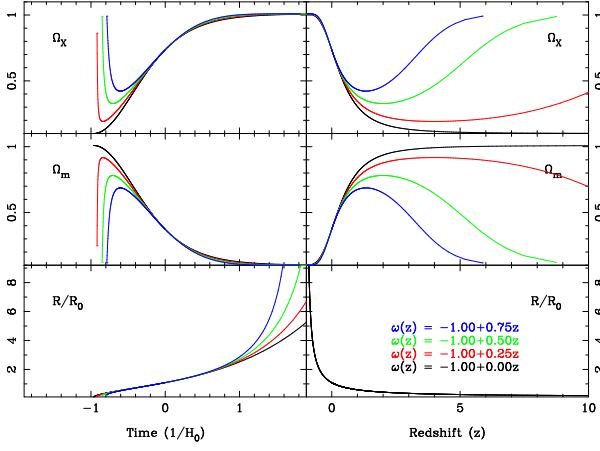


Figure 3: Cosmological evolution for an equation of state linearly varying in redshift: the layout is the same as figure 1. Note that this parameterisation breaks down for $z \gtrsim 1$.

where c is the speed of light (hereafter $c = 1$) and

$$S_k(\chi) = \begin{cases} \sin \chi & \text{closed universe } (k = +1) \\ \chi & \text{flat universe } (k = 0) \\ \sinh \chi & \text{open universe } (k = -1) \end{cases} \quad (2)$$

where (χ, θ, ϕ) are the spherical comoving coordinates, which for an object moving with the Hubble flow do not change as the universe expands. R is the scale factor of the universe, which is the key prediction of any cosmological model. It contains information about evolution and fate of the universe, and is simply related to the observable redshift (z) by:

$$\frac{R(z)}{R_0} = \frac{1}{1+z} \quad (3)$$

The subscript 0 refers to the present epoch. We also define the Hubble parameter H , which measures the rate of expansion of the universe:

$$H \equiv \frac{\dot{R}}{R} \quad (4)$$

Differentiating (3) gives:

$$H = -\frac{1}{1+z} \frac{dz}{dt} \quad (5)$$

In the curved, expanding spacetime of the Robertson-Walker metric, not all methods of measuring distance are the same (see Linder (1997) for details and Hogg (1999) for a summary). The comoving radial distance (r_p) between the origin and (χ, θ, ϕ) is defined as a simultaneous ($dt = 0$) radial measurement ($d\theta = d\phi = 0$) at time t_0 and is given by:

$$r_p = R_0 \chi \quad (6)$$

Light travels along null geodesics, defined by $ds = 0$. Since we have placed ourselves at the centre of the

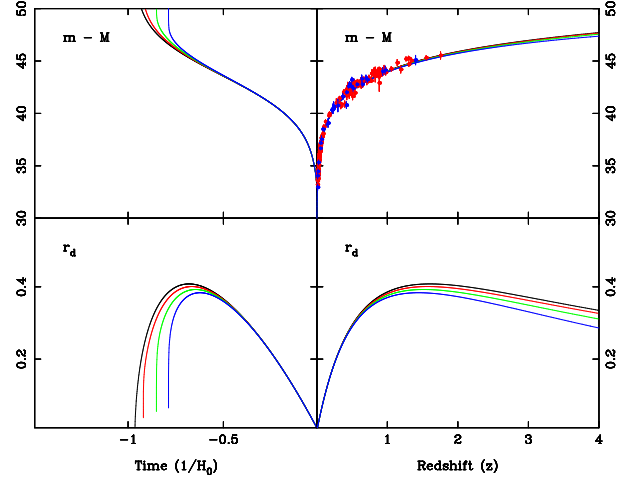


Figure 4: Cosmological evolution for an equation of state linearly varying in redshift: the layout is the same as figure 2. Note that this parameterisation breaks down for $z \gtrsim 1$.

coordinate system, light moves radially ($d\theta = d\phi = 0$). Noting that all the quantities are positive, the RW metric reduces to:

$$cdt = R(t)d\chi \quad \Rightarrow \quad \chi(t_{em}) = c \int_{t_{em}}^{t_0} \frac{dt'}{a(t')} \quad (7)$$

Note that this is not simply multiplying the speed of light by the light travel time ($t_0 - t_{em}$). To convert equation (7) in terms of the observable redshift, we use (5):

$$\chi(z) = c \int_0^z \frac{dz'}{H(z')} \quad (8)$$

where we have used the fact that t_0 corresponds to $z = 0$ and t_{em} to z .

Proper transverse distance (r_m) and angular diameter distance (r_d) both relate the transverse proper size l of an object at χ to the angular size ($\Delta\theta$). For r_m , all measurements are done simultaneously ($dt = 0$) at time t_0 giving:

$$r_m = R_0 S_k(\chi) \quad (9)$$

For r_d , measurements are done using photons which travel along geodesics ($ds = 0$). Thus, angular diameter distance to an object which emits light at time (t_{em}) as measured by an observer at t_0 is the proper transverse distance at t_{em} :

$$r_d = R(t_{em}) S_k(\chi) \quad (10)$$

Luminosity distance (r_l) to a source of intrinsic luminosity L from an observer who measures its flux S is defined by: $L = 4\pi r_l^2 S$. The distances r_m , r_d and r_l are related by:

$$r_l = (1+z)r_m = (1+z)^2 r_d \quad (11)$$

The field equations of general relativity allow us to relate the metric of the universe (1) to its energy content. The result is the Friedmann equations:

$$H^2 = \frac{8\pi G}{3}\rho - \frac{k}{R^2} \quad (12a)$$

$$\dot{\rho} = -3H(\rho + p) \quad (12b)$$

$$\frac{\ddot{R}}{R} = -\frac{4\pi G}{3}(\rho + 3p) \quad (12c)$$

where an overdot refers to differentiation with respect to time; G is Newton's gravitational constant; ρ is the total energy density; p is the pressure; H is the Hubble parameter; and $c = 1$ for convenience.

Equation (12a) is known as the expansion equation, (12b) is the adiabatic equation and equation (12c) is the acceleration equation. Any of these equations can be derived using the other two, although all three equations are produced separately from the Einstein field equations of general relativity (and are related through the Bianchi identity).

As is consistent with CMB data, including WMAP (Spergel et al. 2003), we assume throughout that the universe is flat ($k = 0$). We consider the universe to contain a number of components (labelled i), each with a corresponding pressure p_i and density ρ_i that contribute to the total $p = \sum_i p_i$, $\rho = \sum_i \rho_i$. Defining the critical density to be:

$$\rho_{\text{crit}}(z) \equiv \frac{3H(z)^2}{8\pi G} \quad (13)$$

the energy components can then be described relative to ρ_{crit} :

$$\Omega_i(z) \equiv \frac{\rho_i(z)}{\rho_{\text{crit}}(z)} \quad (14)$$

where Ω_i is the dimensionless density parameter for component i . Then, by putting $k = 0$ into (12a) the sum over all the density parameters is unity:

$$\Omega \equiv \sum_i \Omega_i(z) = 1 \quad (15)$$

Details of how the density parameters $\Omega_i(z)$ were calculated in this paper are contained in appendix A.

As well as energy density, pressure also appears in the Friedmann equations. We commonly relate the pressure of a component to its energy density using an Equation of State (EOS):

$$w_i \equiv \frac{p_i}{\rho_i} \quad (16)$$

If the components of the universe are non-interacting (they do not exchange energy), then they will each satisfy their own adiabatic equation (12b):

$$\dot{\rho}_i = -3H\rho_i(1 + w_i) \quad (17)$$

For most of the familiar components of the universe, w_i is constant: ordinary, non-relativistic matter is essentially pressureless and has $w_m = 0$, radiation has $w_r = 1/3$, a cosmological constant has $w_\Lambda = -1$ (Linder 1988).

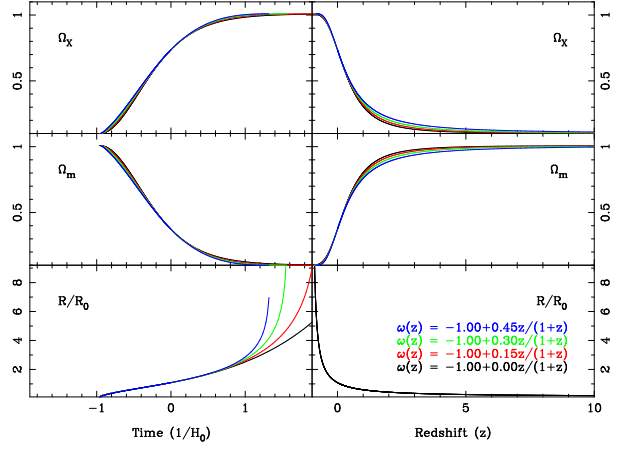


Figure 5: Cosmological evolution for the linear parameterisation of the equation of state detailed in section 3.2.2: the layout is the same as figure 1.

A cosmological model, capable of specifying $R(t)$ for all times, is described by specifying: the components of the universe, their equations of state w_i , their densities today $\Omega_i(0)$ and the present value of the Hubble parameter, H_0 . Experimental uncertainty in H_0 is often written in terms of the dimensionless h , defined by $H_0 = 100h\text{Mpc}^{-1}\text{km s}^{-1}$. The dependence of quantities on H_0 can then be made explicit, e.g. $\Omega_i h^2$. The value of h was measured by the Hubble Key Project team to be $h = 0.72 \pm 8$ (Freedman et al. 2001).

2.1 Observational Evidence

Several independent lines of evidence lead to the conclusion that the expansion of the universe is accelerating. Recent observations of the CMB from the WMAP satellite have confirmed that the universe appears to be flat, with $\Omega = 1.02 \pm 0.02$ (Spergel et al. 2003). The power spectrum of galaxy distributions on the other hand points to $\Omega_m \simeq 0.3$ (Percival et al. 2002). A key third measurement is the magnitude-redshift relation of supernovae type 1a (hereafter SN1a), see Riess et al. (2004) for a compilation of recent data. These measurements give strong evidence that the expansion of the universe is accelerating, and has been accelerating since $z \sim 1$. The concordance model accounts for the missing energy density needed to make the universe flat via a cosmological constant ($w = -1$), however this is by no means the only permitted form of dark energy. A new generation of cosmological experiments, including the proposed SuperNova Acceleration Probe (SNAP) (Aldering et al. 2004) are expected to measure more supernovae at higher redshifts. This new data will be crucial in discriminating between cosmological models.

SN1a are very bright standard candles, making them excellent cosmological probes. The distance modulus, once the appropriate K-correction has been ap-

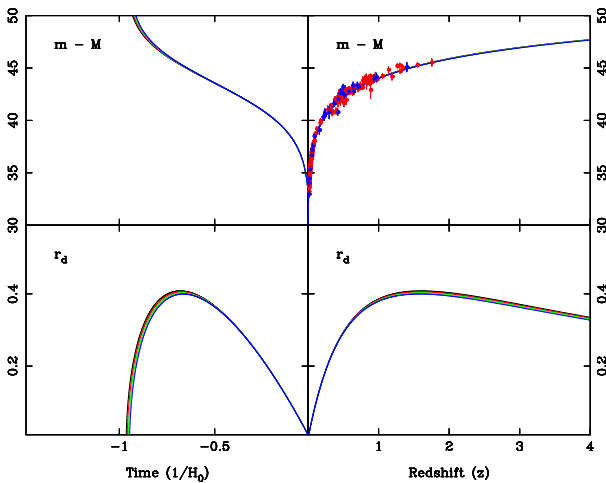


Figure 6: Cosmological evolution for the linear parameterisation of the equation of state of detailed in section 3.2.2: the layout is the same as figure 2.

plied is given by:

$$m - M = 25 + 5 \log(H_0 r_1) \quad (18)$$

where r_1 is defined in section 2 and is presented here in units of Mpc. All three distances previously defined are model dependent and hence the measurement of the magnitude and redshift of SN1a can be used to discriminate between models. The methods used to compute distances are described in appendix A. The results are presented in the even numbered figures in this paper. In these figures SN1a data compiled in Riess et al. (2004) have been added in order to illustrate how similar all the models are in the region $z < 0.5$ where the data sit. The SNAP probe (Aldering et al. 2004) is anticipated to reach $z \simeq 1.5$, where the models can be seen to diverge much more than for the current data set (see even numbered figures), illustrating the much greater constraints on the models that will be possible.

The data described above lead to a cosmological model where

$$k = 0 \quad (\text{The universe is flat})$$

$$h \simeq 0.7 \quad \Omega_{m0} \simeq 0.3 \quad \Omega_{\Lambda 0} \simeq 0.7$$

Note however that this model makes the assumption that the dark energy is a true cosmological constant. This assumption is permitted by existing data, but not strongly favored over other possibilities. Despite this untested assumption this model is used widely. In this paper the universe is assumed to be flat with $\Omega_{m0} = 0.3$ and $\Omega_{X0} = 0.7$ as in the concordance model. Note that the subscript X is used to denote dark energy, leaving Λ to denote the specific case of a cosmological constant. H_0 is set to unity, which is equivalent to measuring time in units of H_0^{-1} .

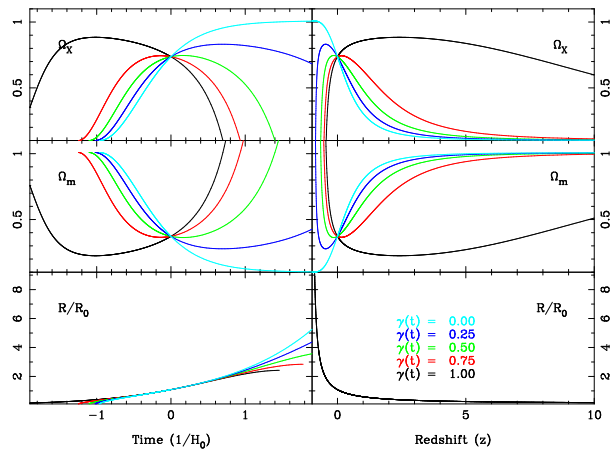


Figure 7: Cosmological evolution for a constant interaction between matter and dark energy: the layout is the same as figure 1.

3 Equation of State of Dark Energy

In this section the effect of different forms of the dark energy EOS (as defined by (16)) on the expansion history and distance measurements are examined. We take a phenomenological view of the EOS, rather than speculating on the physical processes behind any particular form. This is a common approach given the mysterious nature of dark energy and current data being unable to constrain complex models. It was shown in Linder & Jenkins (2003) that any term other than matter in (12a) can be modelled by an effective equation of state of dark energy, regardless of the physical origin of the term. If we write (12a) as

$$H^2 = \Omega_m R^{-3} + \delta H^2 \quad (19)$$

with H_0 set to unity, then by comparison to the case of dark energy with some equation of state w

$$H^2 = \Omega_m R^{-3} + (1 - \Omega_m) R^{-3(1+w)} \quad (20)$$

and

$$w = -1 - \frac{1}{3} \frac{d(\ln \delta H^2)}{d(\ln R)} \quad (21)$$

For any arbitrary mechanism that causes δH^2 , there is a corresponding function w (not necessarily constant, as in (20)) that can be calculated. This allows a wide variety of different models and mechanisms to be compared within a single parameter space (see Linder (2004)).

3.1 Constant Equation of State

Current data are insufficient to constrain w_X to more than one parameter (Linder & Miquel 2004); in other words, a constant w_X . Using CMB, LSS and SN1a data, Wang & Mukherjee (2004) found the constraint

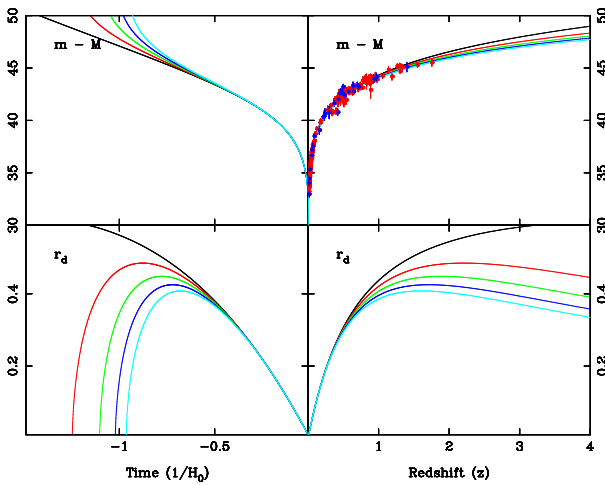


Figure 8: Cosmological evolution for a constant interaction between matter and dark energy: the layout is the same as figure 2

on a constant dark energy EOS to be $-1.24 < w_X < -0.74$. We present a wider range of possibilities than this, in order to exaggerate the effects for clarity. When w_i is constant, equation (17) can be easily integrated to give $\rho_i = \rho_i(z)$ using equation (3):

$$\rho_i(z) = \rho_i(0)(1+z)^{3(1+w_i)} \quad (22)$$

Equation (22) gives the familiar results that, as we look back into the universe, $\rho_m \propto (1+z)^3$, $\rho_r \propto (1+z)^4$, whilst ρ_Λ remains constant as the universe expands. From (22) we can see that as the universe ages, the component with the most negative w will come to dominate the total energy of the universe. Consider equation (12c) in the case where the component with the most negative w has come to dominate the total energy of the universe. If $w < -\frac{1}{3}$, then \ddot{R} will be positive and the universe will accelerate. We can therefore divide components into accelerating ($w < -\frac{1}{3}$) and decelerating ($w > \frac{1}{3}$). If $w = -\frac{1}{3}$ then the expansion coasts: $\dot{a} = \text{constant}$.

Thus, if the universe has any accelerating components, the universe will eventually begin to accelerate, independent of its geometry¹. Only if all the components are decelerating will the universe decelerate, and its fate be decided by its geometry.

Things get interesting when $w < -1$. If we consider an equivalent form of equation (22):

$$\rho_i(R) = \rho_{i0} \left(\frac{R}{R_0} \right)^{-3(1+w_i)}$$

we see that $w < -1$ implies that the energy density of the component will increase as the universe

¹The exception is where the energy density in the decelerating components is high enough that the universe begins to contract before the accelerating components come to dominate the total energy density.

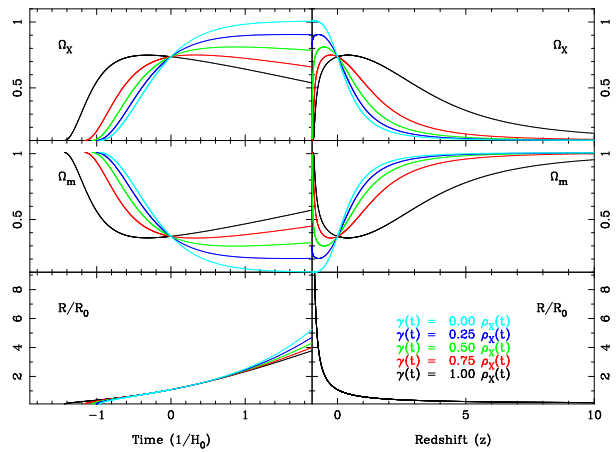


Figure 9: Cosmological evolution for a decaying dark energy model: the layout is the same as figure 1.

expands. Such a component has been dubbed “phantom energy” and its consequences have been studied in Caldwell, Kamionkowski, & Weinberg (2003). In short, phantom energy causes the scale size of the universe to approach infinity in finite time. The resulting “ $R = \infty$ ” singularity has been dubbed “the big rip”. Before the end, the expansion of the universe will overpower all other forces - first gravity, as the Milky Way, the Solar System and finally the earth are pulled apart, followed by weak, EM and strong nuclear forces as matter is torn into its components.

In figures 1 and 2 we consider models identical to the concordance model (matter + dark energy) except that we allow the equation of state for dark energy to vary. Figure 1 shows the expansion history and density parameters while 2 shows the measurable distance properties with the current SN1a data overlaid.

The pink model ($w = -4/3$) is an example of a phantom energy model. The “big rip” behaviour as time increases can be seen in the bottom left panel of figure 1. The light blue model ($w = -1$) is the concordance model. For the light green model ($w = -0.33$), we see from equation (12c) that as dark energy begins to dominate, the acceleration goes to zero. Thus, $R(t)$ approaches a linear function as time increases. The red model ($w = 0$) is the Einstein-de-Sitter model (flat, matter only), which decelerates as time increases but never turns around and begins to contract. The black model ($w = 0.33$) contains a radiation component whose energy density falls quickly as the universe expands.

3.2 Evolving Equation of State

While current data are insufficient to constrain $w_X(z)$ to anymore than one parameter (Linder & Miquel 2004), next generation data, such as the Planck Surveyor (Tauber 2004) and the SNAP satellite (Aldering et al. 2004) will be able to constrain possible evolution of

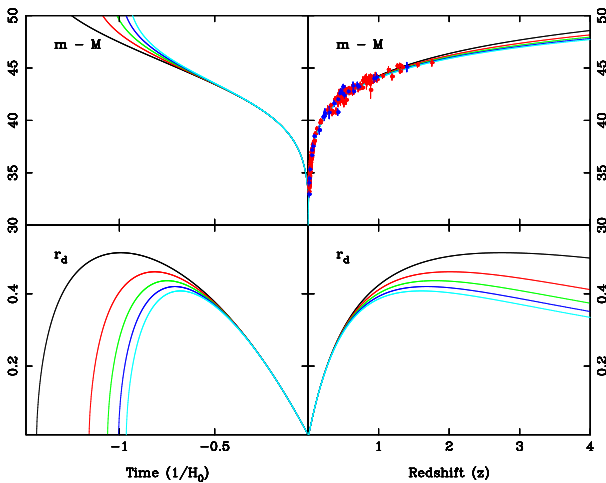


Figure 10: Cosmological evolution for a decaying dark energy model: the layout is the same as figure 2.

$w_X(z)$. This section presents two different first order parameterisations of $w_X(z)$ and demonstrates the effects of several values of the parameters. Since an evolving EOS will only be considered for the dark energy component ($i = X$), we omit the subscript on w in this section. Again using (5) and (12b)

$$\rho_X(z) = \rho_X(0) e^{3 \int_0^z \frac{1+w(z')}{1+z'} dz'} \quad (23)$$

While a two parameter evolving equation of state $w(z)$ could take many forms, two are most common in the literature.

3.2.1 Old Linear Parameterisation

The simplest first order expansion of the equation of state gives $w(z) = w_0 + w_1 z$. While obsolete (see 3.2.2), this form has been used widely in the past. In this case, equation (23) becomes:

$$\rho_X(z) = \rho_X(0) (1+z)^{3(1+w_0-w_1)} e^{3w_1 z} \quad (24)$$

In figures 3 and 4 we show the effects of a modified concordance model by using a linear parameterisation of the dark energy equation of state.

The first thing to note in Figure 3 is the bizarre behaviour of the energy densities at early time (i.e. large redshift). This shows the inadequacy of this simple parameterisation: it is inappropriate for $z \gtrsim 1$ as $w(z)$ is unbounded as $z \rightarrow \infty$ (as is $\rho_X(z)$ for $w_1 > 0$).

As we model into the future, further problems arise. For a universe that is always expanding, forward modelling is done by allowing $z \rightarrow -1$. In this case, $w(z) \rightarrow w_0 - w_1$. If $w_0 - w_1 < -1$, then eventually $w < -1$ and the universe will end in a “big rip”.

3.2.2 Linear Parameterisation

In Linder (2003), a parameterisation is used of the form: $w(z) = w_0 + w_1(1 - R/R_0) = w_0 + w_1 z/(1+z)$.

Then the equation for the density becomes:

$$\rho_X(z) = \rho_X(0) (1+z)^{3(1+w_0+w_1)} e^{-3w_1 \frac{z}{1+z}} \quad (25)$$

The advantages of this parameterisation are given in Linder (2003), in short the old parameterisation clearly becomes problematic at high z , while this parameterisation has a bounded behaviour as $z \rightarrow \infty$. The results of several values of the parameters in this model are shown in figures 5 and 6.

The energy densities for the parameters shown in figure 5 are remarkably similar throughout the lifetime of the universe. The past history of $R(t)$, too, is very similar. However, the parameterisation is unsuitable for modeling the future, $z \rightarrow -1$, since $w(z)$ becomes unbounded. Note by contrast that a parameterisation linear in redshift is unbounded in the past – where all the data is! Models such as the “e-fold” case of Linder & Huterer (2005) and the “kink” case of Corasaniti et al. (2003) can smoothly handle both the past and future.

4 Interacting Components

In the previous section we assumed that dark energy does not interact with matter or radiation. However, as we have no knowledge of the microphysics of dark energy, it is worth considering what the effects of interacting dark energy might be. Studies of such models are ongoing, see (Zimdahl 2005) for a recent example. Much of this work has been presented in Physics rather than astronomical journals, as the interest centre of the nature of the fields involved in the interaction. Here we focus the general form of such models and highlight the consequences that may be of interest to astronomers and cosmologists.

The Friedmann equations do not restrict energy components to be non-interacting and can be easily modified to model an energy exchange. Equation (17) is true in the case where the component i is not exchanging energy with any other components. We now return to equation (12b) and relax this assumption. Consider the case where there are only two components in the universe: pressureless matter and dark energy. Then (12b) can be split into its components (Szydlowski 2005):

$$(\dot{\rho}_m + 3H\rho_m) + (\dot{\rho}_X + 3H\rho_X(1+w_X)) = 0 \quad (26)$$

At this point, a phenomenological parameter γ can be introduced to represent the interaction between dark energy and matter. Then:

$$\dot{\rho}_m + 3H\rho_m = \gamma \quad (27)$$

$$\dot{\rho}_X + 3H\rho_X(1+w_X) = -\gamma \quad (28)$$

γ has units of energy per unit time per unit volume, and represents the rate at which energy is transferred from the dark energy component to matter ($\gamma > 0$) or vice versa ($\gamma < 0$).

We cannot simply integrate (27) and (28) in the same way we did to obtain equation (23). To find ρ_m ,

ρ_X , and $R(t)$ we need to solve (27) and (28) simultaneously with the expansion equation (12a). This represents a coupled set of (potentially) non-linear ODE's which are solved numerically (see appendix A).

Note that in this section we take $w_X = -1$ for all the models, though this is not a cosmological constant. We do this to isolate the effects of the interaction on the evolution. Energy transfer between matter and other forms of dark energy could also be computed, however we are interested in examining the broad consequences of energy transfer, which will be qualitatively similar for other forms of dark energy. Future work will generalize this; see also Linder (2005).

4.1 Constant Interaction

The first form of interaction considered was a constant transfer of energy, $\gamma = \text{constant}$. We considered only the case where γ is non-negative, where energy is being transferred from dark energy into matter. Concordance models with this modification are shown in Figures 7 and 8.

In these models, the energy density in dark matter peaks before decreasing and eventually becomes negative, at which point the models were stopped. The density of a component crossing through zero violates either the Big Bang condition or the continuity equation (Linder 2004) and therefore a simple constant γ , while it may give insight into the qualitative effects of energy transfer, cannot model an interaction suitably over the full range of cosmic time.

4.2 Dark Energy Decay

To avoid the problem of negative dark energy density, we considered a decaying dark energy model with a similar form as in Turner (1985). Here γ has the form:

$$\gamma = \lambda \rho_X \quad (29)$$

where λ is a decay constant. This situation is analogous to radioactive decay, with dark energy decaying into matter. This model is shown in figures 9 and 10

In these models, the dark energy density peaks before decreasing asymptotically to zero. Thus, dark energy only dominates the energy density of the universe for a finite period of time, and in the future will be negligible, just as it was in the past. To illustrate this point, we can calculate the deceleration parameter $q(t)$ for these models. The deceleration parameter is given by:

$$q(t) \equiv - \left(\frac{\ddot{R}}{\dot{R}} \right) \left(\frac{R}{\dot{R}} \right)^2 \quad (30)$$

$$= \left(\frac{1}{2} \right) \left(\frac{\rho + 3p}{\rho} \right) \quad (31)$$

by equations (12a) and (12c) with $k = 0$. $q(t)$ is defined so that a decelerating universe has $q > 0$. An Einstein-de-Sitter universe has $q = 1/2$, a cosmological constant dominated universe has $q = -1$, and, in general, a universe dominated by an energy component with equation of state w has $q = (1 + 3w)/2$.

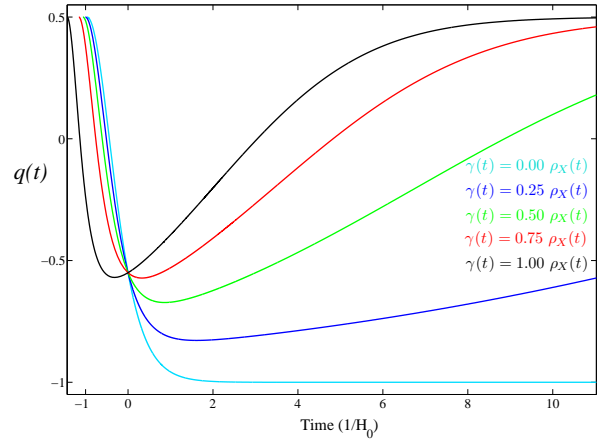


Figure 11: The deceleration parameter for a decaying dark energy model: The light blue model is the concordance model, where the universe has started accelerating in the recent past and will always accelerate in the future. By contrast, the models with decaying dark energy only experience a finite period of accelerated expansion, beginning and ending like an Einstein-de-Sitter universe.

A plot of $q(t)$ is shown in figure 11. In the early universe, matter dominates and the universe is decelerating. The energy density of matter quickly drops as the universe expands, and the dominance of dark energy causes the universe to accelerate. However, the decay of dark energy into matter eventually sees matter dominate and the universe decelerates again. Such a model would begin and end like an Einstein-de-Sitter universe, but would experience an epoch of accelerated expansion.

4.3 The Thermodynamics of Dark Energy

This paper has approached dark energy phenomenologically, parametrising its effects on the expansion history of the universe without worrying about their physical interpretation. However, the ultimate goal of the study of dark energy is physical understanding, where dark energy models are motivated by a deeper understanding of particle physics. Of particular interest is the physical meaning of the interaction parameter γ .

To this end, consider the adiabatic equation (12b). It can be derived from the first law of thermodynamics for a closed, constant entropy system:

$$dE = d(\rho V) = -pdV \quad (32)$$

In our interacting models, we assumed that energy was being exchanged between components. Thus we consider the first law of thermodynamics as it applies to two open systems of N_i particles (or quanta), which are exchanging particles. We introduce the chemical

potential μ :

$$dE_i = -p_i dV + \mu_i dN_i \quad (33)$$

Comparing this equation to equations (27) and (28), we find that our phenomenological parameter γ can be written as:

$$\gamma = \frac{\mu_m}{R^3} \frac{dN_m}{dt} = -\frac{\mu_X}{R^3} \frac{dN_X}{dt} \quad (34)$$

As would be expected, γ is proportional to the rate of exchange of particles per unit volume, and can be considered the rate of exchange of energy density.

We now consider the relationship between γ and the dark energy equation of state. By taking gamma over to the left hand side, equations (27) and (28) become:

$$\dot{\rho}_m + 3H\rho_m\left(1 - \frac{\gamma}{3H\rho_m}\right) = 0 \quad (35)$$

$$\dot{\rho}_X + 3H\rho_X\left(1 + w_X + \frac{\gamma}{3H\rho_X}\right) = 0 \quad (36)$$

This suggests that we can simply consider interaction as a particular example of evolving equations of state for dark energy and matter. That is, we can define the effective dark energy equation of state to be: $w_{X,\text{eff}} = w_X + \gamma/3H\rho_X$ and the effective equation of state of matter to be: $w_{m,\text{eff}} = -\gamma/3H\rho_m$.

But is it a good idea to consider interacting component models to be a special case of evolving equations of state? Phenomenologically, the answer is yes. In studying the expansion history of the universe, this strategy will allow us to examine both kinds of models in a common parameter space, knowing that it has no effect on the solution of the Friedmann equations for $a(t)$.

However, from the standpoint of physical understanding the answer is no. There is a marked difference between physical processes that create matter and those that change its equation of state. Matter with a non-zero equation of state has pressure comparable to its energy density. Pressure is related to momentum, so matter with a non-zero equation of state is matter moving at relativistic speeds². Thus reducing interacting components to a special case of evolving equations of state blurs the distinction between creating pressureless matter and accelerating matter to relativistic speeds. While this has no effect on expansion history ($a(t)$), it will undoubtedly affect structure history, i.e. the growth of inhomogeneities.

One final point can be made from thermodynamic considerations of dark energy. Conservation of energy in General Relativity is not well understood. Some are happy to say that energy is simply not conserved (Harrison 1995); Einstein introduced the gravitational stress energy tensor ($t^{\mu\nu}$) to represent the energy of the gravitational field to restore energy conservation (Einstein & Grossmann 1913), but this leads to problems because it is a pseudo-tensor: non-localizable, non-unique and non-covariant (Misner, Thorne, & Wheeler

1973). Other approaches include altering Einstein's equations to include $t^{\mu\nu}$, (Yilmaz 1982), sparking refutation and counter-refutation (Misner 1995; Alley et al. 1995), and using path groups to formulate Gaussian flux integrals in curved spacetime (Mensky 2004).

In light of this we must be careful in applying the first law of thermodynamics in a cosmological context. We previously assumed that energy leaving the dark energy component will appear in the matter component. This is equivalent to saying that the universe as a whole is a closed system:

$$\mu dN = \mu_m dN_m + \mu_X dN_X = 0 \quad (37)$$

This seems very reasonable, but the same does not apply to the work term ($p dV \neq 0$). The work done by pressure in an expanding universe does not reappear in any other form, which is generally interpreted as non-conservation of energy in an expanding universe (Harrison 1995). Thus, we should keep in mind that it may be possible to construct plausible dark energy models where (37) does not hold.

5 Cosmological Implications

We have discussed cosmological models that explore alternatives to a cosmological constant in explaining the accelerated expansion of the universe. The testing of dark energy models by observational data is a crucial challenge for cosmology in the coming years. We now outline some consequences of the range of presently allowed models.

5.1 Age of the Universe

Dynamical dark energy models will give a different expansion history $R(t)$ than the concordance model for the same present day values of the density parameters. While constraints from analysis of the CMB and other measures, such as galaxy distributions, need to be carefully considered (see Olivares, Atrio-Barandela, & Pavón 2005), dynamical dark energy may indicate that the age of the universe is different than expected from the concordance model. This highlights what should be obvious: the age of the universe is model dependent. Care must be taken in this area, for instance in Besprovsansy (2005), the parameters of a dark energy decay model are constrained by assuming the age of the universe which is found using the concordance model, a different model from that being constrained. Self-consistency in treatment of dark energy cosmologies is essential. This demonstrates the way in which the figure of 13.7 ± 0.2 Gyrs has become broadly applied: this figure is often quoted without acknowledging the assumption of a cosmological constant. To illustrate the increased uncertainty in the age of the universe when this assumption is relaxed, we find, using the zeroth order constraint on the dark energy EOS, w_X of $-1.24 < w_X < -0.74$ as found in Wang & Mukherjee (2004), that the derived age of the universe lies between 12.8 and 13.9 Gyrs, using $h = 0.7$, $w_m = 0.3$, $w_X = 0.7$ as throughout this paper. This is not a rigorous analysis, as degeneracies between

²Recall $E^2 = (pc)^2 + (mc^2)^2$. The $(mc^2)^2$ term is so large for matter that only matter with $v \rightarrow c$ has non-negligible momentum.

w_X and Ω_m are likely to narrow this constraint, but does show the order of the increased uncertainty. Future work will determine a more precise value.

5.2 Coincidence Problem

It has been proposed that allowing a transfer of energy from dark energy to dark matter may help resolve the coincidence problem (see Cai & Wang 2005; Chimento et al. 2000, 2001; Zhang 2005; Zimdahl, Pavón, & Chimento 2006). In figures 7 and 9 the density parameters have a similar value for a far greater range of cosmic time than in the non-interacting case. With the coincidence problem in mind, the form of the interaction can be made to keep closer values of the parameters over a greater range of cosmic time (e.g. Chimento et al. 2003). Such a ‘solution’ to the coincidence problem allows the fine-tuning of model parameters to be relaxed far more than in the concordance model, however it requires that the interaction term in the model itself be tuned. Wang & Meng (2004) have shown that a cosmological constant decaying into matter is not likely to be permitted by even the current data set for any form of the interaction, though other forms of decaying dark energy (i.e. with $w_X \neq -1$) are not so constrained by their arguments. In any case further knowledge of dark energy dynamics will be a key to furthering our understanding of the apparent coincidence observed.

5.3 Astrophysical Consequences

Many astrophysical models, such as CDM models of galaxy halos, require knowledge of the cosmological parameters, Ω_m , Ω_X and H_0 , usually assumed at present to be those of the concordance model. However, a universe with dynamic dark energy will not be satisfactorily described at all epochs by any values of these parameters alone. The effects of dark energy/dark matter interactions on CDM galaxy halo models is discussed in Gromov, Baryshev, & Teerikorpi (2004) and references therein; Amendola, Quercellini, & Giallongo (2005) in particular has investigated several aspects of interaction. Future observations on cosmological scales that could constrain the cosmological model may greatly improve the understanding of galaxy formation and dynamics and vice versa. Note however that the models presented in this paper, as in most cosmological models, assume homogeneity. This assumption is supported on very large scales by galaxy surveys. However, while dark energy must be smooth over large scales [or else it would show up as an additional Ω_m in galaxy clustering surveys (see Carroll 2001)], dark matter is clumpy. Our phenomenological interaction between the dark sectors gives no clue as to how the smoothness of dark energy evolves to clumpy dark matter as this interaction proceeds. This is an important outstanding issue.

Acknowledgments

LB is supported by University of Sydney School of Physics and Faculty of science scholarships. MF is

supported by University of Sydney Faculty of Science UPA scholarship.

References

- Abazajian, K., et al. 2003, AJ, 126, 2081
- Aldering, G, et al. 2004, astro-ph/0405232
- Chimento L. P., Aschan, P.K. and Yilmaz, H. arXiv:gr-qc/9506082.
- Amendola, L., Quercellini, C., and Giallongo, E., MNRAS 357, 429
- Barenboim, G., & Lykken, J. 2005, ArXiv Astrophysics e-prints, arXiv:astro-ph/0504090
- Besprosvany, J. 2005, ArXiv Astrophysics e-prints, arXiv:astro-ph/0502439
- Cai R., Wang A., 2005, JCAP, 3, 2
- Caldwell R. R., Kamionkowski M., Weinberg N. N., 2003, PhRvL, 91, 071301
- Carroll S. M., 2001, LRR, 4, 1
- Carroll S. M., Duvvuri V., Trodden M., Turner M. S., 2004, PhRvD, 70, 043528
- Carroll S. M., de Felice A., Duvvuri V., Easson D. A., Trodden M., Turner M. S., 2005, PhRvD, 71, 063513
- Chimento, L. P., Jakubi, A. S., & Pavón, D. 2000, PhRvD, 62, 063508
- Chimento, L. P., Jakubi, A. S., & Zuccalá, N. A. 2001, PhRvD, 63, 103508
- Chimento L. P., Jakubi A. S., Pavón D., Zimdahl W., 2003, PhRvD, 67, 083513
- Corasaniti, P. S., Bassett, B. A., Ungarelli, C., & Copeland, E. J. 2003, Physical Review Letters, 90, 091303
- Csaki, C., Kaloper, N., & Terning, J. 2004, ArXiv Astrophysics e-prints, arXiv:astro-ph/0409596
- Einstein A., Grossmann M., 1913, Zs. Math. Phys, 62, 225
- Freedman, W. L., et al. 2001, ApJ, 553, 47
- Gromov A., Baryshev Y., Teerikorpi P., 2004, A&A, 415, 813
- Harrison E. R., 1995, ApJ, 446, 63
- Hawkins, E., et al., 2003, MNRAS, 346, 78
- Hogg, D.W., arXiv:astro-ph/9905116.
- Knop, R. A., et al. 2003, ApJ, 598, 102
- Linder E. V., 1988, A&A, 206, 175
- Linder E. V., 1988, A&A, 206, 190

- Linder E. V., 1997, ‘First Principles of Cosmology’ (Addison-Wesley: London)
- Linder E. V., 2003, *PhRvL*, **90**, 091301
- Linder, E. V. 2004, *Phys. Rev. D*, **70**, 061302
- Linder, E. V. 2005, *Phys. Rev. D*, **72**, 043529
- Linder, E. V., & Huterer, D. 2005, *Phys. Rev. D*, **72**, 043509
- Linder, E. V., & Jenkins, A. 2003, *MNRAS*, **346**, 573
- Linder, E. V., & Miquel, R. 2004, *PhRvD*, **70**, 1235164
- Mensky, M. B. 2004, *Physics Letters A*, **328**, 261
- Misner C. W., Thorne K. S., Wheeler J. A., 1973, ‘Gravitation’ (Freeman: Sna Francisco)
- Misner, C.W., *Nuovo Cim. B* **114** (1999) 1079 [arXiv:gr-qc/9504050].
- Olivares G., Atrio-Barandela F., Pavón D., 2005, *PhRvD*, **71**, 063523
- Percival, W. J., et al. 2002, *MNRAS*, **337**, 1068
- Ratra, B., & Peebles, P. J. E. 1988, *PhRvD*, **37**, 3406
- Riess, A. G., et al. 2004, *ApJ*, **607**, 665 .
- Spergel, D. N., et al. 2003, *ApJS*, **148**, 175
- Steinhardt, P. J. 2003, *Royal Society of London Philosophical Transactions Series A*, **361**, 2497
- Steinhardt, P. J., & Caldwell, R. R. 1998, *ASP Conf. Ser. 151: Cosmic Microwave Background and Large Scale Structure of the Universe*, **151**, 13
- Szydlowski M., 2005, *astro*, arXiv:astro-ph/0502034
- Tauber, J. A. 2004, *Advances in Space Research*, **34**, 491 2
- Turner, M. S. 1985, *PhRvD*, **31**, 1212
- Wang, P., & Meng, X. 2004, *ArXiv Astrophysics e-prints*, arXiv:astro-ph/0408495
- Wang, Y., & Mukherjee, P. 2004, *ApJ*, **606**, 654
- Weinberg S., 1989, *RvMP*, **61**, 1
- Weinberg S., 1972 ‘Gravitation and Cosmology: Principles and Applications of the General Theory of Relativity.’ (Wiley:New York)
- Yilmaz H., 1992, *Nuovo Cimento*, **107**, 8
- Zhang, X. 2005, *ArXiv Astrophysics e-prints*, arXiv:astro-ph/0503075
- Zimdahl W., Pavón D., Chimento L. P., 2001, *PhLB*, **521**, 133
- Zimdahl, W. 2005, *ArXiv General Relativity and Quantum Cosmology e-prints*, arXiv:gr-qc/0505056

A Numerical Model

The numerical model used to generate the results of this paper consisted of a system of first order, coupled ODE’s which were then integrated in a Runge-Kutta scheme. The solution of the Friedmann equations can be tackled in two ways:

We can solve for R in terms of t by solving the equations:

$$H^2 = \frac{8\pi G}{3}(\rho_m + \rho_X) - \frac{k}{R^2} \quad (38)$$

$$\dot{\rho}_m = -3H\rho_m + \gamma \quad (39)$$

$$\dot{\rho}_X = -3H\rho_X(1 + w_X(z)) - \gamma \quad (40)$$

The alternative is to solve for the energy density of the components in terms of z , using the equations:

$$\frac{d\rho_m}{dz} = \frac{3\rho_m}{1+z} - \frac{\gamma}{(1+z)H(z)} \quad (41)$$

$$\frac{d\rho_X}{dz} = \frac{3\rho_X(1 + w_X(z))}{1+z} + \frac{\gamma}{(1+z)H(z)} \quad (42)$$

$$H(z)^2 = \frac{8\pi G}{3}(\rho_m + \rho_X) - \frac{k(1+z)^2}{R_0^2} \quad (43)$$

Then, t as function of z could be obtained by integrating:

$$dt = -\frac{dz}{(1+z)H(z)} \quad (44)$$

The present is $z = 0$, and modelling into the past is done by allowing $z \rightarrow \infty$, and modelling into the future is done by allowing $z \rightarrow -1$. $R(t)$ can then be recovered from $z(t)$.

This second approach makes it easier to calculate the angular diameter and related distances. This could be done using the equations in section 2. However, the equations for angular diameter distance have been developed in the case where the universe is ‘clumpy’ i.e. where it is only homogeneous and isotropic on average. The resultant equation is the Dyer-Roeder equation, as generalised in Linder (1988):

$$\ddot{r}_d + \left(\frac{3+q(z)}{1+z}\right)\dot{r}_d + \left(\frac{3}{2(1+z)}\sum_i(1+3w_i(z))\alpha_i(z)\Omega_i(z)\right)r_d = 0 \quad (45)$$

where $q(z)$ is the deceleration parameter, and the initial conditions are:

$$r_d(z_0, z_0) = 0 \quad (46)$$

$$\left.\frac{dr(z_0, z)}{dz}\right|_{z=z_0} = \frac{H_0}{H(z_0)(1+z_0)} \quad (47)$$

where we have deliberately not set $z_0 = 0$ so that angular diameter distance can be calculated for observers at any redshift, as is common in situations involving gravitational lensing. The clumpiness parameter (α_i), defined to be the ratio of the amount of component i smoothly distributed to the total. It is set to 1 in this paper, which gives the same solutions for angular diameter distance as section 2. Our codes can relax this condition, and future papers may explore the effect of inhomogeneities in dark energy models.