

Ultrahigh Energy Cosmic Rays Detection

Carla Aramo

*Istituto Nazionale di Fisica Nucleare - Sezione di Napoli
Complesso Universitario di Monte Sant'Angelo, Via Cintia, 80126 - Napoli*

Abstract. The paper describes methods used for the detection of cosmic rays with energies above 10^{18} eV (UHECR, UltraHigh Energy Cosmic Rays). It had been anticipated there would be a cutoff in the energy spectrum of primary cosmic rays around $3 \cdot 10^{19}$ eV induced by their interaction with the 2.7 °K primordial photons. This has become known as the GZK cutoff. However, several showers have been detected with estimated primary energy exceeding this limit.

INTRODUCTION

UHECRs form the tail of the cosmic-ray spectrum, which extends from 1 GeV to beyond 10^{20} eV [1]. Their energy is equivalent to that of a tennis ball moving at 100 km/h and their flux is about once a year every 100 km^2 of the earth's surface. Because of their rarity we know relatively little about them; in particular, we do not understand how or where these particles gain their remarkable energies. The prediction of the existence of the Greisen-Zatsepin-Kuzmin (GZK) cut-off [2] for particles with energy above $3 \cdot 10^{20}$ eV has been faulted with the detection of several showers generated by a primary particles with energy well beyond 10^{20} eV [3].

In this paper methods used for UHECR detection will be described. Moreover first results of P. Auger Observatory (PAO) will be shown. This experiment [4] has been conceived to measure the properties of the highest-energy cosmic rays with unprecedented statistical precision. The PAO detects ultra-high energy cosmic rays by implementing two complementary airshower techniques: the combination of a large ground array and fluorescence detectors. This hybrid observation of events allows a rich variety of measurements on a individual shower, providing much more information than with either detector alone.

The complete observatory will consist of two instruments, constructed in the northern and southern hemispheres, each covering an area of 3000 km^2 .

DETECTION TECHNIQUES

Currently UHECRs are investigated using two different detection methods. The first method consists on the distribution of a number of particle counters across a large

area allowing detection of particles which survive to the detection level. The other method exploits the excitation of nitrogen molecules by the particles in the shower and the associated fluorescence emission of light in the 300-400 nm band. The light is detected by photomultipliers and the profile of the shower in the atmosphere can be inferred rather directly.

UHECR detection with ground arrays

An air shower produces a large number of particles spread out over a large area at the observation level. Particles are detected with an array of detectors deployed over an appropriate area of many square kilometers. The separation of detectors is typically many hundreds of meters. The density of charged particle and their arrival time are measured at each detector location. These informations allow the reconstruction of shower axis and shower core (the impact point of the axis on the ground) by fitting the station signal size to expected lateral distribution function (LDF). The primary energy is estimated by a local charged particle density at fixed distance from the core in meters $S(\text{core distance})$ which depend by the array size. For example in the AGASA array was used $S(600)$ [5, 6] and in the PAO is used $S(1000)$ [7]. All of the arrays built to detect cosmic rays above 10^{19} eV have been located between 800 g cm^{-2} and sea level. This is appropriate, as the average maximum depth of showers of these primaries is about 750 g cm^{-2} and it is effective to study showers close to or beyond shower maximum. The shower disc has a thickness that increases from a few nanoseconds close to the shower core up to several microseconds at distances beyond 1 km. The accuracy of the timing measurement is only one of the factors that limit the directional precision: a second is the area of the

detector. With giant arrays the arrival direction has been measured to an accuracy of between 0.5° and 5° .

Detection with fluorescence detectors

The first successful implementation of the fluorescence technique was obtained by the Fly's Eye group [8]. The fluorescence detector follows the trajectory of an extensive air shower and measures the energy dissipated by shower particles in the atmosphere that acts as an air calorimeter of more than 10^{10} tons. For this purpose, the whole sky is viewed by many segmented mirrors focusing the collected fluorescence light emitted isotropically along the trajectory of the shower on a photomultiplier matrix. Correlation between the light intensity and light arrival time detected in each PMT provides unambiguous information on energy released and shower path in the atmosphere. The shower detector plane (SDP), defined in Figure 1, is constructed from sequence of hit photomultipliers. Then the distance to the shower axis (impact parameter) R_p and incident angle ψ in the plane are determined by fitting the time sequence of several photomultiplier signals. Once the track geometry is determined, the number of photons N_γ received by a photomultiplier is calculated. Since there is also contamination from direct and scattered Cerenkov light, the longitudinal size $N_e(x)$ of the extensive air shower for each angular bin is calculated via an iterative process to remove those contributions which depend upon the viewing angle between the pointing direction of the photomultiplier and the shower axis. The resultant photoelectrons are directly proportional to the number of charged particles in the angular bin. From the integration, $\int N_e(x)dx$, the total track length is estimated. If a shower is seen simultaneously by two fluorescence detectors (stereo event), a shower detector plane for each one can be determined and the intersection of these planes defines the shower trajectory without timing information. The total track length can also be determined independently by each detector.

AGASA and HiRes Experiment

As an example of the two techniques above described AGASA [9] and HiRes [10] Experiment are discussed. AGASA was operated at the Akeno Observatory (Tokyo), the operation had been started in February 1990 and was closed in January 2004 with an $\sim 95\%$ overall live ratio. In an $\sim 100 \text{ km}^2$ area 111 detector stations were deployed. Each station was equipped with 2.2 m^2 surface detector with a 5 cm-thick scintillator viewed by a PMT. At 27 southern stations muon detectors were built. They consisted of 14–20 proportional

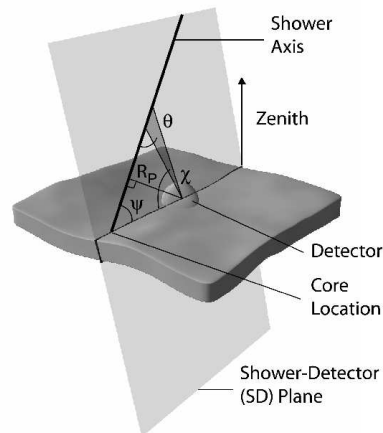


FIGURE 1. The geometry of the reconstruction for a monocular air fluorescence detector

counters aligned below an absorber (30 cm-thick iron or 1 m-thick concrete: 0.5 GeV threshold energy for vertical incidence). The primary energy was estimated by a local charged particle density at 600 m from the core, known as $S(600)$: $E[\text{eV}] = 2.03 \times 10^{17} \cdot S(600)$. The error of primary energy determination is $\pm 30\%$ at $10^{19.5} \text{ eV}$ and $\pm 25\%$ at 10^{20} eV . The exposure of AGASA is almost constant above $\sim 7 \times 10^{18} \text{ eV}$ and is $5.8 \times 10^{16} \text{ m}^2 \text{ sr s}$. Figure 2 shows the energy spectrum of UHECRs above $10^{18.5} \text{ eV}$ [11]. The vertical axis denotes the differential flux multiplied by E^3 . Poisson bounds are given at a confidence level (CL) of 68%. Upper limits are given at a 90% CL. The dashed curve represents the expected flux by the GZK hypothesis for the uniform source distribution [12]. The most noticeable feature is the observation of cosmic rays beyond the GZK cutoff energy. Eleven events were detected above 10^{20} eV against the expected ~ 1.9 events [9].

HiRes Experiment have two detectors located atop desert mountains in west central Utah. The detectors consist of mirrors that collect fluorescence light and focus it on arrays of 256 hexagonal photomultiplier tubes (PMT's). Each PMT subtends about one degree of sky. The HiRes-I detector consists of 21 mirrors arranged to look from 3 to 17 degrees in elevation and almost 360 degrees in azimuth. The HiRes-II detector, located 12.6 km SW of HiRes-I, consists of 42 mirrors, which cover 3 to 31 degrees in elevation and almost 360 degrees in azimuth. The spectrum of the HiRes-I and HiRes-II detectors, observing in monocular mode are shown in Figure 2 where a marked deficit of events above $10^{19.8} \text{ eV}$ can be noted. This energy is the threshold for pion production in interactions between cosmic ray protons and the average photon of the CMBR; i.e., the deficit occurs at the energy of the GZK cutoff. On the contrary the results of the AGASA experiment seem to indicate that the spectrum

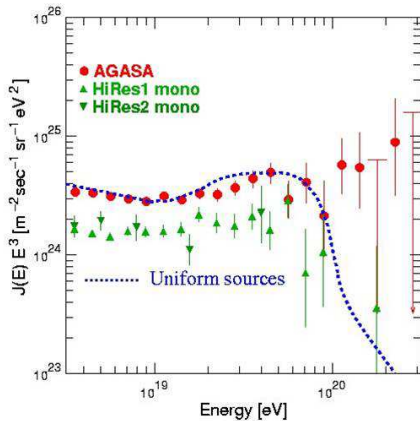


FIGURE 2. UHECR energy spectrum

continues above the ankle at a constant power law. To test whether HiRes data are consistent with this interpretation of the Agasa result, the HiRes data were fit, from the ankle to the pion production threshold, to a power law, then continue the power law to higher energies. This tests the hypothesis that the GZK cutoff is absent, as the AGASA data seem to show. The power law index is 2.8 ± 0.1 . If the cutoff were absent HiRes expect to see 29.0 events above $10^{19.8}$ eV, while only 11 event have been seen. The Poisson probability of seeing 11 or fewer events, with a mean of 29.0, is 1×10^{-4} [10].

PIERRE AUGER OBSERVATORY

The PAO was designed to observe, in coincidence, the shower particles at ground and the associated fluorescence light generated in the atmosphere. This is achieved with a large array of water Cherenkov detectors coupled with air-fluorescence detectors (eyes) that overlook the surface array. It is not simply a dual experiment. Apart from important cross-checks and measurement redundancy, the two techniques see air showers in complementary ways. The surface detector (SD) measures the lateral structure of the shower at ground level, with some ability to separate the electromagnetic and muon components. On the other hand, the fluorescence detector (FD) records the longitudinal profile of the shower during its development through the atmosphere. A hybrid event is an air shower that is simultaneously detected by the fluorescence detector and the ground array. Data are recovered from both detectors whenever either system is triggered. The Observatory started operation in hybrid production mode in January, 2004. Surface stations have a 100% duty cycle while fluorescence eyes can only operate on clear moonless nights. Both surface and fluores-

cence detectors have been running simultaneously 14% of the time. The SD accumulated acceptance is larger than $1600 \text{ km}^2 \text{ sr yr}$ while the FD acceptance is $\sim 14\%$ of the SD due to the limited duty cycle [13]. The number of hybrid events represents 10% the statistics of the surface array data. The southern site of the Pierre Auger Cosmic Ray Observatory in Argentina now covers an area of approximately 1500 km^2 with an exposure of $1750 \text{ km}^2 \text{ sr yr}$ and a full efficiency above 3 EeV for zenith angles less than 60° [14]. Two of the Auger fluorescence detector sites (Los Leones and Coihueco) have been operating in a stable manner since January 2004 and a third site (Los Morados) began operation in March 2005.

The Hybrid Performance and Measurements

A hybrid detector has excellent capability for studying the highest energy cosmic ray air showers. Much of its capability stems from the accurate geometrical reconstructions it achieves. Timing information from even one surface station can much improve the geometrical reconstruction of a shower over that achieved using only eye pixel information. The reconstruction accuracy is better than the ground array counters or the single eye could achieve independently. A core location resolution of 50 m is achieved. The resolution for the arrival direction of cosmic rays is 0.6° [15]. Due to the much improved angular accuracy, the hybrid data sample is ideal for anisotropy studies and, in particular, for point source searches. The combination of the air fluorescence measurements and particle detections on the ground provides an energy measurement almost independent of air shower simulations. The fluorescence measurements determine the longitudinal development of the shower, whose integral is proportional to the total energy of the electromagnetic particle cascade. At the same time, the particle density at any given distance from the core can be evaluated with the ground array. It is important to note that both techniques have different systematics, and results are preliminary at this stage while the Observatory is under construction. The hybrid analysis benefits from the calorimetry of the fluorescence technique and the uniformity of the surface detector aperture. Operation started in January, 2004 and over 16000 hybrid events have been successfully reconstructed up to now [16]. An example of hybrid and stereo (two FD eyes) event with an energy of $\sim 21 \text{ EeV}$ is reported in Figure 3.

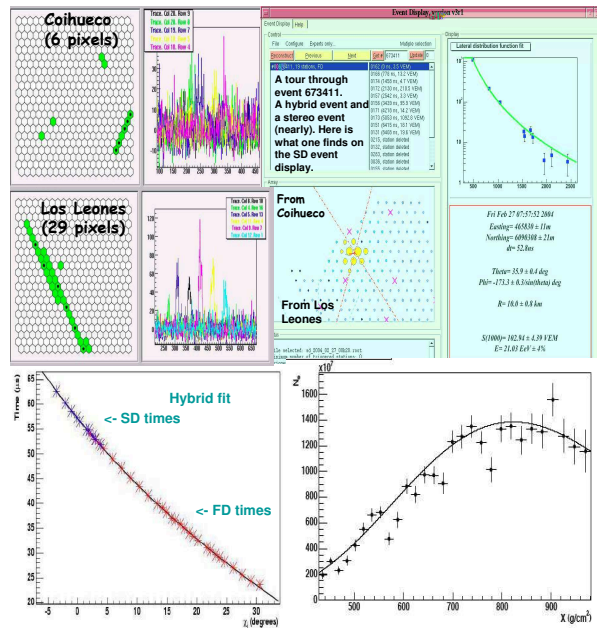


FIGURE 3. Example of hybrid stereo event (21 EeV). **Top:** at left, green line is the hit PMTs in FD camera of Coihueco eye (up) and Los Leone eye (down) with on the right the PMT signals of marked pixels. At right the SD informations: on the left the core position (10 km) as cross point of two lines that are the SDP from Coihueco and Los Leones and on the right the LDF function. **Down:** at left the hybrid time fit is shown with blue (red) points related to tanks (pixels in the FD camera). On the right the number of electrons as function of slant depth in the atmosphere is shown. The solid line is the Gaisser-Hillas function that best fit the data.

The first AUGER energy spectrum and Anisotropy Studies

The methods to calculate the cosmic ray energy spectrum are simple and robust, exploiting the combination of FD and SD. The methods do not rely on detailed numerical simulation or any assumption about the chemical composition. The spectrum in Figure 4 is only a first estimate and is related with data from 1 Jan 2004 through 5 Jun 2005 [17]. Events are included for zenith angle 0-60° and for energies above 3 EeV, in total 3525 events. It has significant systematic and statistical uncertainties. The indicated statistical error for each point comes directly from the Poisson uncertainty in the number of measured showers in that logarithmic energy bin. There is larger systematic uncertainty in the conversion of S(1000) to energy. Part of that comes from the FD energies themselves. The accuracy is limited by the available statistics, and the total systematic energy uncertainty grows with energy: from 30% at 3 EeV to 50% at 100 EeV. This uncertainty is indicated by horizontal double arrows in Figure 4, and a 10% systematic uncertainty in the exposure

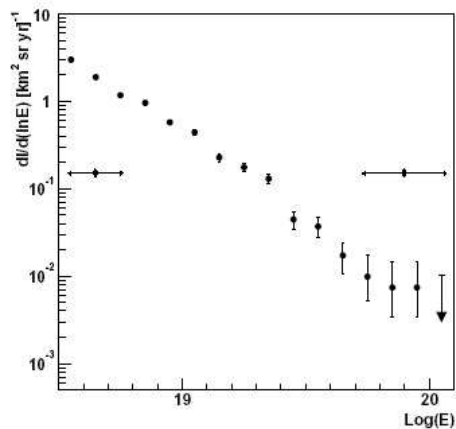


FIGURE 4. Estimated Auger energy spectrum [17]. Error bars on points indicate statistical uncertainty. Systematic uncertainty is indicated by double arrows at two different energies.

is indicated by vertical arrows.

The Auger data have been analyzed to search for excesses of events near the direction of the galactic center in several energy ranges around EeV energies [18]. In this region the statistics accumulated by the Observatory are already larger than that of any previous experiment. Using both the data sets from the surface detector and hybrid data sets any significant excess is found. These results do not support the excesses reported by AGASA and SUGAR experiments. An upper bound on the flux of cosmic rays arriving within a few degrees from the galactic center in the energy range from 0.8-3.2 EeV is set: $\Phi_s < 2.8 \xi 10^{-15} \text{ m}^{-2} \text{ s}^{-1}$ @ 95% CL with ξ in [1.0-4.0] [18]. Also the search for correlations of cosmic ray arrival directions with the galactic plane and with the super-galactic plane at energies in the range 1-5 EeV and 12 above 5 EeV found no significant excess [18].

ACKNOWLEDGMENTS

I wish to thank all the P. Auger Collaboration, in particular the Napoli group. I thank the organizers of IFAE 2005 for an exciting workshop and for their hospitality.

REFERENCES

1. M. Nagano and A.A. Watson, Rev. Mod. Phys., 72 (2000)
2. Greisen, K., Phys. Rev. Lett., 16 (1966) 748; Zatsepin, Z.T. and Kuz'min, V.A., Pisma Zh. Eksp. Teor. Fiz. 4 (1966)
3. C. Aramo(ed.) et al., "GZK and Surroundings" CRIS 2004 Nucl. Phys. B (Proc. Suppl.) 136 (2004) 1-453
4. The AUGER Coll., NIM A523 (2004) 50-95
5. Hillas, A.M. et al., 12th ICRC (Australia) 3 (1971) 1001
6. H.Y. Dai et al., J. Phys. G 14 (1988) 793
7. P. Ghia for AUGER Coll., 29th ICRC (India) (2005)
8. D. Bird et al., NIM A349 (1994) 592

9. Agasa Coll., Nucl. Phys. B (Proc. Suppl.) 136 (2004) 18
10. G. Thomson, Nucl. Phys. B (Proc. Suppl.) 136 (2004) 28
11. Takeda, M. et al., Astropart. Phys. 19 (2003) 447
12. Glushkov, A.V. et al., 28th ICRC (Japan) (2003) 389
13. J. Matthews for AUGER Coll., 29th ICRC (India) (2005)
14. E. Parizot for AUGER Coll., 29th ICRC (India) (2005)
15. C. Bonifazi for AUGER Coll., 29th ICRC (India) (2005)
16. M. Mostafa for AUGER Coll., 29th ICRC (India) (2005)
17. P. Sommers for AUGER Coll., 29th ICRC (India) (2005)
18. A. Selvon for AUGER Coll., 29th ICRC (India) (2005)