

DETERMINATION OF THE GALACTIC ROTATION USING OPEN STAR CLUSTERS: PRELIMINARY RESULTS

Peter M. Frinchaboy
and

Steven R. Majewski

University of Virginia, Department of Astronomy

P.O. Box 3818, Charlottesville, VA 22903-0818

pmf8b, srm4n@vrginia.edu

Abstract The dark matter distribution of the Milky Way remains among the major unsolved problems about our home galaxy. The masses of other spiral galaxies can be determined from their rotation curves through long-slit spectroscopy. But for the Milky Way obtaining the complete rotation curve is a more complex problem. By measuring the 3-dimensional motions of tracer objects the rotation curve and Galactic mass distribution can be derived, even outside the solar circle where H_I tangent point analysis is not possible. We present the first findings from a project to measure the motions of open clusters, both inside and outside the solar circle. From a nearly uniform sample of spectroscopic data for large numbers of stars in over 50 open clusters in the third and fourth Galactic quadrants, we derive the speed of Galactic rotation at the solar circle as $\Theta_0 = 214_{-9}^{+6}$ km s⁻¹. Future work will include clusters in the other Galactic quadrants and analysis of the local rotation curve.

Keywords: Galaxy: open clusters and associations, Galaxy: Fundamental parameters, Galaxy: Structure, Galaxy: Dynamics

Considering the importance of galactic potentials in shaping the chemodynamical evolution of their stellar populations, it is unfortunate that the surface mass distribution of the Milky Way is still poorly constrained, even while our knowledge of Galactic stellar abundance distributions grows ever more detailed. One reason for this shortcoming is the difficulty of determining the Galactic rotation curve in the outer disk. The inner Galactic rotation curve has been derived from tangent point analysis of H_I radial velocities (RVs; e.g., Malhotra 1995). However, outside the solar circle one must also obtain proper motions *and* reliable distances for some suitable stellar tracer population to properly derive the rotation curve. To this end, we have collected a near

uniform sample of spectroscopic data from stars in over 100 open clusters at medium–high resolution ($R \sim 15,000$) using the HYDRA multi-fiber spectrographs on the CTIO 4-meter and WIYN 3.5-meter telescopes. We specifically target stars for which proper motions have previously been measured (e.g., Dias et al. 2001), and place additional fibers on other stars in the field to expand the membership census in anticipation of future astrometric surveys (e.g., GAIA). The average motion of all verified members will yield a reliable, accurate systemic proper motion and RV for each cluster to trace the rotation curve. However, in this proceedings we focus specifically on an analysis of the speed of Galactic rotation at the solar circle (Θ_0) based solely on cluster RVs and positions.

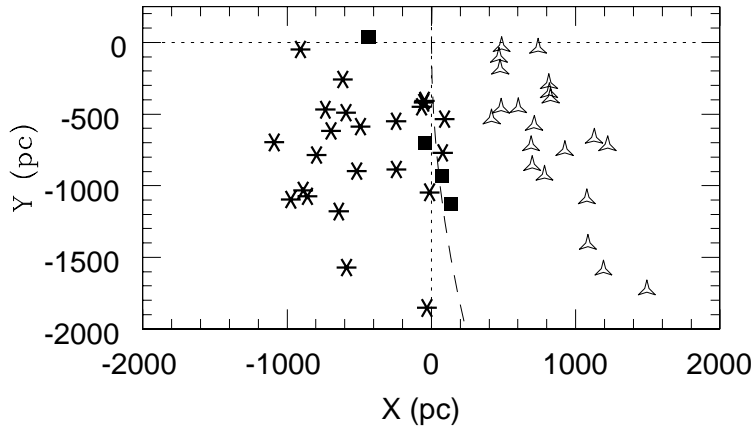


Figure 1. Visualization of the Milky Way in the X, Y coordinate system of the Galaxy with the Sun at $(0,0)$. The 56 clusters used here (primarily in the third and fourth Galactic quadrants) are shown by their V_{lsr} : stars ($V_{lsr} > 5 \text{ km s}^{-1}$), squares ($-5 < V_{lsr} < 5 \text{ km s}^{-1}$), and triangles ($V_{lsr} < -5 \text{ km s}^{-1}$). The transition between negative and positive V_{lsr} clusters lies near the solar circle (dashed line) as expected for well-behaved circular Galactic rotation.

Data for the sub-sample of 56 clusters presented here were all obtained using the Blanco 4-meter telescope at CTIO. The spectra were reduced using standard techniques. RVs were determined using the IRAF fxcor package as described in Frinchaboy et al. (2005). Cluster star members were isolated both from our RVs and the proper motion membership criteria of Dias et al. (2001, 2002a). We adopt a $\pm 5\text{--}10 \text{ km s}^{-1}$ RV range to discriminate cluster members, which is several times larger than the typical individual stellar RV errors ($1\text{--}2 \text{ km s}^{-1}$) and the expected velocity dispersions of these systems. With proper motions and RVs for each star we can, in principle, derive full space velocities, but we already have significant sensitivity to the speed of the local standard of rest through the cluster RVs and positions, for a conservative first analysis. An average of 8–9 stellar members per cluster yields a mean error in

systemic velocity for all clusters used here of 3.9 km s^{-1} . The analysis was completed using distances from the Dias et al. (2002b) catalog combined with our heliocentric RVs converted to V_{lsr} (see Figure 1) using the solar peculiar motion (U, V, W) velocities ($10, 5.2, 7.2$) km s^{-1} given in Binney & Merrifield (1998).

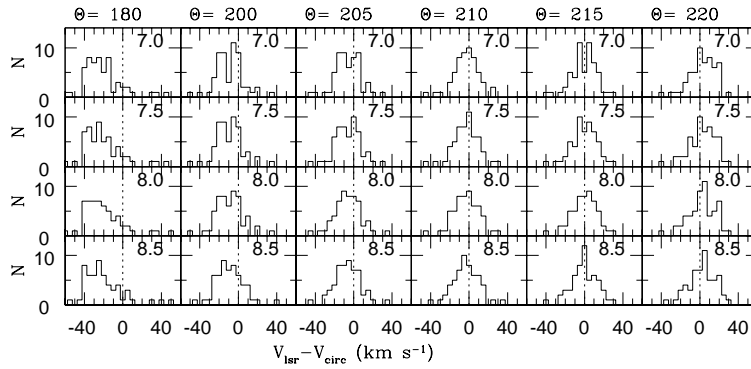


Figure 2. Histograms of the difference of $V_{lsr} - V_{circ}$ for the 56 open clusters for a range of adopted R_0 and Θ_0 . The dotted line denotes a difference of zero which corresponds to a flat rotation curve at the given Θ_0

Under the assumption that open clusters closely trace the circular speed of the Milky Way at their Galactic radius, we can predict their expected observed V_{lsr} under an assumed rotation curve and solar Galactocentric distance (R_0). For simplicity, we assume a flat rotation curve over the relevant Galactic radii. Comparison of our measured V_{lsr} 's to derived V_{circ} 's (i.e., the V_{lsr} a cluster would have in the same position for a flat rotation curve of speed Θ_0) over a range of R_0 (7.0–8.5 kpc) and Θ_0 (180–220 km s^{-1}) reveals a systematic trend with assumed Θ_0 but little apparent sensitivity to R_0 (see Figure 2). Over this range of R_0 the mean ($V_{lsr} - V_{circ}$) difference was consistently closest to zero when Θ_0 ranged between only 210–215 km s^{-1} . With finer analysis of the $\Theta_0 = 210\text{--}215 \text{ km s}^{-1}$ region (see Figure 3), we find that $(V_{lsr} - V_{circ}) = 0.0 \pm 0.2 \text{ km s}^{-1}$ for $\Theta_0 = 214_{-9}^{+6} \text{ km s}^{-1}$. The quoted errors are the 3σ deviation given by the error on the mean. This Θ_0 result is in the middle of the wide range of other recent findings that range from $\Theta_0 = 184 \text{ km s}^{-1}$ (Olling & Merrifield 1998) to $\Theta_0 = 255 \text{ km s}^{-1}$ (Uemura et al. 2000), two limiting values strongly ruled out by our open cluster velocities if the Milky Way has a well-behaved, simple, circular velocity field. Future work on this project will nearly double the number of clusters available (to approximately 100) and expand coverage to the first and second Galactic quadrants. Additionally, the proper motion data will be incorporated to investigate not only the mean Galactic rotation curve

but whether second order variations in the local velocity field of the disk can be discerned.

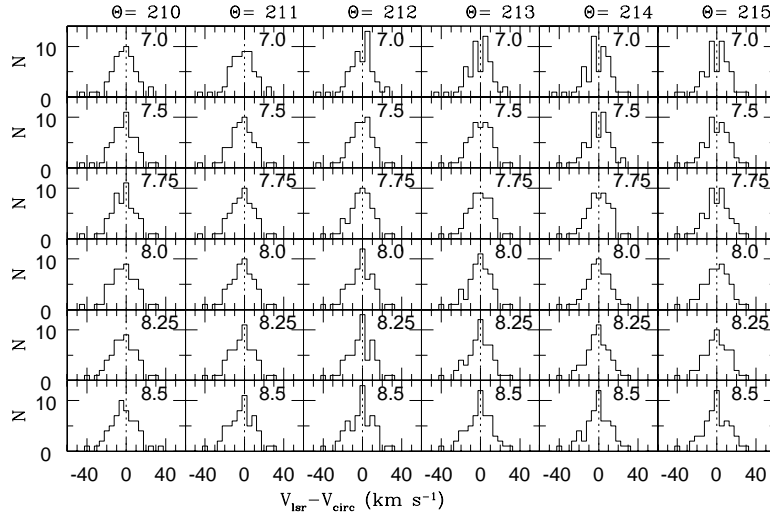


Figure 3. Same as Figure 2 with a finer grid of assumed Θ_0 . We find that $\Theta_0 = 214 \text{ km s}^{-1}$ provides the best match to the Local Standard of Rest velocity for our preliminary cluster sample.

Acknowledgments

We would like to thank the NOAO TAC for granting this project long-term status and NOAO for travel support of this thesis. We acknowledge funding by NSF grant AST-0307851, NASA/JPL contract 1228235, the David and Lucile Packard Foundation, and the F.H. Levinson Fund of the Peninsula Community Foundation. PMF also acknowledges support from the Virginia Space Grant Consortium, an AAS International Travel Grant, and the conference organizers.

References

- Binney, J. & Merrifield, M., 1998, Galactic Astronomy (Princeton University Press), p. 627
- Dias, W. S., Lepine, J. R. D. & Alessi, B. S. , 2001, A&A, 376, 441
- Dias, W. S., Lepine, J. R. D. & Alessi, B. S. , 2002, A&A, 388, 168
- Dias, W. S., Alessi, B. S. , Moitinho, Lepine, J. R. D. & Alessi, B. S. , 2002, A&A, 389, 871
- Frinchaboy, P. M., Munoz, R. R., Phelps, R. L., Majewski, S. R., & Kunkel, W. E. 2005, AJ, *submitted*
- Malhotra, S., 1995, ApJ, 448, 138
- Olling, R. P. & Merrifield, M. R., 1998, MNRAS, 297, 943
- Uemura, M., Ohashi, H., Hayakawa, T., Ishida, E., Kato, T., & Hirata, R., 2000, PASJ, 52, 143