

# NEARBY STARS FROM THE LSPM-NORTH PROPER MOTION CATALOG. I. MAIN SEQUENCE DWARFS AND GIANTS WITHIN 33 PARSECS OF THE SUN.

SÉBASTIEN LÉPINE

Department of Astrophysics, Division of Physical Sciences, American Museum of Natural History, Central Park West at 79th Street, New York, NY 10024, USA

*Accepted for publication in the Astronomical Journal*

## ABSTRACT

A list of 4,131 dwarfs, subgiants, and giants located, or suspected to be located, within 33 parsecs of the Sun is presented. All the stars are drawn from the new LSPM-north catalog of 61,976 stars with annual proper motions larger than  $0.15'' \text{ yr}^{-1}$ . Trigonometric parallax measurements are found in the literature for 1,676 of the stars in the sample; photometric and spectroscopic distance moduli are found for another 783 objects. The remaining 1,672 objects are reported here as nearby star candidates for the first time. Photometric distance moduli are calculated for the new stars based on the  $(M_V, V-J)$  relationship, calibrated with the subsample of stars which have trigonometric parallaxes. The list of new candidates includes 539 stars which are suspected to be within 25 parsecs of the Sun, including 63 stars estimated to be within only 15 parsecs. The current completeness of the census of nearby stars in the northern sky is discussed in light of the new candidates presented here. It is estimated that  $\approx 32\%$  ( $\approx 18\%$ ) of nuclear burning stars within 33 parsecs (25 parsecs) of the Sun remain to be located. The missing systems are expected to have proper motions below the  $0.15'' \text{ yr}^{-1}$  limit of the LSPM catalog.

*Subject headings:* astrometry — surveys — stars: kinematics — solar neighborhood

## 1. INTRODUCTION

Proper motion catalogs have historically been the primary sources for the identification of stellar systems in the vicinity of the Sun. While star distances are ultimately determined from measurements of annual parallactic motions, these require a substantial investment of time and effort. Parallax programs are thus most successful when they rely on input lists of objects already suspected to be nearby. Since a large proper motion is an indicator of proximity, high proper motion (HPM) stars have always been prime targets for parallax programs. It is a historical fact that the vast majority of the stars now known to be in the “Solar Neighborhood” ( $d < 25$  pc), and recorded in compendiums such as the *Third Catalog of Nearby Stars* (Gliese & Jahreiss 1991) hereafter the CNS3, or the NASA *NStars Database*<sup>1</sup>, have first been identified as HPM stars.

Perhaps the most important feature of the nearby star census is the fact that it is dominated by low-luminosity red dwarfs, with absolute magnitudes  $9 \lesssim M_V \lesssim 16$ . The vast majority of the “Solar Neighborhood” red dwarfs are therefore not listed in the HIPPARCOS catalog (Perryman 1997) which has a limiting magnitude  $V \approx 12$ . On the other hand, most nearby red dwarfs are expected to be detected on the photographic plates of the large Schmidt telescope surveys (e.g. POSS-I, POSS-II, SES, AAO) which typically reach  $V \approx 20$ . Because nearby red dwarfs have optical colors similar to those of distant giants or dust-reddened stars, they are most easily and reliably identified by their large proper motions. In fact, the main strength of proper motion surveys is that they can locate nearby stars independently of their physical appearance (color, luminosity).

One caveat is that a high proper motion is neither a necessary nor a sufficient condition for a star to be nearby. Nearby stars can have small proper motions if their motion vector is pointing toward, or away from the Sun (Garcia-Sanchez *et al.*

2001). Conversely, distant stars can have large proper motions if their transverse motion relative to the Sun is also large, such as is typically the case for stars on Galactic Halo orbits. Hence the dilemma: the completeness of a nearby star census based on proper motion surveys increases as the proper motion limit is set to smaller values, but decreasing the proper motion limit also greatly increases the number of distant stars that make it into the survey, which can be viewed as “contaminants” for parallax programs aimed at finding the nearest stars.

The earlier proper motion catalogs of Wolf (1919) and Ross (1939) had relatively high proper motion limits ( $\mu > 0.3'' \text{ yr}^{-1}$ – $0.5'' \text{ yr}^{-1}$ ) and together contained a little over 2500 stars, a manageable size for parallax programs. However, later catalogs became increasingly larger, bringing the number of known high proper motion stars to sizes difficult to manage. The catalogs by Giclas, Burnham, & Thomas (1971) and Giclas, Burnham, & Thomas (1978) contain 11,000+ stars with  $\mu > 0.2 \text{ yr}^{-1}$ , while the famous “NLTT catalog” of Luyten (1979b), the main reference in the field for 25 years, contains over 58,000 stars with  $\mu > 0.18 \text{ yr}^{-1}$ , down to a magnitude  $V = 20$ . These large catalogs provide several times more targets than can be handled by existing ground-based parallax programs (Monet *et al.* 1992; Henry *et al.* 2002; Dahn *et al.* 2002). To illustrate this, one need only consider the Yale catalog of trigonometric parallaxes (van Altena, Lee, & Hoffleit 1995), which compiles all published ground-based parallax measurements prior to 1995, and which contains data for only 1501 stars fainter than  $V = 12$ . Given these limitations, most efforts at finding nearby stars have focused on a subsample of the NLTT, the “LHS catalog” Luyten (1979a), which basically lists the 4470 NLTT stars with the largest proper motions ( $\mu \gtrsim 0.5'' \text{ yr}^{-1}$ ).

It is however possible to mine large proper motion catalogs for nearby stars, by using secondary distance estimators such as photometric or spectroscopic distance moduli. Photometry and spectroscopy are more readily obtained for large samples of objects than parallax measurements, although they provide

<sup>1</sup> <http://nstars.arc.nasa.gov>

much less reliable distance estimates. But even approximate distance moduli can be used to trim a large proper motion sample down to a more manageable list of probable nearby stars. Luyten himself devoted substantial efforts to obtaining photographic magnitudes and colors for all the stars in his catalogs, though these were sometimes only approximate. While his  $m_{pg}, m_r$  photographic magnitude system was used to identify some nearby objects (Gliese & Jahreiss 1980), its usefulness in estimating distance moduli for the ubiquitous red dwarfs was found to be very limited in practice (Weis 1984). More photometric/spectroscopic data was needed, and the follow-up VRI photometric survey of  $\approx 2000$  NLTT stars with  $\mu < 0.5'' \text{ yr}^{-1}$  (Weis 1986, 1987, 1988) proved successful in identifying 295 new Solar Neighborhood candidates.

A major advance came with the availability of accurate infra-red JHK<sub>s</sub> photometry from the 2 Micron All-Sky Survey (2MASS). In a series of papers (“Meeting the Cool Neighbors. I-IX.”), I. N. Reid and colleagues used data from the 2MASS *Second Incremental Release* to systematically mine the NLTT for nearby stars. In the first paper of their series, a combination of Luyten’s estimated photographic red magnitude ( $m_r$ ) with accurate  $K_s$  magnitudes from the 2MASS *second incremental release* was successfully used to identify a subsample of candidate red dwarfs within 20 pc of the Sun (Reid & Cruz 2002). Distance moduli were calculated based on the 2MASS magnitudes and follow-up BVRI photometry (Reid, Kilkenny & Cruz 2002), and spectroscopy (Cruz & Reid 2002; Reid *et al.* 2003a) of the NLTT candidates. Unfortunately, positions quoted in the NLTT catalog often contain large errors (Gould & Salim 2003); this proved a major impediment, as 2MASS counterparts of NLTT stars sometimes could not be found, or were mismatched. These problems were mitigated by the use of the *revised NLTT* (or rNLTT) catalog of Salim & Gould (2003), which provide re-estimates of NLTT positions, and through the use of additional selection criteria (e.g. color-color cuts) to identify and reject mismatches (Reid *et al.* 2004).

With these successes, the nearby star census appears now to be only limited by the NLTT catalog itself. Apart from the issues of the accuracy of its photometry and astrometry, the NLTT has long been known to be significantly incomplete in some parts of the sky (Dawson 1986). The nearby star census would benefit from a more complete proper motion survey, but also from an expansion to fainter magnitudes, and especially from an expansion to smaller proper motions, the NLTT itself being limited to stars with  $\mu > 0.18'' \text{ yr}^{-1}$ .

This is why the new LSPM-north catalog, as a replacement of the old NLTT, promises to improve significantly on nearby stars surveys. The LSPM-north catalog (Lépine & Shara 2005) is the product of a massive data mining of the Digitized Sky Surveys (DSS) with a specialized software (SUPERBLINK) that uses image subtraction algorithms to identify moving and variable objects. The LSPM-north lists 61,976 stars with proper motions  $\mu > 0.15$  down to  $V=21.0$ , and is estimated to be  $> 99\%$  complete down to  $V = 19$ . Besides being marginally deeper, and significantly more complete than the NLTT, the LSPM is also much more accurate, with positions within  $1''$  at the 2000.0 epoch, and optical photographic magnitudes to  $\pm 0.3 - 0.5$  mags obtained from the USNO-B1.0 catalog of Monet *et al.* (2003). The LSPM-north catalog also provides counterparts from the 2MASS *All Sky Point Source Catalog* (Cutri *et al.* 2003) when they exist. By being deeper, more accurate, and more complete, the LSPM-north catalog supersedes the NLTT in all respects (though

only at northern declinations for now). The use of the 2MASS *All Sky Point Source Catalog* also offers the opportunity to expand significantly upon the Reid *et al.* analysis, which was restricted to the fraction of the sky covered by the 2MASS *Second Incremental Release*.

The first paper of this series presents our initial efforts at identifying nearby stars in the LSPM-north catalog, specifically the identification of new candidate main-sequence dwarfs within 33pc of the Sun. Data are found in the literature for all LSPM stars that have published trigonometric parallaxes or photometric/spectroscopic distance moduli. A calibration of the  $[M_V, V-J]$  relationship in the  $V, J$  system of the LSPM-north catalog provides the identification of 1672 new candidate nearby stars with distances estimated to be within 33pc of the Sun. Identification of nearby white dwarfs from the LSPM-north catalog will be detailed in the second paper of this series, while a subsequent paper will address the problem of identifying nearby metal-pool subdwarfs (Lépine, *in preparation*).

This paper is organized as follows: §2 describes the calibration of the  $M_V, V-J$  color magnitude relationship for main sequence dwarfs, which is used to estimate photometric distance moduli of LSPM stars. §3 gives complete lists of nearby dwarfs listed in the LSPM catalog for which there exists published trigonometric parallaxes or photometric/spectroscopic distance moduli, and presents the selection of new candidate stars within 33pc. §4 analyzes the current completeness level of the nearby star census in terms of limiting magnitude and proper motion selection. The main results are summarized in the conclusion (§5).

## 2. STELLAR DISTANCE ESTIMATES

### 2.1. Trigonometric parallax standards

Photometric distance moduli  $(m-M)_{V,J}$  for all main sequence LSPM-north stars are estimated based on a color-magnitude relation in the  $(V, V-J)$  color-magnitude system used in the LSPM-north catalog. An absolute magnitude-color calibration  $M_V = M_V(V-J)$  is calibrated with a subsample of 3,104 LSPM stars for which there exist reliable trigonometric parallax ( $\pi_{trig}$ ) measurements. Most calibration stars are selected from the Hipparcos and Tycho catalog (Perryman 1997), and from the Yale catalog of trigonometric parallaxes (van Altena, Lee, & Hoffleit 1995) – hereafter YPC. Calibration stars are selected based on the following criteria: [1] the star has a measured  $\pi_{trig}$  with an estimated accuracy better than 10%, [2] the star has  $\pi_{trig} > 0.025''$ , placing it within 40pc of the Sun. [3] the star does not have a companion within  $\rho = 15''$ . The first constraint ensures that absolute magnitudes can be calculated from apparent magnitudes with an accuracy of  $\pm 0.1$  mag. The second constraint is used because our calibration is to be applied in determining distances for nearby stars, and we wish to compare objects of a given color class over a similar distance range in order to avoid or limit biases such as dust reddening or possible systematic errors in our USNO-B1.0 optical magnitudes. The third constraint excludes proper motion doubles with small separations, for which  $V$  and  $J$  magnitudes are often affected by large errors, particularly for the faint companions.

The Hipparcos and Tycho catalog provides accurate space-based parallaxes for 1530 LSPM stars. The Hipparcos parallaxes generally have errors under 5 mas. Unfortunately, these are limited to relatively bright ( $V < 12$ ) objects, which are only effective in mapping the brighter half of the main sequence (from spectral types OB to spectral type K). For

the low-luminosity red dwarfs (spectral type M), one has to rely on ground-based parallaxes. The YPC catalog compiles most ground-based parallaxes published in the literature before 1995. These, however, are not as homogeneous or accurate as the Hipparcos parallaxes, and sometimes have errors as large as 40-50 mas. After applying the criteria above, we find reasonably accurate YPC parallaxes for a total of 695 additional LSPM stars.

Hipparcos parallaxes can also be used for a limited number of fainter stars that happen to be common proper motion companions of Hipparcos objects (and are thus physically related and at the same distance). By cross-correlating LSPM positions with the Hipparcos and Tycho catalog, we find 60 LSPM stars to be common proper motion companions of  $\pi_{\text{trig}} > 0.025''$  Hipparcos stars, with angular separations  $\rho > 15''$  between the components. The secondaries range in absolute magnitude from  $M_V = 7.8$  to  $M_V = 14.8$ .

Despite these additions, the combined sample of Hipparcos and YPC stars remains deficient in objects at the bottom of the main sequence ( $M_V > 15$ ). Accurate parallaxes of very low-mass M and L dwarfs have however been published in Dahn *et al.* (2002) and in Reid *et al.* (2003b). These papers provide parallaxes for 13 faint LSPM stars, of which 11 have  $M_V > 15$ . Finally, a search of the NStars database provides reliable parallaxes (compiled from a variety of sources) for 52 additional LSPM stars, including 16 with  $M_V > 15$ . The final tally is 1,951 objects to be used as color-magnitude calibrators.

## 2.2. Photometric distance modulus calibration

Absolute magnitudes  $M_V$  for stars in the calibration subsample are calculated from their apparent  $V$  magnitudes and observed trigonometric parallaxes  $\pi_{\text{trig}}$ . These are plotted against their  $V - J$  colors in Figure 1. The main sequence is clearly visible, as is the white dwarf sequence on the lower left of the diagram. A few stars are found in between, and are most probably subdwarfs. The top of the main sequence ( $M_V < 10$ ) is more densely populated than the bottom ( $M_V > 10$ ), which reflects the systematic availability of accurate  $\pi_{\text{trig}}$  for bright stars (from the Hipparcos catalog). At this time, only limited samples of fainter stars have accurate (ground-based) parallaxes.

For the main sequence (MS) stars, we find a monotonic relationship between the  $V - J$  color index and the absolute magnitude  $M_V$ . The relationship has several inflection points. We subdivide it into 5 segments. For each, we calculate the relationship from a linear regression of the data points (least squares fitting). We map the main sequence as follows:

$$\begin{aligned} M'_V &= 0.08 + 3.89(V - J) & [0.7 < V - J < 1.5] \\ M'_V &= 2.78 + 2.09(V - J) & [1.5 < V - J < 3.0] \\ M'_V &= 1.49 + 2.52(V - J) & [3.0 < V - J < 4.0] \\ M'_V &= 2.17 + 2.35(V - J) & [4.0 < V - J < 5.0] \\ M'_V &= 4.47 + 1.89(V - J) & [5.0 < V - J < 9.0] \end{aligned} \quad (1)$$

For any MS star, we can then calculate a photometric distance modulus  $(m - M)_{V,J}$  with:

$$(m - M)_{V,J} = V - M'_V, \quad (2)$$

where  $M'_V = M'_V(V - J)$  follows the relationships defined above. Photometric parallaxes  $\pi_{\text{phot}}$  can then be estimated with:

$$\pi_{\text{phot}} = 10^{-\frac{(m - M)_{V,J}}{5}}. \quad (3)$$

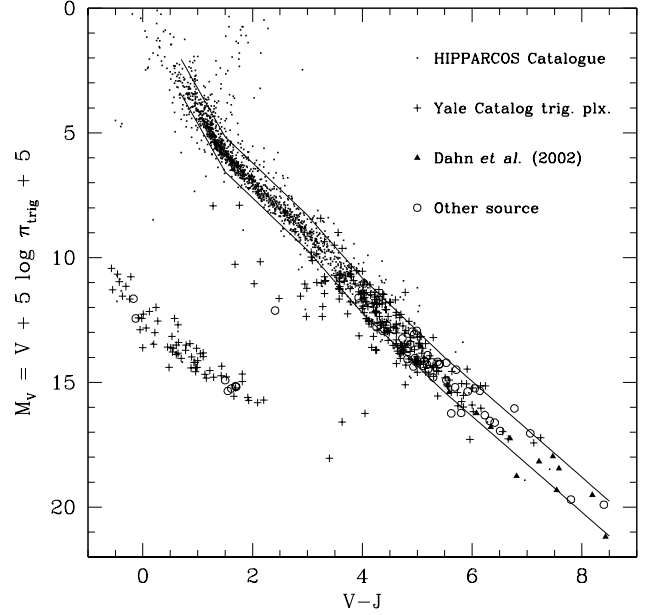


FIG. 1.— Color-magnitude diagram for 1,987 stars in the LSPM catalog for which there are measured trigonometric parallaxes  $\pi_{\text{trig}} > 0.025''$  with 10% or better accuracy. Different labels indicate the source of  $\pi_{\text{trig}}$ . The main sequence is well defined, and so is the cooling sequence of white dwarfs (lower left). There is also a subgiant/giant spur discernible around  $V - J = 2$ ,  $0 < M_V < 5$ . Solid lines are traced  $\pm 0.65$  mags from our fitted color-magnitude relationship (see text). Stars with  $V - J > 3$  falling above the lines are possibly unresolved doubles, while objects falling between the main sequence and white dwarf sequence are most probably (metal-poor) subdwarfs.

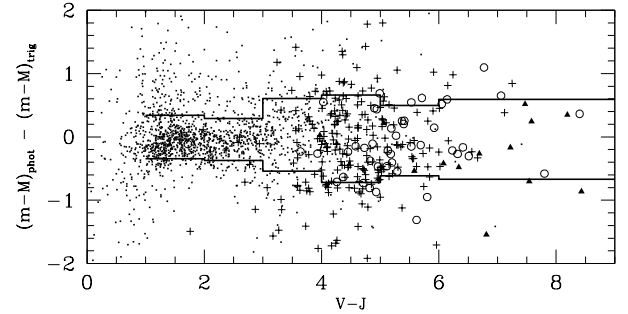


FIG. 2.— Difference in the distance moduli calculated from the trigonometric and photometric parallaxes, for the sample of distance calibration stars shown in Figure 1. The solid lines show the running  $1\sigma$  dispersion. The dispersion is  $\approx 0.45$  for  $V - J < 3$  stars, which mostly consist of Hipparcos objects, for which both  $V$  and  $J$  are relatively accurate. For redder ( $V - J > 3$ ) stars, whose  $V$  magnitudes are based on photographic plate measurements, the dispersion is  $\approx 0.65$ . This indicates a mean error of up to 35% on photometric distance estimates).

TABLE 1  
MEAN ERRORS IN THE  
PHOTOMETRIC DISTANCE MODULI

V-J	$X=(m-M)_{trig}-(m-M)_{V,J}$		
	$\bar{X}$	$\sigma_X$	$n_X$
1.0 - 2.0	-0.001	0.344	647
2.0 - 3.0	-0.042	0.331	372
3.0 - 4.0	0.034	0.573	259
4.0 - 5.0	-0.027	0.690	196
5.0 - 6.0	-0.059	0.557	69
6.0 - 9.0	-0.038	0.631	32

### 2.3. Calibration accuracy

We estimate the accuracy of our photometric distance moduli by calculating  $(m-M)_{V,J}$  for all our calibration stars, and comparing with the trigonometric distance moduli  $(m-M)_{trig}$ , where

$$(m-M)_{trig} = -5 \log \pi_{trig} - 5. \quad (4)$$

For each star, we calculate the difference between the trigonometric and photometric distance moduli  $(m-M)_{trig} - (m-M)_{V,J}$ . These are plotted in Figure 2 as a function of  $V-J$  for our calibration stars. We find a dispersion that increases from  $\sigma \approx 0.34$  mag at  $V-J < 3.0$  to  $\sigma = 0.69$  mag at  $4.0 < V-J < 5.0$ , and down to  $\sigma = 0.56$  mag at  $5.0 < V-J < 6.0$ . The values for the scatter in the color-magnitude relationship are listed in Table 1, for given ranges in  $V-J$ . These provide standard errors for the  $(m-M)_{V,J}$  distance moduli estimates.

The smaller (larger) errors on  $\pi_{phot}$  for the bluer (redder) stars is largely consistent with the expected accuracy of the  $V$ -band magnitudes in the LSPM. The bluer calibration stars happen to be among the brighter stars in the LSPM catalog ( $V < 12$ ) for which the  $V$  magnitudes are quoted from the TYCHO-2 catalog Hog *et al.* (2000), and are accurate to  $\pm 0.1$  mag. Most of the redder calibration stars, on the other hand, are drawn from the group of fainter LSPM stars, which have their  $V$  magnitudes estimated from photographic plate measurements, mostly based on magnitudes from the USNO-B1.0 catalog of Monet *et al.* (2003) which are only accurate to  $\pm 0.3-0.5$  mag.

One must note that at a given  $(V-J)$ , the error in the distance modulus is generally not equivalent to the error in the  $V$  magnitude. Rather, it depends on the slope  $b$  of the color-magnitude relationship  $M'_V = a + b(V-J)$ . From equation 3, we see that a  $\delta V$  error in  $V$  propagates as  $(b-1)\delta V$ . Hence for  $b > 1$ , a steeper slope means a larger error on the photometric distance modulus for a given  $\delta V$ . Hence between  $4 < (V-J) < 5$ , the  $\pm 0.5$  mag error on the photographic magnitudes is expected to yield an  $\approx \pm 0.68$  mag error on the distance modulus, which is consistent with our results.

In any case, the dispersion in  $(m-M)_{trig} - (m-M)_{phot}$  cannot be attributed only to errors in the  $V$ -band magnitude measurements. There is an *intrinsic* dispersion in the color-magnitude relationship caused by a variety of factors such as multiplicity, variability, and metallicity. This has been known historically as the “cosmic scatter”. This scatter is clear from the 0.3 mag dispersion observed for  $(V-J) < 3$  stars, whose  $V$  magnitudes are those determined from HIPPARCOS measurements, and are generally accurate to better than 0.03 mag. Intrinsic factors are also probably responsible for the existence of the several outliers ( $> 2\sigma$  from the mean). These can be unresolved

doubles, variables, or even metal-poor subdwarfs that are naturally expected to fall below the metal rich main sequence of the local Galactic disk stars.

### 2.4. Lutz-Kelker corrections

The direct calibration of absolute magnitudes using parallax measurements is generally susceptible to a type of systematic errors, known as the Lutz-Kelker bias. A nice review of the topic can be found in Sandage & Saha (2002). This bias generally results in absolute magnitudes being overestimated, and is dependent of the ratio of the parallax measurement errors over the measured parallaxes  $\sigma_\pi \pi^{-1}$ . Given that our calibrators were selected to have  $\sigma_\pi \pi^{-1} < 0.1$ , and given the stars were selected based on proper motion, we need to determine whether the Lutz-Kelker is significant, and whether corrections should be applied.

Generally, the Lutz-Kelker bias occurs in a subsample of objects with measured parallaxes  $\pi_0$  and affected by measurement errors  $\sigma_\pi$ , when the distribution of true parallaxes  $\pi$  in the underlying population decreases monotonically with  $\pi$  (as when the number of calibrators increases with distance). The measurement errors are symmetric about  $\pi_0$ , but the probability distribution  $P(\pi|\pi_0)$  is not because of the asymmetry in the distribution of  $\pi$  values around  $\pi_0$ . Simply put, because there are more distant stars than nearer ones, a star with measured parallax  $\pi_0$  is more likely to be a distant star whose parallax is overestimated ( $\pi < \pi_0$ ) than a nearby one whose parallax is underestimated ( $\pi > \pi_0$ ). On average, the mean parallax of a group of stars will thus be overestimated, which means the derived absolute magnitude will be overestimated too. The classical case investigated by Lutz & Kelker (1973) is the one where the calibrators are uniformly distributed in space, for which the distribution in true parallax follows  $f(\pi) \sim \pi^{-4}$ . An analytical derivation indicates a bias in the absolute magnitude calibration of +0.11 mag for  $\sigma_\pi \pi^{-1} = 0.10$ , down to +0.02 mag for  $\sigma_\pi \pi^{-1} = 0.05$ , and +0.01 mag for  $\sigma_\pi \pi^{-1} = 0.025$ .

All our calibrators have  $\sigma_\pi \pi^{-1} < 0.10$ , following our selection criteria. The HIPPARCOS stars, which populate the upper half of the main sequence ( $M_V < 10$ ), tend to have significantly more accurate parallax measurements, with  $\langle \sigma_\pi \pi^{-1} \rangle = 0.036$ . This value corresponds to a very small classical Lutz-Kelker bias of only +0.014 mag. For the calibrators that define the lower half of the main sequence ( $M_V > 10$ ), our sample has  $\langle \sigma_\pi \pi^{-1} \rangle \simeq 0.048$ , which corresponds to a bias of +0.019 mag.

However, the above values most probably *overestimate* the actual Lutz-Kelker bias in our data. The reason is that our sample of calibrators is not drawn from the general supersample of stars in the Solar neighborhood (whose density is uniform) but rather from a restricted supersample that includes only stars with proper motions above a certain value. This proper motion limit is  $\mu = 0.15'' \text{yr}^{-1}$  for the HIPPARCOS objects (the lower limit of the LSPM-NORTH catalog). For the fainter calibration, it is much larger because faint parallax targets have historically been selected among subsamples of stars with very large proper motions (e.g. the LHS catalog, with a proper motion limit  $\mu = 0.5'' \text{yr}^{-1}$ ). The effect of drawing the calibrators from a proper-motion selected supersample tends to reduce the Lutz-Kelker bias, because the supersample will be increasingly incomplete at larger distances (see §4 below), and the distribution function  $f(\pi)$  will be shallower than in the classical case. Estimates of the Lutz-Kelker bias for shallower distribution has been investigated by e.g. Hanson (1979), who showed that for power law distributions

$f(\pi) \sim \pi^{-n}$  with  $n < 4$ , the magnitude of the Lutz-Kelker correction is reduced compared with the classical case ( $n = 4$ ).

Given the uncertainty in the underlying bias associated with the supersample (i.e. uncertainty in the form of  $f(\pi)$ ), the application of any specific Lutz-Kelker correction to our calibration cannot be justified. In any case, the Lutz-Kelker bias is most likely to be very small ( $< 0.02$  mag). Our photometric distances may thus systematically underestimate the true distances of the candidate nearby stars, but only at the 1–2% level. For any given star, this bias is negligible compared with e.g. the intrinsic “cosmic scatter” of  $\approx 0.3$  mag, or to the  $\approx 0.5$  mag photometric errors.

### 3. M DWARFS WITHIN 33 PARSECS

Our goal is to identify the largest possible number of dwarf stars within the traditional confines of the Solar neighborhood ( $d < 25$  pc). Since our photometric distances are accurate only to  $\pm 35\%$ , an extension to 33 pc ensures that the large majority of 25 pc stars will fall into the sample. A limiting distance of 33 pc is thus adopted. The LSPM-north catalog does allow one to identify objects at much larger distances, but the objective of this paper is to provide a list of high priority objects of a size that can be managed by ground-based parallax programs.

#### 3.1. Previously known objects with parallax measurements

The LSPM-north contains thousands of new HPM stars, but lists all previously known HPM stars as well, including those from the NLTT and LHS catalogs. It is thus not surprising that a large number of LSPM entries are stars that have have long been suspected (or confirmed) to be nearby. Since the LSPM is virtually complete for all stars with  $\mu > 0.15''$  yr $^{-1}$  down to a magnitude  $V = 19$ , the vast majority of known nearby stars from the north celestial hemisphere are expected to have counterparts in the LSPM-north. The only exceptions are known nearby stars with very small proper motions ( $\mu < 0.15''$  yr $^{-1}$ ) or objects with very faint optical magnitudes ( $V > 20$ ). The latter group includes most known nearby L and T dwarfs (Kirkpatrick *et al.* 2000; Cruz *et al.* 2003); these are generally too faint in the optical bands to be detected on the POSS-I/POSS-II red plates, on which the LSPM-north is based. In any case, most of them are not stars but brown dwarfs.

We searched the literature for parallax measurements of LSPM sources which would place the star within 33 pc of the Sun. Our search turned up parallax measurements  $\pi_{trig} > 0.03''$  for 1676 LSPM stars. This excludes stars whose positions in the color-magnitude diagram suggest they are either white dwarfs or subdwarfs. The complete list of objects is provided in Table 2; most of the stars are main sequence objects (dwarfs) but there are a few subgiants and giants. Parallax data are primarily from the Hipparcos and Tycho Catalogue, including data for 1207 stars that are formal Hipparcos objects, and for 54 more stars that are close companions or common proper motion companions of Hipparcos objects. Another major source of parallax data is the YPC, which provides parallaxes for 361 additional LSPM stars. Additional  $\pi_{trig}$  are found in the NStars database for 40 more LSPM stars. Parallax data are found in Dahn *et al.* (2002) for 13 faint, red LSPM stars. Finally, a parallax for LSR J1835+3259 is published in Reid *et al.* (2003b).

Table 2 gives the name under which the star is generally known along with the LSPM designation. The table quotes the LSPM position and proper motion at the 2000.0 epoch, and gives the  $V$  magnitude and  $V - J$  color, also from the

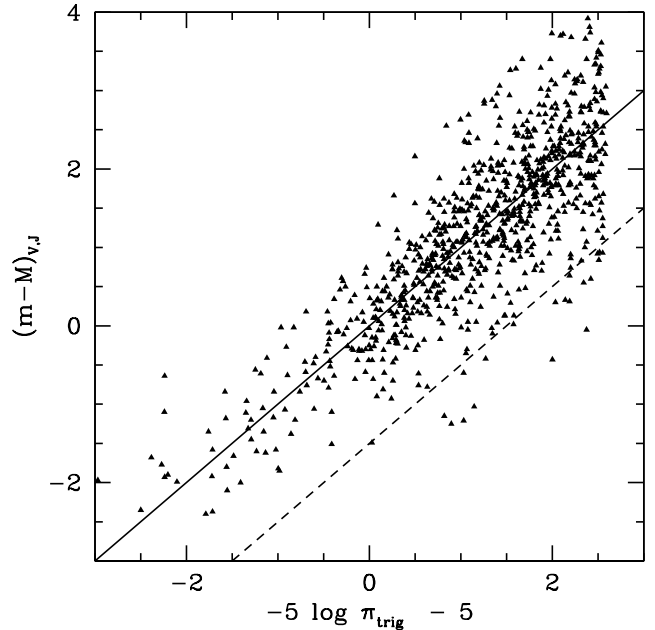


FIG. 3.— Comparison between the trigonometric distance  $\pi_{trig}$  and the photometric distance modulus  $(m-M)_{V,J}$  for LSPM stars within 33 pc that have published values of  $\pi_{trig}$ . The solid line shows the expected relationship for single stars. The dashed line shows the relationship expected for unresolved doubles of equal brightness and color. Objects close to the dashed line are likely to be unresolved doubles. Some stars also have  $(m-M)_{V,J} - (m-M)_{trig} > 1$  (top of the graph); these are possible metal-poor subdwarfs for which the  $(m-M)_{V,J}$  overestimate their actual distance.

LSPM. The trigonometric parallax is given along with its estimated error, and the bibliographical source. The distance modulus  $(m-M)_{V,J}$ , as estimated from the calibration described in §2, is shown for comparison. Note that many stars do not have  $(m-M)_{V,J}$  estimates, because their blue color ( $V - J < 0.7$ ) falls outside the range of calibration system. The final column in Table 2 gives the distance from the Sun (in parsecs) as derived from the trigonometric parallax.

Figure 3 compares the derived distance modulus  $(m-M)_{V,J}$  with the distance modulus calculated from the measured trigonometric parallax  $(m-M)_{trig} = -5 - 5 \log \pi_{trig}$ . The expected locus of single stars is shown in Figure 3 (full line). The difference between the two estimates,  $(m-M)_{V,J} - (m-M)_{trig}$ , has a mean value of +0.04 mag, and a dispersion 0.50 mag, after removal of the  $3\sigma$  outliers. This is consistent with our calibration of  $(m-M)_{V,J}$  using a subset of these stars (see §2 above). There appears to be a small number of stars that have  $(m-M)_{V,J} - (m-M)_{trig} \approx -1.5$  (see Figure 3). Such an underestimate of the distance, by photometric means, would be consistent with those stars being unresolved doubles. The expected locus of unresolved binaries with equal luminosity components in the  $(m-M)_{trig}, (m-M)_{V,J}$  diagram is drawn in Figure 3 (dashed line). There are also a few objects whose photometric distance appear to be significantly overestimated, with  $(m-M)_{V,J} - (m-M)_{trig} > -1.5$ . In all likelihood, these objects are metal-poor subdwarfs, for which the color-magnitude calibration of §2 is invalid.

#### 3.2. Previously known objects with photometric/spectroscopic distance moduli

There exist several hundred high proper motion stars that do not have trigonometric parallaxes, but that have been previously cited in the literature as candidate nearby stars. We compile a list of the main sequence dwarfs (i.e. excluding known white dwarfs and subdwarfs) that have been cited as candidate nearby dwarfs with estimated distance within 33 pc, and that have a counterpart in the LSPM-north. The list, comprising 783 stars, is provided in Table 3. Some 468 stars have published photometric distance estimates, while another 315 have spectroscopic distance estimates.

Some 359 stars have photometric distances quoted in the CNS3 but no formal trigonometric parallax. Most of these stars have their distance modulus calculated from the photometric survey of Weis (1986, 1987, 1988). Most of the other nearby star candidates are from the study of the NLTT catalog conducted by Reid *et al.* We find photometric distance estimates for 56 stars in Reid, Kilkenny & Cruz (2002) and for 29 more in Reid *et al.* (2004). Reid *et al.* (2003a) give spectroscopic distance estimates for 28 stars that have counterparts in the LSPM-north, and Reid *et al.* (2003b) give spectroscopic distances for 169 more, and Reid *et al.* (2004) for 91. Spectroscopic distance estimates for high proper motion discovered with SUPERBLINK were also obtained for 104 stars with  $\mu > 0.5'' \text{ yr}^{-1}$  by Lépine, Rich, & Shara (2003). The list comprises 19 stars that are  $d < 33\text{pc}$  candidates; these are included in Table 3.

There now also exists spectroscopic/photometric distance moduli for numerous cool and ultra-cool dwarfs discovered with the 2MASS and DENIS surveys. Photometric distance moduli are given for 52 ultra-cool 2MASS dwarfs in Gizis *et al.* (2000); we find matches in that list for 15 of the reddest LSPM stars. Spectroscopic distance moduli are calculated for 251 late M dwarfs and L dwarfs in Cruz *et al.* (2003). The majority of these objects are either in the southern sky or are too faint in the optical to be included in the LSPM catalog, but we nevertheless find matches to 5 additional red LSPM stars. Two nearby ultra-cool dwarfs discovered in the DENIS infrared survey are also found among the reddest LSPM entries: the L4 dwarf DENIS-P J104842.8+011158 has a spectroscopic distance modulus estimated by Kendall *et al.* (2004), while the DENIS-P J031225.1+002158 has a photometric distance modulus cited in Phan-Bao *et al.* (2001). A photometric distance for LP 584-4 (DENIS J000206.1+011536) is also given in Phan-Bao *et al.* (2003). The LSPM-north catalog also includes the very nearby star LHS 2090 ( $d = 6\text{pc}$ ), whose photometric distance was first reported by Scholz, Meusinger, & Jahreiss (2001). A spectrophotometric parallax for the very high proper motion ( $\mu = 5.0'' \text{ yr}^{-1}$ ) star SO 025300.5+165258 is given in Teegarden *et al.* (2003). Finally, a photometric/spectroscopic distance modulus for LSR J0602+3910, the brightest L dwarf in the sky ( $V=20.1$ ), is given by Salim *et al.* (2003).

Figure 4 compares the photometric and spectroscopic distance moduli cited in the literature to the distance modulus  $(m-M)_{V,J}$  calculated from the V magnitude and V-J color cited in the LSPM catalog. The published  $(m-M)_{\text{phot}}$  agree very well with the LSPM distance modulus estimate. Values for  $(m-M)_{V,J} - (m-M)_{\text{phot}}$  have a mean of 0.03 mag and a dispersion of 0.43 mag, after removal of  $3\sigma$  outliers. The good match between the two distance moduli probably only attests to the fact that the two calibrations are essentially based on the same sample of objects with measured  $\pi_{\text{trig}}$ .

On the other hand, there is a slight disagreement be-

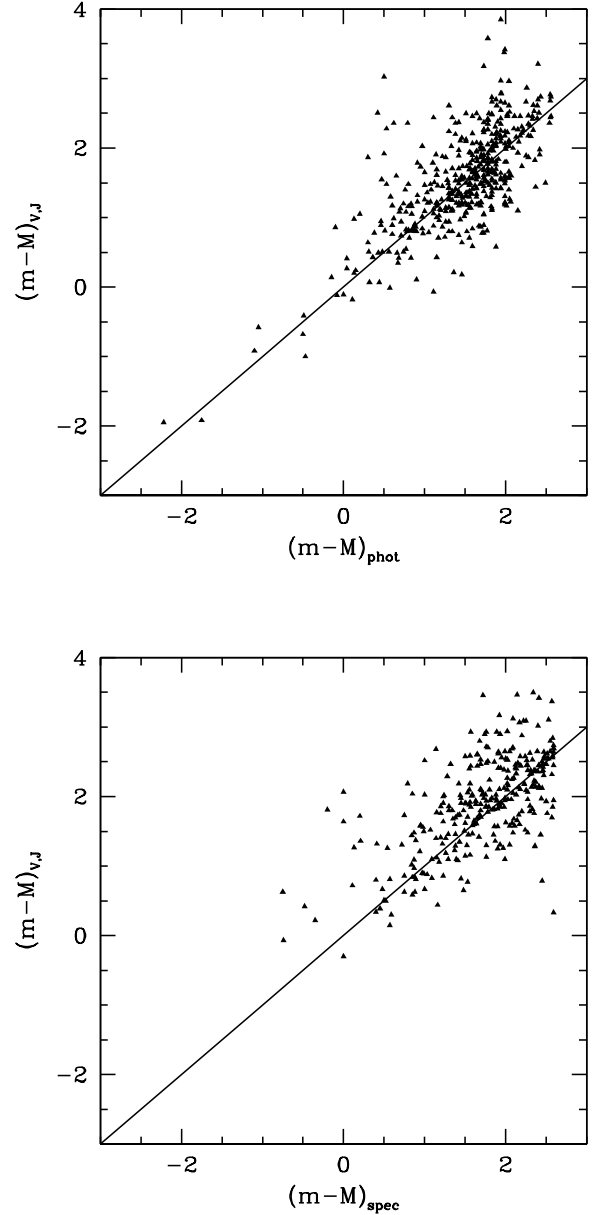


FIG. 4.— Top: comparison between photometric distances  $\pi_{\text{phot}}$  cited in the literature and the photometric distance modulus  $(m-M)_{V,J}$  calculated from LSPM catalog magnitudes. Bottom: comparison between spectroscopic  $\pi_{\text{spec}}$  cited in the literature and the photometric distance modulus  $(m-M)_{V,J}$  calculated from LSPM catalog magnitudes. The solid line shows the expected relationship for single stars.

tween the published spectroscopic distance moduli and  $(m-M)_{V,J}$ , with  $(m-M)_{V,J} - (m-M)_{\text{spec}}$  having a mean value of +0.15 mag. The excellent agreement observed between  $(m-M)_{V,J}$  and both  $(m-M)_{\text{trig}}$  and  $(m-M)_{\text{phot}}$  argues against any systematic error in  $(m-M)_{V,J}$ . This means that the  $(m-M)_{\text{spec}}$  underestimate distances by  $\approx 7\%$  on average. Stars with  $(m-M)_{\text{spec}}$  are overwhelmingly calibrated with the spectral-indices/absolute-magnitude relationships defined by Reid *et al.* (2003a). The 0.15 mag systematic error possibly results from the limited number of stars used to cali-

brate the relationships. Note that the dispersion of 0.47 mag is only marginally larger than the dispersion on  $(m-M)_{V,J} - (m-M)_{phot}$ , which suggests that  $(m-M)_{spec}$  is, in principle, just about as accurate as  $(m-M)_{phot}$ , provided the zero point is accurately calibrated.

### 3.3. New candidate nearby stars

Using the color-magnitude calibration in §2, it is straightforward to identify new candidate nearby red dwarfs from the LSPM-north catalog. Photometric distance moduli are simply estimated from  $V$  and  $V-J$  (Equations 1,2). The only caution is that since the relationship is valid only for metal-rich (disk) MS stars, one must avoid applying it to other types of objects. While the bulk of the stars in the LSPM-north catalog are disk MS stars, the catalog also includes significant numbers of metal-poor halo subdwarfs and white dwarfs, along with smaller numbers of giants and subgiants.

Relative to the dwarf MS stars, giant stars are *overluminous* for a given  $V-J$  color. Applying the dwarf color-magnitude relationship thus yields underestimated distances. Giant stars are quite rare in the Solar Neighborhood, but they can significantly contaminate samples of color-selected nearby star candidates since they tend to be detected over a much larger volume. Fortunately, proper motion selection filters out the majority of more distant objects: the  $0.15'' \text{ yr}^{-1}$  limit of the LSPM-north catalog eliminates most disk stars beyond  $\approx 100 \text{ pc}$  (assuming disk stars to have transverse velocities  $v_t \lesssim 70 \text{ km/s}$ ), and most halo stars beyond  $\approx 600 \text{ pc}$  (assuming  $v_t \lesssim 400 \text{ km/s}$ ). Giant stars that made it into the LSPM-north catalog are bright enough to be HIPPARCOS objects, and since there already is good parallaxes for them, no confusion is possible. The more problematic objects might be the subgiants, which are only moderately overluminous relative to the MS stars. The LSPM-north potentially contains subgiant stars that are too faint ( $V > 11$ ) to be HIPPARCOS objects. However, these are expected to be relatively blue ( $V-J < 2.5$ ). According to our calibration (Eq.1), main sequence stars with  $V-J < 2.5$  have absolute magnitudes  $M_V < 8.0$ , which means they have apparent magnitude  $V < 10.6$  at 33pc. Since the current goal is to identify MS stars within 33pc of the Sun, the search can be restricted to LSPM stars with  $V-J > 2.5$ . Any bluer object within 33pc should have already been found and measured by HIPPARCOS. This constraint also effectively eliminates subgiants as a source of contaminants.

White dwarf stars, on the other hand, are *underluminous* for any given  $V-J$  color. As can be seen from Fig.1, the white dwarf sequence falls  $\approx 5$  magnitudes below the main sequence in the standard color-magnitude diagram. Assuming the color-magnitude relationship for MS stars (Eq.1) were applied to a white dwarf, the object would have its distance overestimated by a factor of 10. Restricting the search to stars within 33pc of the Sun virtually eliminates the possibility of a contamination of the sample with white dwarfs, because to make it into the 33pc sample of candidate stars, the white dwarf would actually have to be within 3.3pc of the Sun. At this time, there is no known isolated white dwarf star within 3.3pc of the Sun. The probability of white dwarfs “contaminating” the 33 pc sample is very small.

Subdwarf stars are also *underluminous* in  $M_V$  for a given  $V-J$  color, although not as much as are the white dwarfs. Most nearby subdwarfs are local member of the Galactic halo population. One way to separate disc dwarfs from halo subdwarfs is to use an optical-to-infrared reduced proper motion

diagram (Salim & Gould 2002). Because the reduced proper motion is proportional to both the absolute magnitude of a star and its transverse velocity, halo subdwarfs, with their larger systemic velocities, fall well below the disc dwarf sequence. But while this helps in separating halo dwarfs from disc subdwarfs, the method only works, statistically, on large groups of objects, and is unreliable for individual stars. In any case, halo subdwarfs are rare in the Solar Neighborhood (about 1 star in 200); if they are found in significant numbers in proper motion catalogs it is because of their larger mean velocity relative to the Sun. Again, restricting the search to MS stars within 33 pc of the Sun minimizes contamination of the nearby stars sample. The  $0.15'' \text{ yr}^{-1}$  limit includes all stars at 33 pc with transverse velocities  $v_{trans} > 23.3 \text{ km s}^{-1}$ , which still overwhelmingly consists of disk stars. Increasing the distance would, however, increase the ratio of subdwarfs to dwarfs in the census. For example, LSPM stars at 100 pc have  $v_{trans} > 70.5 \text{ km s}^{-1}$  and exclude most of the disk dwarfs, leaving a much larger fraction of halo subdwarfs.

Our nearby MS stars selection box, in the  $V, V-J$  diagram, is depicted in Figure 5, overlaid on the distribution of LSPM-north stars. The selection box marks the locus of MS stars within 3 pc and 33 pc from the Sun. Note how the selection box avoids regions on the graph that are mainly populated with giants, white dwarfs, and subdwarfs, as explained above. Any star that falls in the box, and that is not a known nearby star (i.e. it is not listed in Tables 2-3) is flagged as a new nearby star candidate.

Table 4 provides the complete list of new candidate nearby stars. The lists includes 1672 stars with  $8.20 < V < 20.63$  and  $2.57 < V-J < 7.95$ . A total of 730 stars are objects listed in the literature or in previous proper motion catalogs, but which have never before been formally identified as nearby star contenders. The other 942 candidates are high proper motion stars identified with SUPERBLINK, and first listed in the LSPM-north catalog.

### 3.4. New nearby star candidates of particular interest

#### 3.4.1. HD 29271

Our color-magnitude calibration puts this bright star at only  $6.3 \pm 1.9 \text{ pc}$  from the Sun. While it is a  $V = 8.2$  magnitude star, HD 29271 is not a HIPPARCOS star, and there is no published parallax for it. The star is listed with a spectral type K0 in the Henry Draper Catalog, and is also listed in the TYCHO-2 catalog with TYCHO magnitudes  $B_T = 9.98$  and  $V_T = 8.35$ . It is unclear whether this star is an actual nearby K dwarf or a more distant K giant. With  $J-H = 0.53$  and  $J-K_s = 0.34$  (from 2MASS), this object has very unusual IR colors which are consistent with neither a K dwarf or a K giant. Because it has a proper motion of only  $0.165'' \text{ yr}^{-1}$ , it is more likely to be a more distant object, although it is kept on the list of candidate nearby stars at this time, pending clarification of its status.

#### 3.4.2. G 141-36

We estimate for this Giclas object a photometric distance for only  $7.6 \pm 2.4 \text{ pc}$ . That no follow-up observation has been performed on this object since its identification comes as a surprise, since it does have a large proper motion  $\mu = 0.447'' \text{ yr}^{-1}$ , making it an obvious candidate for a nearby star search. This object should be a high priority target for parallax programs.

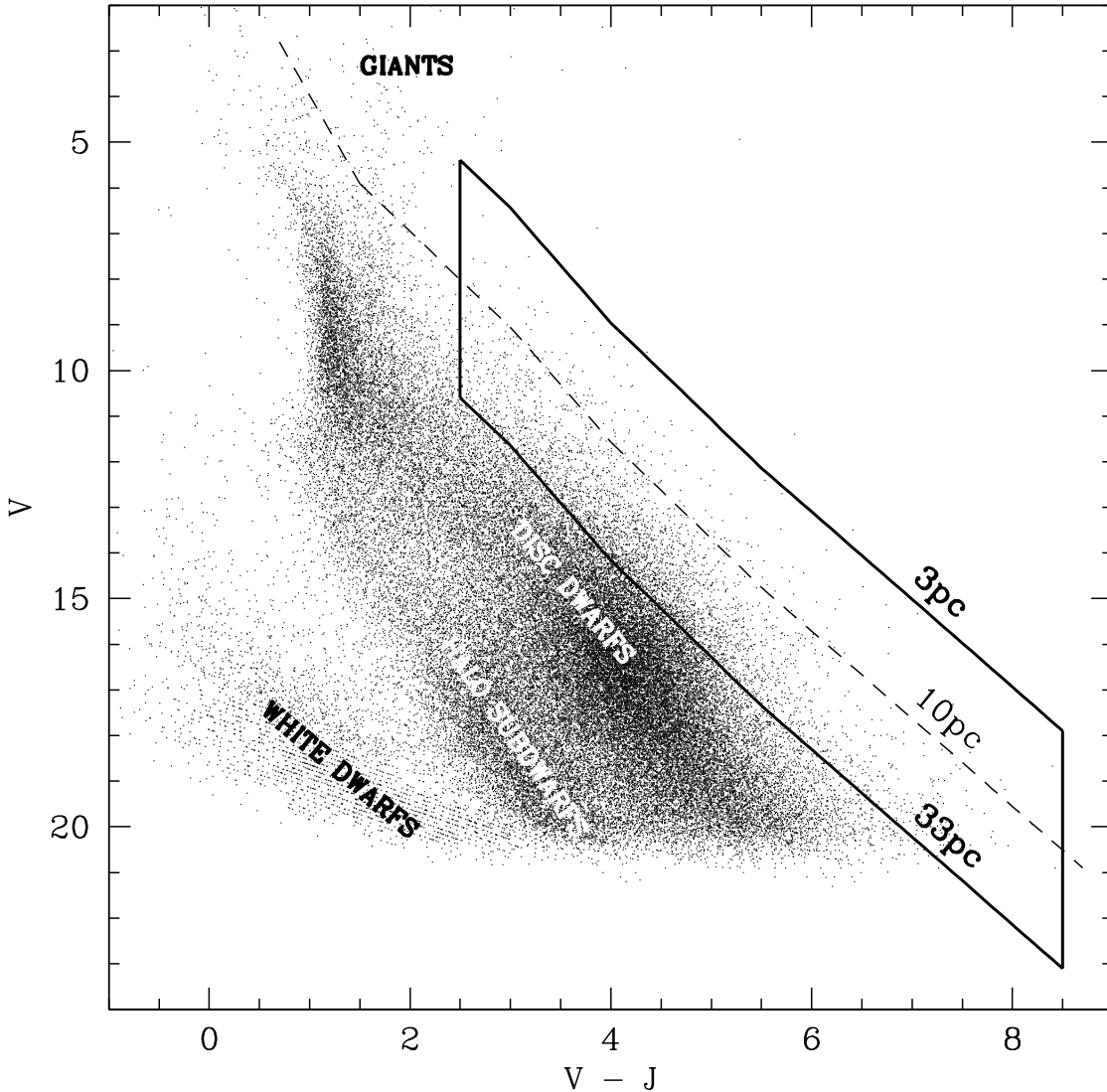


FIG. 5.— Selection of the nearby disc dwarfs from the high proper motion stars listed in the LSPM-north catalog. The color-magnitude relationship defined by LSPM stars with  $\pi_{trig}$  measurements (see Figure 1) and shown above at the 10pc locus (dashed line), is used to select candidate nearby dwarfs between 3pc and 33pc (box). The typical loci of disc dwarfs, halo subdwarfs, white dwarfs, and giant stars are noted. The short 33 pc distance limit minimizes contamination by halo subdwarfs and white dwarfs, which follow different color-magnitude relationships. Contamination from distant giant stars is avoided by selecting only objects with  $V - J > 2.5$ . Note that most stars with  $V < 10$  already have  $\pi_{trig}$  measurements from Hipparcos.

#### 3.4.3. LSPM J1735+2634

This faint ( $V = 19.2$ ) high proper motion star was first identified by SUPERBLINK, and is one of the new stars listed in the LSPM-north catalog. With  $V - J = 7.9$  and  $J - K_s = 1.09$ , the object is most probably a very low-mass star, of spectral type M7 or later. The photometric distance modulus places it at a distance of  $9.2 \pm 2.9$  pc from the Sun.

#### 3.4.4. LSPM J1314+1320

This moderately faint ( $V = 15.9$ ) star has a photometric distance estimate of only  $9.7 \pm 3.0$  pc. It is another one of the new high proper motion stars found with SUPERBLINK, and

also one of the nearest. As with the one above, it should be a high priority target for parallax programs.

#### 3.4.5. LSPM J1935+3746

This  $V = 11.6$  star has a photometric distance estimate of only  $9.9 \pm 3.3$  pc. It is also a newly discovered high proper motion star. Its moderately small proper motion ( $0.17'' \text{ yr}^{-1}$ ) and location at low galactic latitudes ( $b = +8.33$ ) would have made it difficult to find in previous proper motion surveys. Even more interesting, this star was previously found to be a counterpart of the ROSAT point source RX J1935.4+3746 by Motch *et al.* (1998) who determined a spectral type M4Ve.



TABLE 2  
 $d < 33$  pc STARS IN THE LSPM CATALOG: NEW CANDIDATE NEARBY MAIN SEQUENCE STARS<sup>1</sup>

Name	LSPM #	RA (J2000) deg.	Decl (J2000) deg.	$\mu$ RA '' yr <sup>-1</sup>	$\mu$ Decl '' yr <sup>-1</sup>	V mag	V-J mag	(m-M) <sub>V,J</sub> mag	dist. pc
LP 584-4	LSPM J0001+0659	0.315899	6.993230	-0.447	-0.081	16.79	5.50	2.09±0.56	26.2± 8.3
	LSPM J0002+0115	0.525909	1.260014	0.468	0.071	19.48	7.31	1.30±0.63	18.2± 5.7
	LSPM J0005+0209	1.411041	2.165013	0.261	-0.270	17.73	5.74	2.57±0.56	32.6±10.3
	LSPM J0005+4129	1.480111	41.491386	0.208	0.012	12.96	3.56	2.55±0.57	32.3± 9.8
G 217-32	LSPM J0006+0439	1.609240	4.653243	0.316	-0.253	20.35	7.39	2.02±0.63	25.4± 8.0
	LSPM J0007+6022	1.927582	60.381760	0.342	-0.029	13.42	4.51	0.82±0.69	14.6± 4.8
	LSPM J0009+0603	2.323657	6.062851	0.094	-0.210	15.37	4.73	2.30±0.69	28.9± 9.5
	LSPM J0011+0227	2.785660	2.466367	0.097	-0.134	15.63	4.78	2.46±0.69	31.0±10.2
	LSPM J0011+5736	2.779359	57.614510	0.192	-0.063	14.66	4.54	2.00±0.69	25.1± 8.3
	LSPM J0012+0206	3.011115	2.106582	0.292	0.074	15.40	4.81	2.16±0.69	27.1± 8.9
	LSPM J0014+0213	3.742652	2.218896	0.317	-0.113	16.81	5.40	2.32±0.56	29.1± 9.6
	LSPM J0015+4344	3.828451	43.742985	0.232	0.038	16.69	5.47	2.05±0.56	25.7± 8.5
G 242-49	LSPM J0015+5829	3.980497	58.494160	0.257	-0.003	14.86	4.71	1.83±0.69	23.3± 7.7
	LSPM J0015+7217	3.902023	72.283562	0.319	0.185	12.70	3.86	1.53±0.57	20.3± 6.1
	LSPM J0016+3000	4.168521	30.016624	0.225	0.028	12.63	3.52	2.32±0.57	29.1± 8.8

<sup>1</sup>The complete table is available in the electronic version of AJ. This table is to provides guidance to the format of the data.

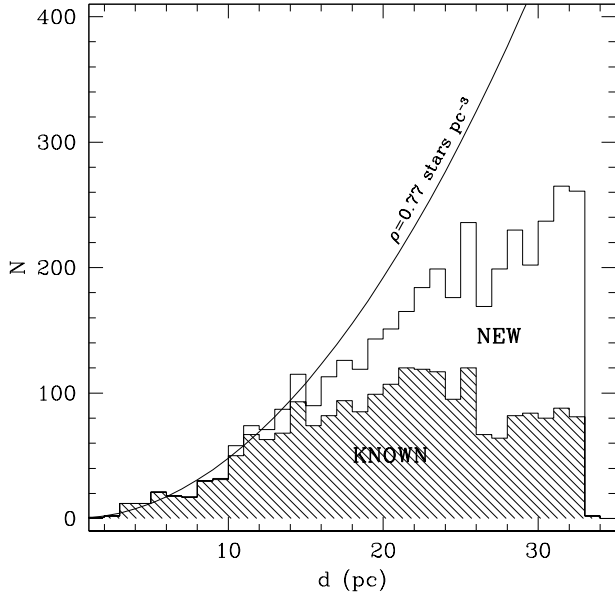


FIG. 6.— Density distribution as a function of distance of northern nearby and candidate nearby MS stars. The shaded area denotes previously known objects. The continuous line marks the expected distribution assuming the survey to be complete at 12 pc, and a uniform distribution of MS stars in the local volume around the Sun; the estimated local density is  $0.77 \text{ stars pc}^{-3}$ . The new census shows signs of increasing incompleteness beyond 15 pc, although the present study does make a significant contribution to the nearby star census.

The spectral type is consistent with the star being at a distance  $\approx 10$  pc from the Sun.

#### 4. COMPLETENESS OF THE NORTHERN NEARBY DWARF CENSUS

A histogram of the distribution of nearby and candidate nearby MS stars as a function of distance is presented in Figure 6. Stars that were known before this study are indicated by the shaded area. The present study makes a very significant contribution for stars beyond 20 pc; only few new additions are made within 15 pc. Assuming the current census to be

complete up to a distance of 12 pc, we estimate the local stellar density of MS stars to be  $0.77 \text{ stars pc}^{-3}$ . The expected distribution of objects as a function of distance, for a uniform distribution of stars in the local volume, is shown in Figure 6 for comparison.

The current census clearly shows signs of increasing incompleteness beyond 15 pc. This is despite the fact that the present study is contributing a significant number of additions beyond this limit, and especially beyond 25 pc, where the new candidates account for more than half of the known nearby objects.

The source of the incompleteness lies not in the limiting magnitude of the LSPM-north catalog. The LSPM-north is estimated to 99.5% complete down to  $V = 19$ , with a limiting magnitude  $V = 21$  (Lépine & Shara 2005). The vast majority of the MS disk dwarfs have absolute magnitudes  $M_V < 16$ , and at 33 pc are all bright enough to be in the LSPM-north. Figure 7 plots the distribution of stars as a function of absolute magnitude and distance. It is clear that the bulk of the red dwarf stars are located between  $10 < M_V < 15$ . For stars within 33 pc, the majority are too faint to be in the HIPPARCOS catalog, but they are well within the magnitude limit of the LSPM-north. The 33 pc census built from the LSPM catalog is expected to be deficient only in stars that lie at the very bottom of the main sequence ( $M_V > 18$ ).

The main source of incompleteness in the 33 pc census remains the high proper motion selection. At 33 pc, the  $\mu > 0.15'' \text{ yr}^{-1}$  limit of the LSPM selects for stars with transverse velocities  $v_{\text{trans}} > 23.5 \text{ km s}^{-1}$ , which excludes a significant number of disk stars with low space motions relative to the Sun. Figure 8 plots the distribution of nearby and candidate nearby stars as a function of distance and transverse velocity  $V_{\text{trans}}$  in  $\text{km s}^{-1}$ , where the latter is calculated from the proper motion and estimated distance ( $V_{\text{trans}} = 4.74\mu d$ ). Northern nearby stars that are in the LSPM catalog are represented by black dots. The incompleteness due to proper motion selection is clear. The very abrupt drop across the  $\mu = 0.15'' \text{ yr}^{-1}$  points to the existence of a significant population of  $d < 33$  pc stars with proper motions  $\mu < 0.15'' \text{ yr}^{-1}$ . The detection ranges of catalogs with various proper motion limits are noted in Figure 8.

The HIPPARCOS catalog lists 265 stars in the northern sky with  $d < 33$  pc and  $\mu < 0.15'' \text{ yr}^{-1}$ . The YPC lists 37

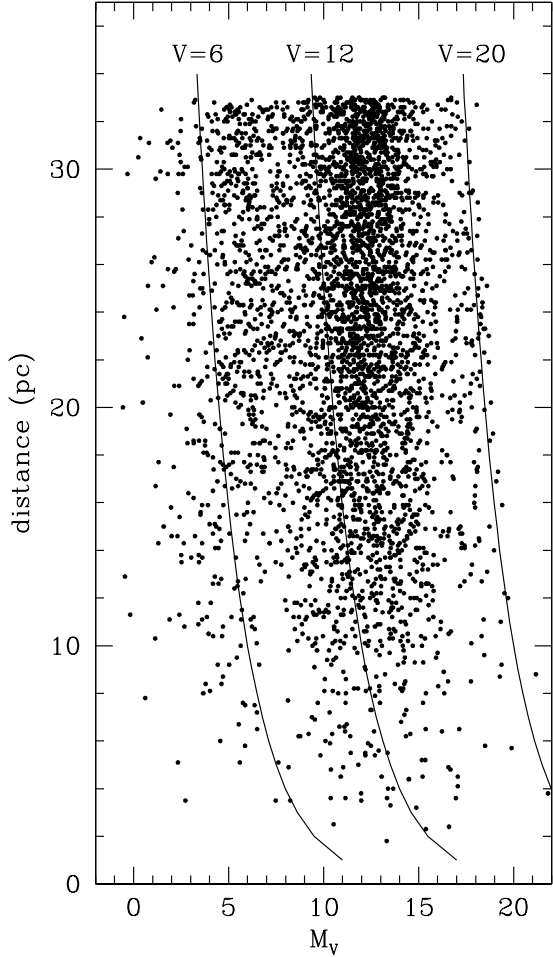


FIG. 7.— Distribution of nearby and candidate nearby stars as a function of absolute magnitude and distance. Curves indicate the loci of stars with apparent magnitudes  $V = 6$  (limit of the naked-eye stars),  $V = 12$  (limit of the HIPPARCOS catalog), and  $V = 20$  (limit of the LSPM-north catalog). The bulk of the red dwarf stars, the dominant constituent of the local stellar population, are in the range  $10 < M_V < 15$ . In the 33pc sample, most of these are beyond the range of HIPPARCOS, but well within the range of the LSPM-north.

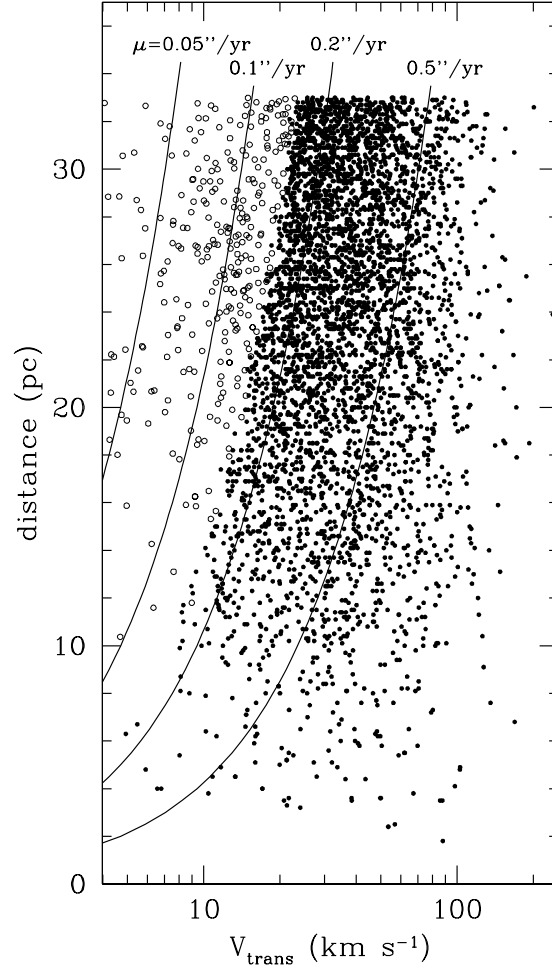


FIG. 8.— Distribution of nearby and candidate nearby stars as a function of the transverse velocity and distance relative to the Sun. The black dots are the nearby stars that are listed in the LSPM-north catalog. The open circles are the known nearby stars that are not in the LSPM-north because their proper motion is below the  $0.15'' \text{ yr}^{-1}$  limit (89% are bright HIPPARCOS stars). This demonstrates that the proper motion limit of the LSPM catalog is the main source of incompleteness of the present nearby star census.

more  $d < 33$  pc stars which are not in the LSPM-north either, because their proper motion is too small. These 302 low proper motion nearby stars are plotted as open circles in Figure 8. It is interesting to note that the census of known nearby stars with *small* proper motions is disproportionately biased toward HIPPARCOS ( $V < 12$ ) objects, whereas the census of nearby stars with *large* proper motions is dominated by non-HIPPARCOS ( $V > 12$ ) stars. This is consistent with the fact that ground-based parallax programs (which the YPC is a compilation of) have been largely dependent on lists of candidates selected on the basis of large proper motions.

The proper motion limit results in an increasing incompleteness in the nearby star census as a function of distance. It is possible to estimate how many low-velocity stars are missing at larger distances by mapping the distribution of low-velocity stars that actually get detected at smaller distances. Figure 9 compares the distribution as a function of transverse velocity ( $v_{\text{trans}}$ ) for stars within 33 pc that are actually detected by the LSPM-north, with a estimate of the expected distribution of objects. The estimate is based on a correction of the ac-

tual number of stars found within 33 pc at a given  $v_{\text{trans}}$  to the effective volume sampled by the LSPM-north for stars having that value of  $v_{\text{trans}}$ . No correction is necessary for velocity bins  $> 23.5 \text{ km s}^{-1}$ , since the  $0.15'' \text{ yr}^{-1}$  limit of the LSPM-north is sensitive to star with such velocities out to at least 33 pc. For bins with  $v_{\text{trans}} < 23.5 \text{ km s}^{-1}$ , the bins are normalized by a factor  $(d_{\text{max}}/33) * 3$ , where  $d_{\text{max}} = v_{\text{trans}}/4.74/0.15$  is the maximum distance a star with transverse velocity  $v_{\text{trans}}$  can be detected by a proper motion survey with  $\mu = 0.15'' \text{ yr}^{-1}$  limit. The “predicted” velocity distribution at small  $v_{\text{trans}}$  (see Figure 9) shows fluctuations because of small number statistics, but it is clear that at least a thousand stars must be missing from the census because of their small proper motion.

A simple estimate suggests that there should be  $\approx 6,500$  stars within 33 pc of the Sun. The current census includes only 4434 stars, the 4,131 ones listed in the LSPM-North, plus the 302 known nearby low proper motion objects (see above). The current, overall completeness of the 33pc census is thus only  $\approx 68\%$ . This indicates that  $\approx 2,000$  northern, nuclear-burning stars remain to be found within a distance of about 33

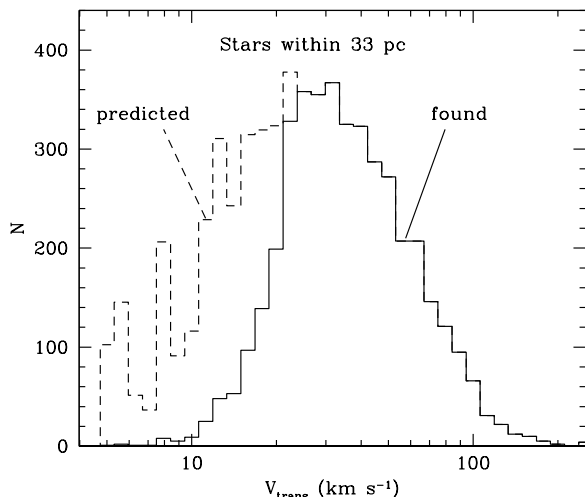


FIG. 9.— Full line: distribution as a function of transverse velocity ( $v_{\text{tran}}$ ) of main sequence and giant stars in the current census of stars within 33 pc of the Sun. The census is based on a detection of the star in the LSPM-north proper motion catalog, which has a proper motion limit  $\mu < 0.15'' \text{ yr}^{-1}$ . Dashed line: predicted distribution after correcting for the fact that stars with low  $v_{\text{tran}}$  are not detected out to the 33 pc limit because their proper motion is below the limit of the LSPM-north.

pc, and that these have proper motions  $\mu < 0.15'' \text{ yr}^{-1}$ . The situation in the 25pc volume is slightly better, with  $\approx 2,800$  nuclear burning stars expected in the northern sky, and 2,304 currently located (including 114 with  $\mu < 0.15'' \text{ yr}^{-1}$ ). The current completeness of the 25pc census, the traditional extent of the “Solar Neighborhood”, is thus  $\approx 82\%$ . The 500 or so missing stars are expected to have proper motions below the limit of the LSPM-North.

It is clear that much can be gained by expanding our proper motion survey to reach smaller proper motion limits. Figure 10 plots the expected rate of detection as a function of distance, for surveys with lower proper motion limits  $\mu = 0.5'' \text{ yr}^{-1}$ ,  $0.2'' \text{ yr}^{-1}$ ,  $0.1'' \text{ yr}^{-1}$ , and  $0.05'' \text{ yr}^{-1}$ . These detection rates are based on the transverse velocity distribution shown in Figure 9. One sees that to achieve a 90% detection rate at a distance of 25 pc would require to assemble a complete survey of stars with  $\mu > 0.05'' \text{ yr}^{-1}$ .

## 5. CONCLUSIONS

This paper has presented a list of nearby and candidate nearby main sequence stars, subgiants, and giants within 33 pc of the Sun. The list is based on an analysis of the LSPM-north catalog of stars with proper motions  $\mu > 0.15'' \text{ yr}^{-1}$ . The census contains a total of 4221 stars in the half of the sky north of the J2000 celestial equator. The list includes 1676 previously known nearby stars with measured trigonometric parallaxes, 783 previously suspected nearby objects, and 1762 new candidate nearby stars.

A relationship is determined between the absolute V magnitude ( $M_V$ ) and the  $V-J$  color index. This relationship can be used to calculate photometric distance moduli  $(m-M)_{V,V-J}$  in the  $V, V-J$  magnitude system. This is convenient for es-

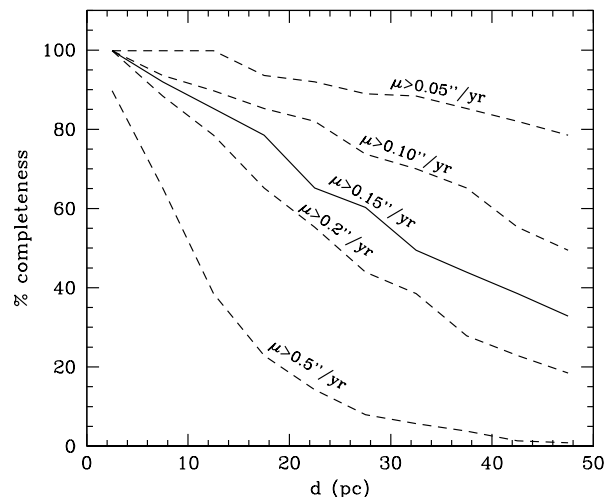


FIG. 10.— Predicted completeness as a function of distance of a nearby main sequence and giant star census based on proper motion catalogs. The completeness is estimated for catalogs with different  $\mu$  limits; the LSPM-north has a proper motion limit of  $\mu < 0.15'' \text{ yr}^{-1}$  (full line). The current census of nearby stars based on the LSPM-north is less than 50% complete at 33pc. Upcoming surveys with lower proper motion limits ( $0.10'' \text{ yr}^{-1}$ ,  $0.05'' \text{ yr}^{-1}$ ) will increase the completeness significantly by adding stars with lower transverse velocities.

timating distances of all the stars in the LSPM-north (for which  $V$  and  $J$  magnitude estimates exist) to the extent that the relationship is applied to main sequence (H-burning) stars of near-Solar metallicity. For single stars, the relationship is accurate to  $\pm 0.5 - 0.6 \text{ mag}$ , which means that it provides distance estimates accurate to  $\pm 25 - 30\%$ . The relationship breaks down for white dwarfs and subdwarfs, whose cases will be addressed in upcoming papers of this series. It is found, however, that the sample of main sequence dwarfs selected based on the color-magnitude relationship should not be significantly contaminated by mis-identified white dwarfs and subdwarfs, as long as the search is limited to stars within 33 pc of the Sun.

The main purpose of the present list of candidate objects is to provide targets for upcoming parallax programs. A fraction of the 783 previously suspected nearby MS stars are probably already on parallax programs. The list of 1762 new candidate nearby stars should be examined to sort out the most promising candidates to be added to the parallax programs. Note that current distance estimates based on photometry are only approximate, and should be used with caution.

A large spectroscopic follow-up program is under way, which will soon provide spectral types and radial velocities for most of the new candidate nearby stars presented here. Results will be presented in upcoming papers in this series. While these will also yield spectroscopic distance moduli, these are not expected to be significantly more accurate than the photometric distance moduli presented here. Accurate distances will ultimately come from parallax measurements.

The census of nuclear-burning stars within 33 pc of the Sun, based on the present study, appears to be only  $\approx 68\%$

for the northern sky. The census of nuclear-burning stars within 25 pc, the traditional confines of the so-called “Solar neighborhood” is estimated to be  $\approx 82\%$  complete. It is revealed that the main source of incompleteness lies in the low proper motion limit ( $\mu > 0.15'' \text{ yr}^{-1}$ ) of the LSPM-north catalog. Expanding our survey to reach a smaller proper motion limit appears to be the best way to significantly increase the completeness of the nearby star census. An extension of the SUPERBLINK survey down to a proper motion limit of  $\mu = 0.10'' \text{ yr}^{-1}$  is now being completed, and a second extension down to  $\mu = 0.05'' \text{ yr}^{-1}$  is being planned. An analysis of

the  $\mu = 0.05'' \text{ yr}^{-1}$  catalog should ultimately yield the identification of  $> 90\%$  of the nuclear burning stars up to and at a distance of 25 pc.

### Acknowledgments

This work has been made possible by the generous support of Hilary Lifshitz and of the American Museum of Natural History. The author is indebted to Michael M. Shara (AMNH) and R. Michael Rich (UCLA) for their constant support and encouragement.

### REFERENCES

- Cruz K.L., & Reid I.N. 2002, AJ, 123, 2828  
 Cruz K.L., Reid I.N., Liebert J., Kirkpatrick J.D., & Lowrance P.J. 2003, AJ, 126, 2421  
 Cutri, R. M., *et al.* 2003, The 2MASS All-Sky Catalog of Point Sources University of Massachusetts and Infrared Processing and Analysis Center (IPAC)/California Institute of Technology – *CDS-ViZier catalog number I/246*)  
 Dahn, C. C., *et al.* 2002, AJ, 124, 1170  
 Dawson, P. C. 1986, ApJ, 311, 984  
 Giclas, H. L., Burnham, R., & Thomas, N. G. 1971, Lowell proper motion survey Northern Hemisphere. The G numbered stars. 8991 stars fainter than magnitude 8 with motions  $> 0''.26/\text{year}$ , Flagstaff, Arizona: Lowell Observatory – *CDS-ViZier catalog number I/79*)  
 Giclas, H. L., Burnham, R. Jr., & Thomas, N. G. 1978, Lowell Proper Motion Survey - Southern Hemisphere Catalog, Bulletin. Lowell Observatory V. 8, P. 89 – *CDS-ViZier catalog number I/112*)  
 Gizis, J. E., Monet, D. G., Reid, I. N., Kirkpatrick, J. D., Liebert, J., & Williams, R. J. 2000, AJ, 120, 1085  
 Gliese, W., & Jahreiss, H. 1980, A&A, 85, 350  
 Gliese W., Jahreiss H. 1991, Preliminary Version of the Third Catalogue of Nearby Stars, Astron. Rechen-Institut, Heidelberg *CDS-ViZier catalog number V/70A*  
 Gould, A., & Salim, S. 2003, ApJ, 582, 1001  
 Garcia-Sanchez, J., Weissman, P.R., Preston, R.A., Jones, D.L., Lestrade, J.-F., Latham D.W., Stefanik R.P., Paredes J.M. 2001, A&A, 379, 634  
 Hanson, R. B. 1979, MNRAS, 186, 875  
 Henry, T. J.; Walkowicz, L. M.; Barto, T. C.; & Golimowski, D. A. 2002, AJ, 123, 2002  
 Hog E., Fabricius C., Makarov V.V., Urban S., Corbin T., Wycoff G., Bastian U., Schwekendiek P., & Wicenec A. 2000, The Tycho-2 Catalogue of the 2.5 Million Brightest Stars, A&A, 355, 27 (*CDS-ViZier catalog number I/259*)  
 Kendall, T. R., Delfosse, X., Martín, E. L., & Forveille, T. 2004, A&A, 416, L17  
 Kirkpatrick, J. D., Reid, I. N., Liebert, J., Gizis, John E., Burgasser, A. J., Monet, D. G., Dahn, C. C., Nelson, B., Williams, R. J. 2000, AJ, 120, 447  
 Lépine, S., Shara, M. M., & Rich, R. M. 2002, AJ, 124, 1190  
 Lépine, S., Rich, R. M., & Shara, M. M. 2002, AJ, 125, 1598  
 Lépine, S., Shara, M. M., & Rich, R. M. 2003, AJ, 126, 921  
 Lépine, S., & Shara, M. M. 2005, AJ, 129, 1483  
 Luyten W. J. 1979a, LHS Catalogue: a catalogue of stars with proper motions exceeding  $0.5''$  annually, University of Minnesota, Minneapolis (*CDS-ViZier catalog number I/87B*)  
 Luyten W. J. 1979b, New Luyten Catalogue of stars with proper motions larger than two tenths of an arcsecond (NLTT), University of Minnesota, Minneapolis (*CDS-ViZier catalog number I/98A*)  
 Lutz, T. E., & Kelker, D. H. 1973, PASP, 85, 573  
 Monet, David G., Dahn, Conrad C., Vrba, Frederick J., Harris, Hugh C., Pier, Jeffrey R., Luginbuhl, Christian B., & Ables, Harold D. 1992, AJ, 103, 638  
 Monet, D. G., *et al.* 2003, AJ, 125, 984, (The USNO-B1 catalog – *CDS-ViZier catalog number I/284*)  
 Motch, C., Guillout, P., Haberl, F., Krautter, J., Pakull, M.W., Pietsch, W., Reinsch, K., Voges, W., & Zickgraf, F.-J. 1998, A&AS, 132, 341  
 Perryman, M. A. C. 1997, The Hipparcos and Tycho catalogues. Astrometric and photometric star catalogues derived from the ESA Hipparcos Space Astrometry Mission, Publisher: Noordwijk, Netherlands: ESA Publication (*CDS-ViZier catalog number I/239*)  
 Phan-Bao, N., Guibert, J., Crifo, F., Delfosse, X., Forveille, T., Borsenberger, J., Epchtein, N., Fouque, P., & Simon, G. 2001, A&A, 380, 590  
 Phan-Bao, N., Crifo, F., Delfosse, X., Forveille, T., Guibert, J., Borsenberger, J., Epchtein, N., Fouque, P., Simon, G., & Vetois, J. 2003, A&A, 401, 959  
 Reid, I. N., & Cruz, K. L. 2002, AJ, 123, 2806  
 Reid, I. N., Kilkenny, D., & Cruz, K. L. 2002, AJ, 123, 2822  
 Reid, I. N., Cruz, K. L., Allen, P., Mungall, F., Kilkenny, D., Liebert, J., Hawley, S. L., Fraser, O. J., Covey, K. R., & Lowrance, P. 2003a, AJ, 126, 3007  
 Reid, I. N., Cruz, K. L., Laurie, S. P., Liebert, J., Dahn, C. C., Harris, H. C., Guetter, H. H., Stone, R. C., Canzian, B., Luginbuhl, C. B., Levine, S. E., Monet, A. K. B., Monet, D. G. 2003b, AJ, 125, 354  
 Reid, I. N., Cruz, K. L., Allen, P., Mungall, F., Kilkenny, D., Liebert, J., Hawley, S. L., Fraser, O. J., Covey, K. R., Lowrance, P., Kirkpatrick, J. D., & Burgasser, A. J. 2004, AJ, 128, 463  
 Ross, F. E. 1939, AJ, 48, 1118  
 Salim, S., & Gould, A. 2002, ApJ, 575, L83  
 Salim, S., & Gould, A. 2003, ApJ, 582, 1011  
 Salim, S., Lépine, S., Rich, R. M., & Shara, M. M. 2003, ApJ, 586, L149  
 Sandage, A., & Saha, A. 2002, AJ, 123, 2047  
 Scholz R.-D., Meusinger H., & Jahreiss H. 2001, A&A, 374, L12  
 Teegarden B.J., Pravdo S.H., Hicks M., Lawrence K., Shaklan S.B., Covey K., Fraser O., Hawley S.L., McGlynn T., & Reid I.N. 2003, ApJ, 589, L51  
 Van Altena W. F., Lee J. T., Hoffleit E. D. 1995, The General Catalogue of Trigonometric Stellar Parallaxes, Fourth Edition, Yale University Observatory 1995 (*CDS-ViZier catalog number I/238A*)  
 Weis, E. W. 1984, ApJS, 55, 289  
 Weis, E. W. 1986, AJ, 91, 626  
 Weis, E. W. 1987, AJ, 93, 451  
 Weis, E. W. 1988, AJ, 96, 1710  
 Wolf, M. 1919, Katalog von 1053 starker bewegten Fixternen, Veroeff. des Badischen Sternw. Heidelberg, 7, 10

TABLE 3  
D < 33PC STARS IN THE LSPM CATALOG: KNOWN GIANTS, SUBGIANTS, AND MAIN SEQUENCE STARS WITH TRIGONOMETRIC PARALLAXES<sup>1</sup>

Name	LSPM #	RA (J2000) deg.	Decl (J2000) deg.	$\mu$ RA '' yr <sup>-1</sup>	$\mu$ Decl '' yr <sup>-1</sup>	V mag	V-J mag	$\pi_{trig}$ ''	ref. <sup>2</sup>	(m-M) <sub>V,J</sub> mag	dist. pc
G 129-55	LSPM J0000+1659	0.200457	16.988232	-0.069	-0.305	8.80	1.85	0.0318±0.0012	HIP		31.4±1.2
LHS 101	LSPM J0002+2704	0.542444	27.082132	0.830	-0.989	5.77	1.07	0.0806±0.0030	HIP		12.4±0.5
G 130-40	LSPM J0004+2316	1.234669	23.269632	0.382	-0.007	7.82	1.42	0.0391±0.0009	HIP		25.6±0.6
LHS 1014	LSPM J0005+4547	1.295397	45.786568	0.870	-0.151	10.05	3.35	0.0870±0.0014	HIP	0.17±0.57	11.5±0.2
LHS 1016	LSPM J0005+4548S	1.420823	45.810383	0.839	-0.162	8.97	2.83	0.0851±0.0027	HIP	0.33±0.33	11.8±0.4
LHS 1017	LSPM J0005+4548N	1.420888	45.812080	0.879	-0.154	8.83	2.73	0.0851±0.0027	HIP	0.39±0.33	11.8±0.4
LTT 10023	LSPM J0006+2901	1.653266	29.021517	0.381	-0.178	6.07	1.34	0.0730±0.0008	HIP		13.7±0.1
G 243-13	LSPM J0006+5826	1.565996	58.436764	0.271	0.030	6.36	1.49	0.0493±0.0010	HIP		20.3±0.4
LHS 1022	LSPM J0007+0800	1.996295	8.005391	-0.349	-0.413	13.33	3.94	0.0440±0.0063	YPC	1.96±0.57	22.7±3.8
V* alf And	LSPM J0008+2905	2.096912	29.090433	0.136	-0.162	2.05	-0.08	0.0336±0.0007	HIP		29.8±0.7
V* V740 Cas	LSPM J0008+6627	2.238476	66.456650	0.178	0.002	8.62	1.59	0.0313±0.0021	HIP		31.9±2.3
LHS 1027	LSPM J0009+5908	2.294539	59.149780	0.527	-0.180	2.27	0.56	0.0599±0.0006	HIP		16.7±0.2
Ross 310	LSPM J0011+5820	2.838105	58.349915	0.235	0.020	9.48	2.29	0.0357±0.0051	HIP		28.0±4.7
CCDM J00126+214	LSPM J0012+2142N	3.139525	21.713451	0.183	-0.289	11.91	3.07	0.0345±0.0117	HIP	2.73±0.57	29.0±14.9
LP 348-42	LSPM J0012+2142S	3.143580	21.706341	0.187	-0.294	13.65	3.99	0.0345±0.0117	HID	2.16±0.57	29.0±14.9

<sup>1</sup>The complete table is available in the electronic version of AJ. This table is to provides guidance to the format of the data.

<sup>2</sup> References for parallaxes: HIP – *Hipparcos and Tycho Catalogue*, HID – *common proper motion companion of a Hipparcos star* YPC – *Yale Catalog of Trigonometric Parallaxes*, D02 – *Dahn et al. 2002*, NST – *NStars Database*, R03 – *Reid et al. 2003b*.

TABLE 4  
D < 33PC STARS IN THE LSPM CATALOG: KNOWN MAIN SEQUENCE STARS WITH PHOTOMETRIC/SPECTROSCOPIC DISTANCE MODULI<sup>1</sup>

Name	LSPM #	RA (J2000) deg.	Decl (J2000) deg.	$\mu$ RA '' yr <sup>-1</sup>	$\mu$ Decl '' yr <sup>-1</sup>	V mag	V-J mag	(m-M) <sub>phot</sub> mag	ref. <sup>2</sup>	(m-M) <sub>spec</sub> mag	ref. <sup>3</sup>	(m-M) <sub>V,J</sub> mag	dist. pc
LP 404-33	LSPM J0008+2050	2.224675	20.840403	-0.061	-0.255	13.90	5.03	0.13±0.35	CNS			0.20±0.56	10.6±1.9
LP 191-43	LSPM J0008+4918	2.229864	49.315651	0.347	0.205	16.53	5.67			0.99±0.17	R03	1.50±0.56	15.8±1.3
	LSPM J0011+2259	2.970996	22.984573	0.146	-0.229	11.98	3.12			1.14±0.33	R03	2.68±0.57	16.9±2.8
LHS 1037	LSPM J0011+3303	2.985193	33.054703	-0.544	-0.395	12.98	3.91	1.55±0.30	R04			1.69±0.57	20.4±3.0
LP 149-35	LSPM J0012+5059	3.238347	50.988163	0.295	0.032	17.24	5.83			1.95±0.18	R03	1.91±0.56	24.5±2.1
LP 404-66	LSPM J0016+2003	4.236689	20.065327	0.228	0.024	14.11	4.43	1.73±0.43	CNS			1.68±0.69	22.2±4.8
LP 404-80	LSPM J0017+2057W	4.494271	20.955217	-0.272	-0.384	12.16	3.47	2.42±0.30	R04			1.98±0.57	30.5±4.5
LP 404-81	LSPM J0017+2057E	4.496541	20.956783	-0.272	-0.384	10.72	2.47	2.30±0.30	R04				28.8±4.3
	LSPM J0017+3028	4.491442	30.469551	0.287	0.052	16.28	4.61			2.14±0.18	R04	3.47±0.69	26.8±2.3
LP 292-66	LSPM J0018+2748	4.723306	27.813824	0.387	-0.101	13.80	4.27	1.42±0.41	CNS			1.71±0.69	19.2±4.0
LHS 1060	LSPM J0021+1843	5.318830	18.732157	0.682	-0.084	17.17	5.85			1.69±0.19	R03	1.80±0.56	21.8±2.0
LP 149-56	LSPM J0021+4912	5.490994	49.210533	0.204	-0.031	12.74	3.60	2.02±0.24	CNS			2.23±0.57	25.4±3.0
LHS 1073	LSPM J0025+2253	6.335831	22.886417	-0.241	-0.457	14.71	4.99	1.00±0.19	CNS			1.09±0.69	15.8±1.4
LP 193-488	LSPM J0026+3947	6.510745	39.789875	0.224	0.021	16.33	5.34			2.44±0.34	R03	1.97±0.56	30.8±5.2
LP 349-25	LSPM J0027+2219	6.983301	22.325680	0.408	-0.174	17.40	6.79			-0.35±0.33	R03	0.22±0.63	8.5±1.4

<sup>1</sup>The complete table is available in the electronic version of AJ. This table is to provides guidance to the format of the data.

<sup>2</sup> References for photometric data: CNS – *3rd Catalog of Nearby Stars* (Gliese & Jahreiss 1991), G00 – *Gizis et al. (2000)*, RC02 – *Reid & Cruz (2002)*, CR02 – *Cruz & Reid (2002)*, R04 – *Reid et al. (2004)* P01 – *Phan-Bao et al. (2001)*, P03 – *Phan-Bao et al. (2003)*, S01 – *Scholz, Meusinger, & Jahreiss (2001)*, S03 – *Salim et al. (2003)*, T03 – *Teegarden et al. (2003)*.

<sup>3</sup> References for spectroscopic data: K04 – *Kendall et al. (2004)*, LRS – *Lépine, Rich, & Shara (2003)*, CR02 – *Cruz & Reid (2002)*, C03 – *Cutri et al. (2003)*, R03 – *Reid et al. (2003a)*, R04 – *Reid et al. (2004)*.