


Possible Dark Matter Signals from Antiprotons, Positrons, X-rays and Gamma-rays

U. Schwanke

*Humboldt University Berlin, Department of Physics, Newtonstrasse 15,
12489 Berlin, Germany*



A number of signals involving charged cosmic rays and high-energy photons have been interpreted as being due to annihilating dark matter. This article provides an overview of the experimental evidence and discusses in particular detections of antiprotons and positrons in the cosmic radiation, the diffuse γ -ray emission between 10 MeV and 100 GeV from the Milky Way, and the 511 keV annihilation radiation and the flux of very high-energy photons (> 100 GeV) from the Galactic Centre.

1 Introduction

Observations of numerous astronomical systems (rotation curves of galaxies, dynamics of galaxy clusters) have shown that the amount of gravitationally bound mass is much larger than the mass inferred from measurements in various wavelength bands. Unless one is willing to modify the law of gravity at scales larger than the size of the solar system, one is forced to the conclusion that those systems contain a substantial fraction of matter that contributes to gravity but does not shine. Further compelling evidence for the existence of dark matter has been derived from the high-precision WMAP measurements of the temperature fluctuations of the cosmic microwave background radiation. Apparently, matter accounts for 27 % of the total mass density of the Universe (the remaining 73 % being dark energy), but the contribution of baryonic matter is only 4 %. This implies that some form of non-baryonic dark matter dominates the matter contribution to the total mass density of the Universe.

2 Direct and Indirect Dark Matter Searches

Particles that could constitute dark matter must be sufficiently heavy and interact so weakly with ordinary matter that only their gravitational interaction has come to our attention up

to now. None of the known particles has the right properties (neutrinos being too light for example), but there is no lack of candidates proposed within various theoretical frameworks¹.

From an experimental point of view, searches at collider experiments have yielded limits on the mass and the couplings of suitable particles that are predicted for example by extensions of the Standard Model of elementary particle physics (like supersymmetry). Other searches do not seek to produce dark matter particles with same man-made apparatus, and are then classified as either *direct* or *indirect*. Direct searches aim at dark matter particles that might be present in Earth's immediate neighbourhood and try to make them interact in suitable detectors. The used detectors record recoil and ionization signals that might be caused by scattering of dark matter particles with the target material. Direct search experiments have yielded upper limits on the interaction cross section of dark matter particles with atoms, often as a function of the mass of the particle^a. Indirect searches do not target dark matter particles directly, but rather their annihilation or decay products and record these possibly far away from the location where the interaction occurred. In the following, we will concentrate exclusively on indirect searches, discuss the basic principles and review signals that have been interpreted as possible evidence for dark matter.

3 Indirect Searches

Indirect searches detect secondaries arriving in Earth's immediate neighbourhood. They can potentially benefit from cumulative effects from large amounts of dark matter (e.g. in the entire Milky Way) or from dark matter concentrations higher than in the solar system (e.g. in the centre of the Milky Way). On the other hand, indirect searches offer a much less controlled experimental environment than direct searches, and the interpretation of measurements requires knowledge of the dark matter distribution and a good understanding of less exotic processes that might create the same secondaries.

Reasonable candidates for observable secondaries are antiprotons and positrons since those can be readily identified in the flux of ordinary charged cosmic rays. Neutrinos and γ -rays can provide usable signals as well, and we will briefly discuss each particle type with its specific signature and related problems.

Antiprotons: The signature expected from antiprotons from dark matter annihilation or decay is an energy spectrum with a cutoff at the mass of the dark matter particle. Like all charged particles, (anti-)protons created somewhere in the Galaxy quickly lose their directional information due to deflections in the galactic magnetic field and spread out in a diffusive way. The range of antiprotons in the interstellar medium is high, so potentially the dark matter in the entire Milky Way can contribute to an antiproton signal observed on Earth. The major background are antiprotons produced in interactions of cosmic ray protons with the interstellar medium (mostly neutral and ionized hydrogen) or even in Earth's atmosphere. Another complication arises from the fact that the flux of charged particles arriving on Earth varies not only with latitude (due to Earth's magnetic field) but also with time due to the Sun's activity. This so-called solar modulation can be neglected at energies above 10 GeV, but is very important around 1 GeV.

The background subtraction and interpretation of antiproton signals requires therefore a modelling of the Milky Way and an accurate description of propagation effects. Current models^{2,3} treat particle diffusion, energy losses and spallation processes, but their reliability is hampered by the fact that some inputs (e.g. the distribution of cosmic ray sources

^aThere is one signal claim by the DAMA collaboration, but other experiments already excluded the cross section region suggested by this measurement.

and hydrogen in the galaxy, the energy dependence of diffusion coefficients etc.) have not been measured with high precision.

Positrons: Much of what has been said about antiprotons also applies to positrons. The biggest difference is that positrons suffer from larger energy losses which is restricting their diffuse range to a few kiloparsecs (kpc). This range is much smaller than the diameter of the Milky Way (≈ 30 kpc), which implies that only dark matter within a few kpc would contribute to a signal detectable on Earth. On the bright side, this restriction to the solar neighbourhood makes the treatment of the positron diffusion easier and reduces the impact of uncertainties of the dark matter distribution in the galaxy (where N -body simulations predict a steep increase of the dark matter density towards the Galactic Centre). Background positrons are created in interactions of photons and charged cosmic rays, but there is also a number of astrophysical positron sources (supernova explosions, pulsars etc.).

γ -rays: In contrast to charged secondaries, the measured arrival direction of photons can be correlated with the (dark) matter density. A clear dark matter signature would be the observation of γ -ray lines from annihilation of dark matter particles at rest. In supersymmetric theories, the final states of these annihilations ($\gamma\gamma$ or γZ) can only be reached in loop diagrams and are therefore suppressed. For photons created in subsequent decays of annihilation products one expects an energy spectrum with a strict cutoff given by the mass of the annihilating dark matter particle. Prominent backgrounds are created in interactions of charged cosmic rays with the interstellar medium (i.e. via π^0 decay), by bremsstrahlung and by inverse Compton scattering of electrons.

Neutrinos: Neutrinos are great messenger particles pointing back to their sources and with hardly any propagation effects, but they are also difficult to detect. Attempts to measure the flux of neutrinos created by dark matter particles accumulating in the Sun or the Earth have resulted in upper limits that are not very constraining. We will not be concerned with neutrinos here.

4 Antiprotons and Positrons

The detection of antiprotons and positrons in the upper atmosphere employs particle spectrometers (Fig. 1 (left)) carried by balloons to heights of around 40 km above sea level. The reached exposure is somewhat limited since these experiments (like BESS or HEAT) are flown typically once a year for a duration of roughly $\mathcal{O}(10)$ hours. The BESS experiment⁴, for example, recorded around 2000 antiprotons in eight flights which took place in northern Canada over a period of 11 years. The small fraction of antimatter in the cosmic radiation ($\bar{p}/p \approx 10^{-5}$) poses a particular challenge to the balloon-borne spectrometers, and the large background of particles with the wrong charge (i.e. protons and electrons) requires high precision tracking and excellent particle identification capabilities. Some of the associated experimental uncertainties were maybe not so well known in early experiments whose data suggested a much larger number of antiprotons and positrons than expected from purely secondary production. Meanwhile, both the understanding of the measurements and of the expected background of secondary antiprotons have improved, resulting in less room for additional sources of antimatter.

For antiprotons, both the absolute flux and the energy dependence of the antiproton-to-proton ratio seem to be broadly consistent with a picture where no dark matter contribution is needed to account for the observations. The BESS collaboration reported lately a possible excess of antiprotons⁴ at energies below 1 GeV, but the effect seems small given the limited statistics of the data and the uncertainties related to the proper description of solar modulation in this energy range. In December 2004, the BESS collaboration managed for the first time to

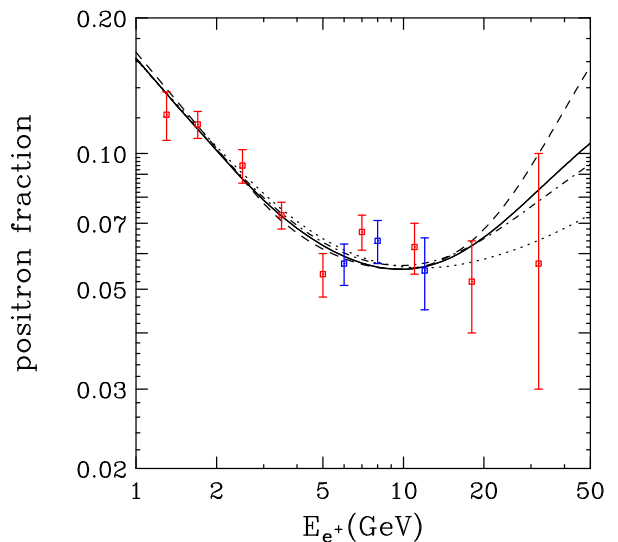
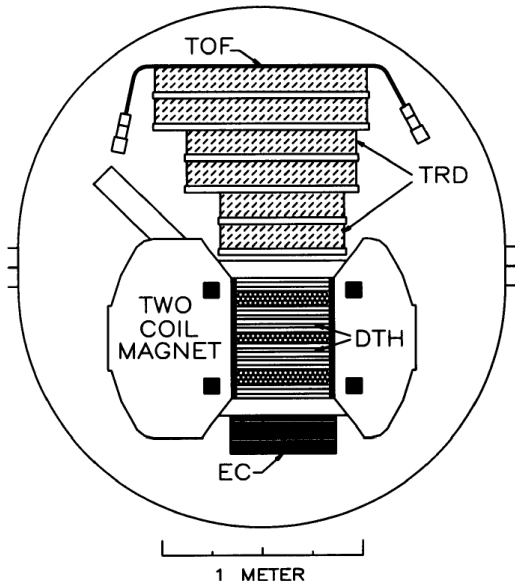


Figure 1: (Left:) Schematic view of the HEAT- e^\pm spectrometer. (Right:) Positron fraction measured by HEAT in 1994/95 (red) and 2000 (blue). The lines indicate a contribution from annihilating Kaluza-Klein dark matter which has been normalized to the data. The various line styles correspond to different choices for the positron diffusion parameters⁷.

conduct a 9-day flight in Antarctica that should have doubled the available antiproton statistics and might give new insight into the reality of the observed effect.

Positron measurements were conducted as well and analysed in terms of the so-called *positron fraction* (the fraction of positrons among all detected electrons and positrons). The energy dependence of the positron fraction has been measured between 1 and 30 GeV, and features of the observed spectrum have been interpreted as being due to dark matter. In particular the data of the HEAT experiment (High Energy Antimatter Telescope) have been discussed in this context. The HEAT spectrometer has been flown in two different detector configurations (HEAT- e^\pm (Fig. 1 (left)) and HEAT-pbar). The flights took place near solar maximum (1994 and 1995, HEAT- e^\pm) and near solar minimum (2000, HEAT-pbar), and at different geomagnetic cutoffs (around 1 GeV in 1995, and around 4 GeV in 1994 and 2000). The energy dependence of the positron fraction measured during the 1994/95 flights agrees with what has been found in 2000^{5,6} (Fig. 1 (right)), and the HEAT collaboration finally concluded that the intensity of positrons is consistent with a purely secondary origin due to nuclear interactions in interstellar space⁶.

Given the experimental and model-related uncertainties, a contribution from dark matter cannot be ruled out and this possibility has been the subject of theoretical studies. A popular dark matter candidate motivated by elementary particle physics (the supersymmetric neutralino) couples in proportion to the mass of the final state particles and is thus an inefficient electron-positron source. In this situation, particles expected in Kaluza-Klein theories offer a viable alternative and have been studied in detail⁷ (Fig. 1 (right)).

5 Electron-Positron Annihilation Radiation

Another way of tracing positrons is the observation of the 511 keV radiation that is created when electrons and positrons annihilate at rest somewhere in the Milky Way. Energetic positrons suffer rapid ionization losses and can annihilate with electrons depending on the atom and electron density in the interstellar medium. Since the stopping distance of positrons is typically

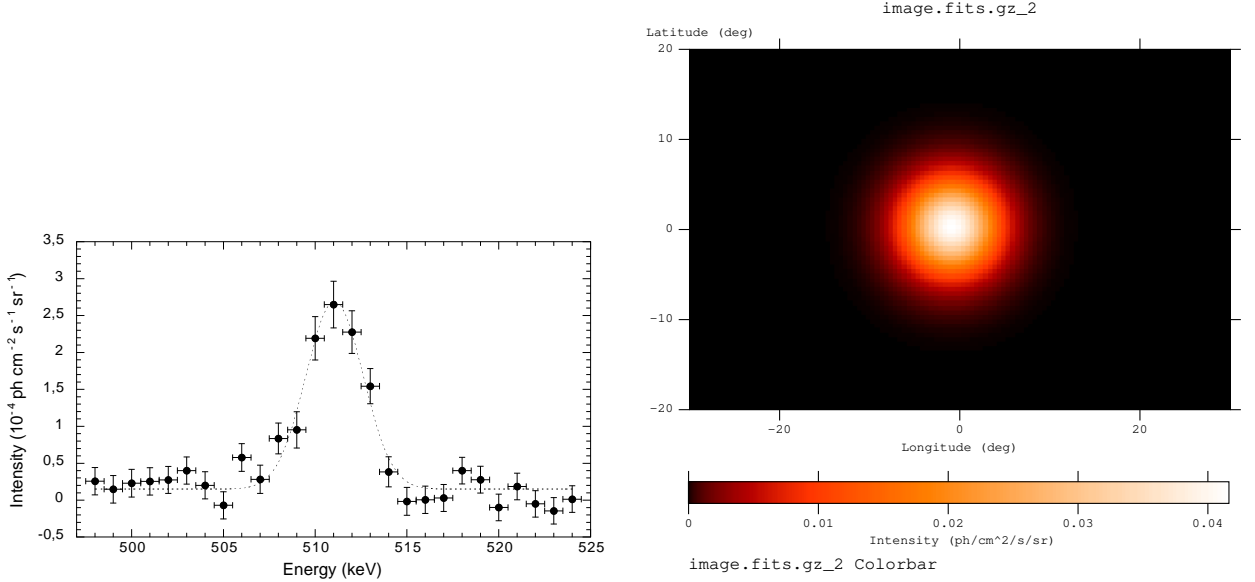


Figure 2: (Left:) SPI 511 keV flux spectrum. The dotted line is the result of modelling the spectrum using a Gaussian of FWHM of 10° around the Galactic Centre¹⁶. (Right:) Fit model for the 511 keV line emission from the Galactic Centre region. The fit model is a Gaussian representing the Galactic bulge¹⁸.

much smaller than their mean free path for annihilation, positrons do indeed thermalise before annihilation. The annihilation process itself seems to be dominated by positronium formation⁸ creating a narrow line (25 % of the time) or a three-photon continuum (75 % of the time).

Electron-positron annihilation radiation from the Galactic Centre was detected for the first time in the 70s^{9,10,11}. After initial claims of a flux variability in time, consistent results for the absolute photon flux and the line shape were obtained by a number of experiments^{12,13,14,15}. There was much less agreement on the morphology of the emission region. Some measurements suggested both a contribution from the bulge and the disk of the Milky Way, and an additional component from a location at positive galactic latitude (i.e. above the galactic plane) was also discussed.

The most recent high-statistics observations of the 511 keV annihilation radiation have been obtained using the INTEGRAL satellite. INTEGRAL (INTErNational Gamma-Ray Astrophysics Laboratory) is an ESA mission in cooperation with Russia and the United States launched in 2002. One of the instruments aboard INTEGRAL is SPI (SPectromètre Integral), and this device has been used to measure the flux, line shape and morphology of the 511 keV radiation with improved accuracy. SPI is a coded-mask telescope with a 16° (FWHM) field of view and BGO collimators. It uses 19 Germanium detectors to measure the shadow cast by the mask. It is sensitive for photon energies between 20 keV and 10 MeV and has an energy resolution of 2 keV (at 1 MeV). The coded mask and the pixelation of the Germanium detector result in an angular resolution around 2° .

The SPI data published so far^{16,17,18} were taken in 2003 and cover galactic longitudes of $\pm 30^\circ$ and galactic latitudes of $\pm 10^\circ$. The analysis relies on the accurate subtraction of annihilations initiated by particles showering up in the detector. The data show a strong signal (Fig. 2 (left)) with a significance exceeding 20 standard deviations. The measured flux and the line width are consistent with earlier measurements. Despite significant exposure out to galactic longitudes of $\pm 30^\circ$ the morphology of the emission region is accurately modelled by a spherical distribution which is centred at the Galactic Centre and exhibits a Gaussian radial profile with a FWHM of 8° . Upper limits on the flux contribution from the galactic disk were derived.

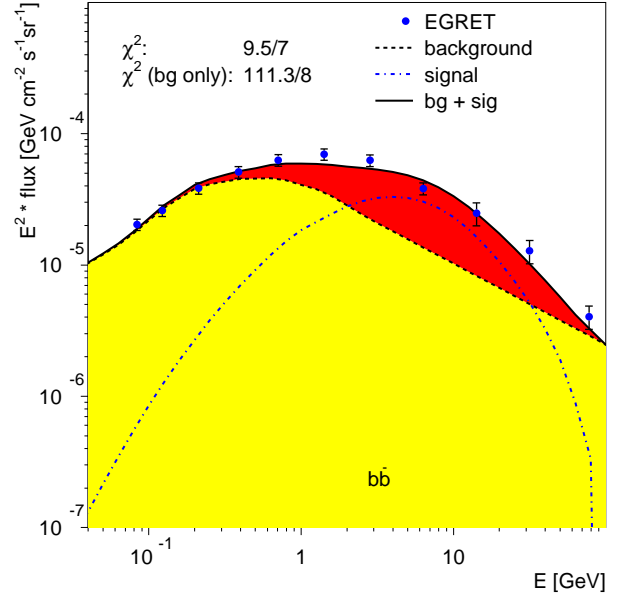
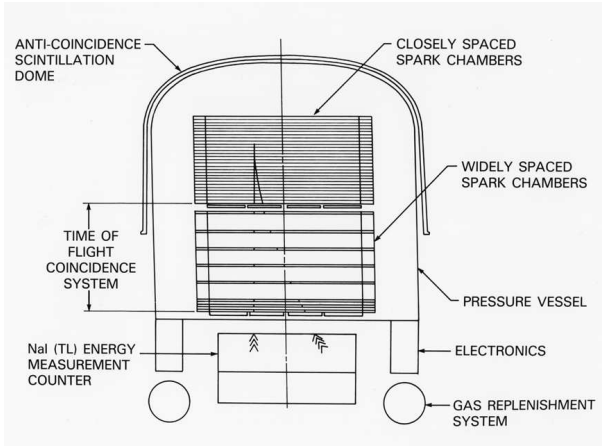


Figure 3: (Left:) Cross section of the EGRET detector aboard CGRO. (Right:) Diffuse γ -ray energy spectrum of the Inner Galaxy (longitude $330 - 30^\circ$, latitude $|b| < 5^\circ$). The EGRET data are shown as dots. The dashed line denotes the photon contribution from hadronic interactions in the interstellar gas, the dot-dashed line denotes the photon spectrum expected from neutralino annihilations into $b\bar{b}$ pairs. The solid line is the sum of the two components²⁰.

Measurements of the 511 keV annihilation radiation address all kinds of positron sources in the Milky Way. Most of the discussed sources (like supernovae, pulsars, stellar flares, Wolf-Rayet stars, cosmic-ray interactions with the interstellar medium and others) would probably imply a non-negligible contribution from the galactic disk. The SPI measurement suggests the galactic bulge as the positron source and this agrees with the notion that the density of dark matter particles should be highest in the Galactic Centre region, while a contribution from the galactic disk is not necessarily expected. This has resulted in attempts to model the SPI data as being due to dark matter annihilation and we refer the reader to a contribution in these proceedings¹⁹ which discusses this possibility in detail.

6 Diffuse γ -ray Emission from the Milky Way

Photons from the decay cascade of particles created by annihilating dark matter can potentially make a significant contribution to the diffuse γ -ray emission from the Milky Way and this possibility has lately been investigated²⁰ using EGRET data. The EGRET (Energetic Gamma Ray Experiment Telescope) instrument is a detector sensitive to photons with energies between 20 MeV and 30 GeV that was flown between 1991 and 2000 aboard NASA's Compton Gamma-Ray Observatory (CGRO). EGRET detected photons by conversion into electron-positron pairs and subsequent measurement of the tracks and the particle energies using a spark chamber and a calorimeter (Fig. 3 (left)). The photon energy was reconstructed with an accuracy of 20 %, and the angular resolution varied between 1.3° (at 1 GeV) and 0.4° (at 10 GeV).

The EGRET observations discovered several hundred γ -ray sources. Diffuse emission was searched for by subtracting those sources from the overall photon flux, and it was noted already in 1997 that the energy spectra of the diffuse component show a 60 % excess compared with model predictions²¹. This excess was found at energies above several GeV, while the EGRET data below 1 GeV were well accounted for by models that describe the photon spectrum as

entirely due to secondary interactions of charged cosmic rays. The excess was found with a very similar spectral shape for all sky directions, i.e. it does not only occur when observing, for example, the Galactic Centre region.

An excess of γ -rays from all directions is a signature that could be provided by dark matter annihilations taking place throughout the Milky Way. The absolute photon flux from a certain direction is proportional to the line-of-sight integral over the squared dark matter density, since the annihilation rate goes with the density squared. The shape of the energy spectrum of the excess photons is determined by the mass and the couplings of the dark matter particle and should indeed be independent of the observation direction. An analysis of the total EGRET data set has been performed to investigate possible dark matter contributions to the diffuse photon flux²⁰, and is described in detail elsewhere in these proceedings²². The analysis extracts the background shape from a model of cosmic ray propagation and γ -ray production in the Galaxy (GALPROP³) with a particular sets of parameters, while the signal shape is based on expectations from supersymmetry²³ combined with the known fragmentation of quarks. The absolute normalizations of signal and background are allowed to vary, and a fit of the energy spectra is used to limit the mass of the dark matter particle to the 50–100 GeV range (Fig. 3 (right)). The spatial distribution of the detected photons is used to extract very detailed information about the dark matter distribution in the Galaxy. It is found that the EGRET data can be described with a contribution from annihilating supersymmetric dark matter when the annihilation rate is enhanced by a 'boost factor' of 20 which could be possible due to clumping on small scales.

The proper modelling of the sizable fraction of background photons created by interactions of charged cosmic rays is a key element when looking for dark matter induced photons. The GALPROP model combined with cosmic ray measurements (i.e. local (anti)proton and electron spectra) has been used to describe the EGRET data on diffuse photon emission without any dark matter contribution. This alternative analysis²⁴ uses the diffuse emission itself to adjust the electron injection spectrum and also scales up the initial proton spectrum using antiproton data. It arrives at a different GALPROP parameter set and somewhat relaxes the requirement on the agreement of locally measured and predicted electron and proton spectra. This is not implausible since details of the galactic structure are anyway not taken into account in the background model.

7 Very High-Energy γ -rays from the Galactic Centre

The Galactic Centre region is considered as a promising target for dark matter searches since an increased dark matter density is expected there. The dynamical centre of the Galaxy is dominated by Sagittarius A*, a putative black hole of $\approx 3 \cdot 10^6$ solar masses²⁵. Sgr A* was first discovered as compact radio source and exhibits a very low bolometric luminosity. It was found to be variable on sub-hour timescales in the infrared band and in X-rays^{26,27,28,29} suggesting that the observed radiation is created close to the event horizon of the black hole. Sgr A* is surrounded by a supernova remnant (Sgr A East) and a region with a high density of ionized hydrogen (Sgr A West).

In 2004, results of observations of the Galactic Centre in very high-energy γ -rays (> 100 GeV) have been published by several experiments using the imaging atmospheric Cherenkov technique. This technique records images of air showers by focussing the Cherenkov light emitted by the secondary shower particles onto a camera. Energy, direction and type (γ -ray or background hadron) of the particle that initiated the air shower can be extracted from an analysis of the camera image. Viewing the same shower with more than one telescope allows to reconstruct the direction of the primary with a precision of 0.1° per event; the energy is estimated with a typical relative resolution of 20 %.

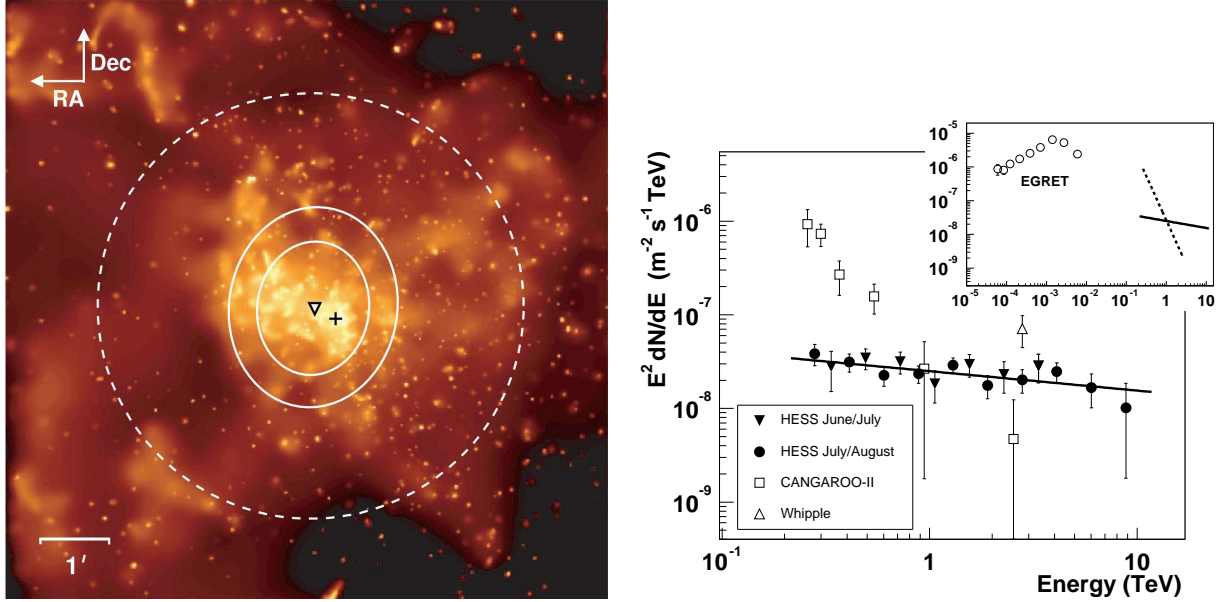


Figure 4: (Left:) Location of the H.E.S.S. VHE γ -ray signal shown on a $8.5'$ by $8.5'$ Chandra X-ray map. The triangle denotes the centre of gravity of the H.E.S.S. signal, the cross marks the location of Sgr A^* . The contour lines indicate the 68 % and 95 % position; the dashed line is the upper limit on the rms source size (95 % confidence level). (Right:) Energy spectrum of the γ -rays from the Galactic Centre. The full circles and triangles denote H.E.S.S. data taken in 2003 with different detector configurations. The open squares and the open triangle correspond to detections of the galactic centre region by CANGAROO³¹ (2001/2002) and Whipple³⁰ (1995–2003).

Detections of very high-energy γ -rays from the Galactic Centre have been published by the Whipple, CANGAROO and H.E.S.S. groups^{30,31,32}. The most significant signal (11σ) was reported by the H.E.S.S. experiment using data from two telescopes in 2003. H.E.S.S. is located in Namibia and can observe the Galactic Centre under small zenith angles resulting in an energy threshold of 160 GeV for this data set. The detected γ -ray source appears point-like compared with the point spread function of the instrument. The H.E.S.S. measurement pinpoints the source position with a much higher accuracy than the earlier Whipple and CANGAROO detections. Within errors, the source position is compatible with Sgr A^* , but also with the supernova remnant Sgr A East (Fig. 4 (left)). The energy spectrum measured by H.E.S.S. is well described by a power law $E^{-\Gamma}$ with a spectral index Γ of 2.2 (full symbols in Fig. 4 (right)). This spectrum is significantly flatter than the spectrum reported by CANGAROO (open squares in Fig. 4 (right)). The CANGAROO spectrum combines data from 2001 and 2002 and implies a higher overall photon flux than the H.E.S.S. measurement.

The different flux levels and spectral shapes reported by the three experiments seem to suggest a source variability in time. This option appears however unlikely since none of the individual groups found indications for variability in its data set. Simultaneous observations and a cross-calibration of experiments with known steady sources should allow more insights into this problem. The H.E.S.S. detection has lately been confirmed by data taken in 2004 with four telescopes. The overall significance of the signal is now at the 35σ level, and both source position and shape of the energy spectrum agree completely with what has been found in 2003. The spectrum has been extended to energies as low as 200 GeV and as high as 20 TeV, and is still well described by a power law.

The γ -ray signal from the Galactic Centre has been interpreted both as dark matter³³ and in terms of 'ordinary' astrophysical processes. Ascribing the total photon signal to dark matter annihilations and fitting the H.E.S.S. energy spectrum to a shape expected from a weakly

interacting supersymmetric particle³⁴, results in a lower limit of 12 TeV on the mass of the dark matter particle. The mass limit is driven to this high value since the H.E.S.S. energy spectrum shows no evidence for a cutoff at higher energies. Also, the required annihilation cross section is rather high, even though the angular distribution of the signal is already compatible with a steep increase of the dark matter density towards the Galactic Centre. Other interpretations of the Galactic Centre signal invoke Kaluza-Klein dark matter³⁵ and find that the entire H.E.S.S. data can be described with a particle mass of roughly 10 TeV for boost factors of the order 10^3 . All these interpretations are certainly pushed to their limits by the 2004 H.E.S.S. data which extend with a pure power law shape to even higher energies. At the same time, explanations are being followed where only a fraction of the detected photon flux is attributed to dark matter.

Astrophysical explanations of the Galactic Centre signal have been studied as well and could be viable alternatives. Accretion onto the black hole Sgr A* and associated acceleration processes can produce high-energy protons and electrons that create secondary γ -rays due to synchrotron and curvature radiation or due to interactions with ambient matter and photon fields. The low luminosity of Sgr A* implies that it appears transparent for TeV γ -rays, and it has been demonstrated³⁶ that the H.E.S.S. data can be explained assuming populations of high-energy protons or electrons associated with Sgr A*. More detailed and simultaneous studies in different wavelength bands will help to tackle the question whether the very-high energy γ radiation is indeed related to Sgr A*.

Other astrophysical interpretations focus on the supernova remnant Sgr A East³⁷. The spectral index measured by H.E.S.S. is close to the value expected for particle acceleration in the shock front of supernova explosions. The observed γ -rays would then be created by protons and/or electrons accelerated to energies of $\mathcal{O}(100 \text{ TeV})$. This explanation appears not unmotivated since Sgr A East is a very powerful supernova remnant with an above-average explosion energy, and the presence of a 100 TeV-particles has lately been demonstrated for other supernova remnants^{38,39}.

8 Summary and Outlook

A number of signals recorded by balloon experiments, satellites and imaging Cherenkov telescopes have been interpreted as being due to dark matter. Dark matter explanations, often of the same signal, invoke various theoretical frameworks, and there seems to be no scenario that can explain more than experimental signature. In most cases, astrophysical sources of the observed signals offer a reasonable alternative. In absence of an unambiguous dark matter signal (like a line emission), indirect searches are made difficult by uncertainties related to the dark matter distribution in the Galaxy and the presence of various background processes. In particular a more precise modelling of the sources, spectra and propagation of ordinary charged cosmic rays is required to predict the shape of backgrounds with greater confidence. Long-term studies of charged particle spectra and of the impact of solar modulation using future space-based experiments (like AMS-02 and PAMELA^{40,41}) will provide valuable information in that respect, and will detect antiprotons and positrons at the same time. Imaging atmospheric Cherenkov telescopes are exploring the skies with much-improved sensitivity and continue to discover sources some of which seem to have no counterpart in any other waveband⁴². They might also encounter dark matter clumps that are predicted to be bright γ -ray sources based on simulation of cosmological models⁴³. These searches will certainly benefit from the overlap towards lower photon energies ($< 100 \text{ GeV}$) provided by the future GLAST satellite mission⁴⁴.

Acknowledgments

The author would like to thank O. Reimer and J. Ripken for discussions related to the material presented here.

References

1. G. Bertone, D. Hooper and J. Silk, hep-ph/0404175.
2. V. S. Ptuskin et al., A&A **321**, 434 (1997).
3. A. W. Strong & I. V. Moskalenko, ApJ **509**, 212 (1998).
4. J. W. Mitchell et al., Advances In Space Research (2005).
5. S. W. Barwick et al., ApJ **482**, L191–194 (1997).
6. M. A. DuVernois et al., ApJ **559**, L296–303 (2001).
7. D. Hooper, hep-ex/0409272).
8. R. Kinzer et al., ApJ **559**, 282 (2001).
9. W. N. Johnson et al., ApJ **172**, L1 (1972).
10. W. N. Johnson & R. C. Haymes, ApJ **184**, 103 (1973).
11. M. Leventhal et al., ApJ **225**, L11 (1978).
12. W. A. Mahoney et al., ApJ Supp. Ser. **92**, 387 (1994).
13. M. Leventhal et al., ApJ **405**, L25 (1993).
14. D. M. Smith et al., ApJ **414**, 165 (1993).
15. M. J. Harris et al., ApJ **501**, L55 (1998).
16. P. Jean et al., A&A **407**, L55–L58 (2003).
17. J. Knödseder et al., A&A **411**, L457–L460 (2003).
18. G. Weidenspointner et al., Proc. of the V INTEGRAL Workshop, Munich 16–20 Feb 2004 [astro-ph/0406178].
19. C. Boehm, these proceedings.
20. W. de Boer et al., astro-ph/0408272.
21. S. D. Hunter et al., ApJ **482**, 205 (1997).
22. W. de Boer, these proceedings.
23. P. Gondolo et al., JCAP 0407 (2004) [astro-ph/0406204].
24. A. W. Strong et al., ApJ **613**, 956 (2004).
25. R. Schödel et al, Nature **419**, 694 (2002).
26. R. Genzel et al, Nature **425**, 934 (2003).
27. F. K. Baganoff et al., Nature **413**, 45 (2001).
28. A. Goldwurm et al., ApJ **584**, 751 (2003).
29. D. Porquet et al., A&A **407**, L17 (2003).
30. K. Kosack et al., ApJ **608**, L97 (2004).
31. K. Tsuchiya et al., ApJ **606**, L115 (2004).
32. F. Aharonian et al. [The H.E.S.S. Collaboration], A&A **425**, L13–L17 (2004).
33. D. Hooper et al., astro-ph/0404205.
34. D. Horns, astro-ph/0408192.
35. L. Bergström et al., astro-ph/0410359.
36. F. Aharonian & A. Neronov, astro-ph/0408303.
37. R. M. Crocker et al., astro-ph/0408183.
38. F. Aharonian et al. [The H.E.S.S. Collaboration], Nature **432**, 74 (2004).
39. M. Lemoine-Goumard, Proc. of XLth Moriond Conf. “Very High Energy Phenomena in the Universe” (2005).
40. <http://ams.cern.ch/AMS>
41. M. Circella, NIM A **518**, 153 (2004).

42. F. Aharonian et al. [The H.E.S.S. Collaboration], Science **307**, 1938 (2005).
43. J. Diemand et al., Nature **433**, 389 (2005).
44. <http://www-glast.stanford.edu>