

# Radio-loud flares from microquasars and radio-loudness of quasars

Carlo Nipoti<sup>1,2</sup>, Katherine M. Blundell<sup>1</sup> and James Binney<sup>1</sup>

<sup>1</sup> *University of Oxford, Department of Physics, Keble Road, Oxford, OX1 3RH, U.K.*

<sup>2</sup> *Dipartimento di Astronomia, Università di Bologna, via Ranzani 1, 40127 Bologna, Italy*

Accepted 2005 May 12. Received 2005 April 19; in original form 2005 March 4.

## ABSTRACT

The low-frequency power spectra of the X-ray and radio emission from four microquasars suggest that two distinct modes of energy output are at work: (i) the ‘coupled’ mode in which the X-ray and radio luminosities are closely coupled and vary only weakly, and (ii) the ‘flaring’ mode, which dramatically boosts the radio luminosity but makes no impact on the X-ray luminosity. The systems are in the flaring mode only a few percent of the time. However, flares completely dominate the power spectrum of radio emission, with the consequence that sources in which the flaring mode occurs, such as GRS 1915+105 and Cyg X-3, have radio power spectra that lie more than an order of magnitude above the corresponding X-ray power spectra. Of the four microquasars for which we have examined data, in only one, Cyg X-1, is the flaring mode seemingly inactive. While Cyg X-1 is a black-hole candidate, one of the three flaring sources, Sco X-1, is a neutron star. Consequently, it is likely that both modes are driven by the accretion disk rather than black-hole spin. Radio imaging strongly suggests that the flaring mode involves relativistic jets.

A typical microquasar is in the flaring mode a few percent of the time, which is similar to the fraction of quasars that are radio loud. Thus there may be no essential difference between radio-loud and radio-quiet quasars; radio loudness may simply be a function of the epoch at which the source is observed.

**Key words:** accretion, jets and outflows, quasars: general, X-rays: binaries

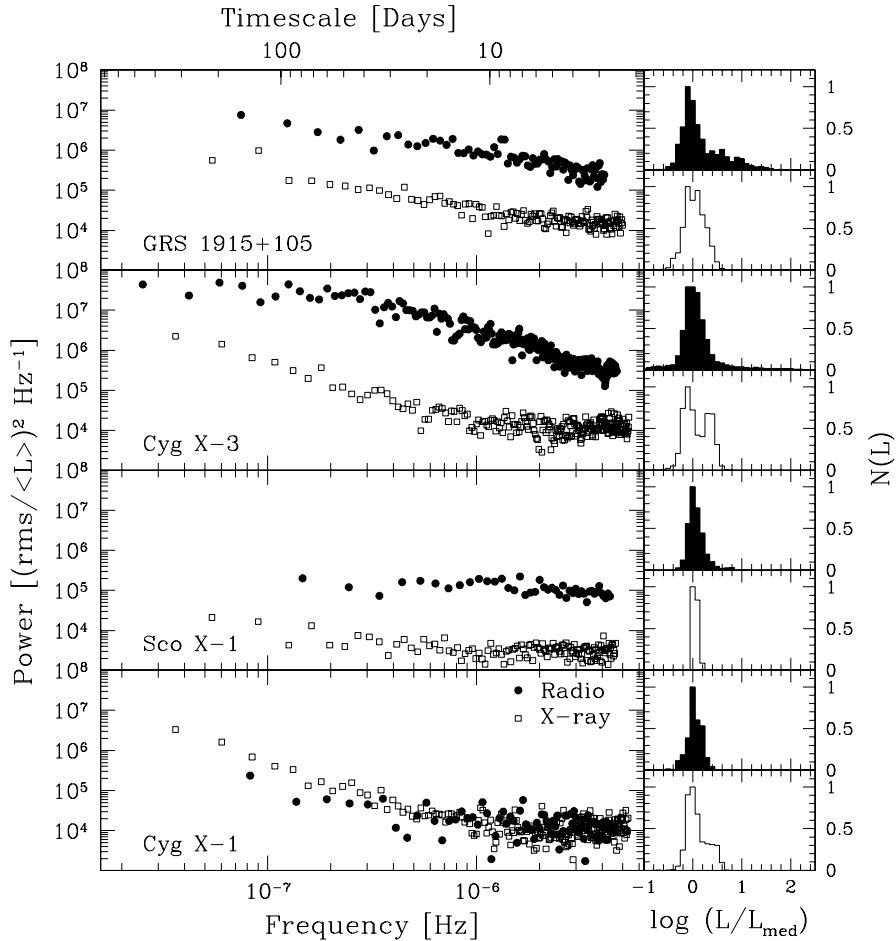
## 1 INTRODUCTION

Accreting stellar-mass black holes appear in a number of respects to be scale models of the accreting supermassive black holes that power active galactic nuclei (AGN). In particular, these sources, which have been dubbed microquasars (Mirabel & Rodríguez 1999), display power-law non-thermal spectra and jets that are not infrequently strongly relativistic (e.g. Mirabel & Rodríguez 1994; Hjellming & Rupen 1995; Fender et al. 2004b). The existence of microquasars presumably indicates that the physics of accreting black holes is dominated by classical gravity and electromagnetism, which are entirely scale-free theories. Whatever its theoretical significance, the scaling from quasars to microquasars implies that the evolution of a source in the Milky Way is similar to that of an AGN but speeded up by a factor of order  $10^7 - 10^8$  (the ratio of the masses of the black holes). Hence by studying a stellar-mass object over a human lifetime one can gain insights into the variability of AGN over time-scales in excess of 1 Gyr, and thus extrapolate from observed properties of AGN to the long-term time-averaged properties of these objects.

It is conventional to divide the most luminous AGN into

radio-quiet and radio-loud quasars (Kellermann et al. 1989; Miller, Peacock & Mead 1990; Miller, Rawlings & Saunders 1993; Kellermann et al. 1994). Despite considerable effort over several decades, it remains unclear what determines the radio-loudness of a given quasar. Only a small minority of quasars are radio-loud (Ivezić et al. 2002). It is widely suspected that large-scale radio emission of quasars is variable on time-scales of  $\sim 10$  Myr (Schoenmakers et al. 2000), and a possibility that has often been discussed is that many quasars that are now radio-quiet are at times radio-loud, while currently radio-loud quasars may often be radio-quiet. It is then natural to associate different modes of radio emission of microquasars with radio properties of AGN (Meier 2001; Gallo, Fender & Pooley 2003; Maccarone, Gallo & Fender 2003; Merloni, Heinz & di Matteo 2003; Falcke, Körding & Markoff 2004).

In this paper we use data on the X-ray and radio variability of microquasars to identify the stellar-mass analogues of radio-loud quasars, and demonstrate that the microquasars Cyg X-3 and GRS 1915+105 spend a few percent of their time in the radio-loud mode. By contrast Cyg X-1 shows no sign of entering the radio-loud regime. We present



**Figure 1.** The left panels show power spectra of GRS 1915+105, Cyg X-3, Sco X-1 and Cyg X-1 for the radio (filled) and X-ray (open) data. For each source the right panels show the distributions of the daily-averaged radio (filled histogram) and X-ray (empty histogram) data.

data that suggest that two distinct physical modes are at work in the radio emission of microquasars. One, which we call the ‘coupled’ mode, causes the X-ray and radio fluxes to vary approximately together (Gleissner et al. 2004) and never causes the system to become radio-loud. The other, which we call the ‘flaring’ mode, dramatically boosts the radio luminosity of the source, making it radio-loud, by causing dramatic ejection events. These events have little impact on the X-ray luminosity (although see Mirabel et al. 1998).

## 2 COMPARISON OF THE VARIABILITY POWER IN X-RAYS AND IN RADIO FOR MICROQUASARS

This paper is based on radio and X-ray monitoring data of the X-ray binaries GRS 1915+105, Cyg X-3, Sco X-1 and Cyg X-1 taken respectively from the archive of the US National Radio Astronomy Observatory Green Bank Interferometer<sup>1</sup> (GBI) and the Rossi X-ray Timing Explorer All-Sky Monitor<sup>2</sup> (ASM). In particular, we consider daily-averaged 2–10 keV ASM light-curves and daily-averaged 2.25 GHz GBI light-curves. The X-ray light-curves of the four sources

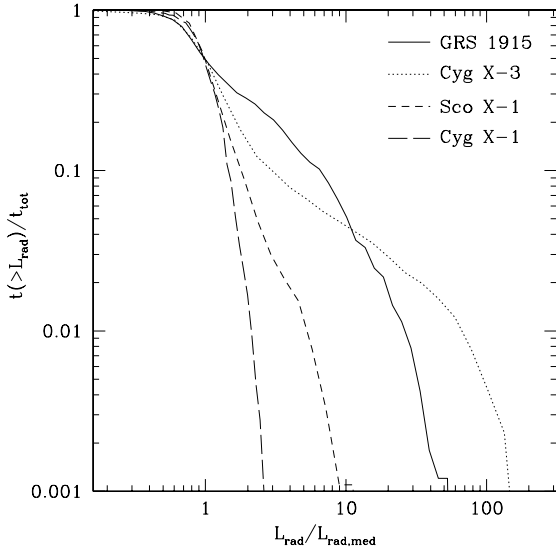
refer to the period 50087 – 53300 (J.D.–2400000); the periods covered by the radio light curves differ from source to source (49485 – 51823 for GRS 1915+105, 44915 – 51823 for Cyg X-3, 50638 – 51823 for Sco X-1, 50412 – 51823 for Cyg X-1; J.D.–2400000). We estimated the power-spectra of the unequally spaced light curves by computing Lomb’s periodograms (Lomb 1976), and subtracting statistical noise due to observational uncertainties. We adopt the usual normalization, so the power spectrum is in units of  $(\text{rms}/\langle L \rangle)^2 \text{Hz}^{-1}$ , where  $\langle L \rangle$  is the average luminosity.

The bottom left panel of Fig. 1 shows for Cyg X-1 the power spectrum of emission in the radio (filled points) and X-ray (open points) bands. The power spectra have very similar normalizations and there is at most a suggestion that the radio points define a slightly flatter slope. Thus the power spectrum of this source is the same in the radio and X-ray bands. The (filled) histogram of radio powers on the right indicates that Cyg X-1 is not highly variable. The corresponding distribution of X-ray luminosity (empty histogram) is somewhat wider than the radio distribution.

The top panels in Fig. 1 tell a very different story for GRS 1915+105. The radio power spectrum still has a similar shape to the X-ray one, but its normalization is higher by a factor  $\sim 30$ . The histogram of radio luminosities in the top right panel reveals a hump of low-luminosity events that is very similar to that seen in the histogram for Cyg X-1, but

<sup>1</sup> <http://www.gb.nrao.edu/fdocs/gbi/gbint.html>

<sup>2</sup> [http://xte.mit.edu/ASM\\_lc.html](http://xte.mit.edu/ASM_lc.html)



**Figure 2.** Cumulative distribution of the daily-averaged radio data for the sources shown in Fig. 1.

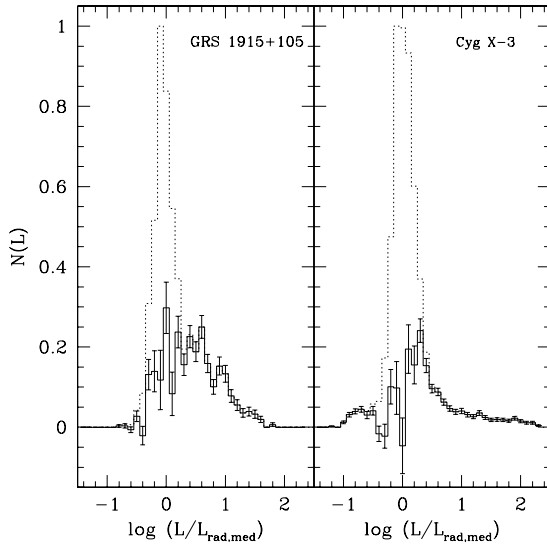
in the case of GRS 1915+105 there is a long tail to high luminosity that is absent in the case of Cyg X-1. It is this tail of high-luminosity radio flares that lifts the radio power spectrum clear of the X-ray power spectrum of the same object.

The second layer of panels in Fig. 1 shows that Cyg X-3 has radio and X-ray statistics that mirror those of GRS 1915+105 rather than those of Cyg X-1. The third layer of panels shows data for the neutron-star powered source Sco X-1. As in the cases of GRS 1915+105 and Cyg X-3, the radio power spectrum lies well above the X-ray power spectrum, but the offset is now slightly smaller, though still larger than an order of magnitude. The cause of the offset is again a tail of events that have high radio luminosity. This tail is not as prominent as in the top two histograms.

None of the X-ray histograms has a high-luminosity tail. The X-ray histograms of the three black-hole candidates are all slightly wider than the peaks in the corresponding radio histograms, and it is possible that the underlying X-ray distributions are themselves bimodal, especially in the case of Cyg X-3 and Cyg X-1. This is consistent with the well known existence in these sources of two distinct X-ray states (‘low/hard’ and ‘high/soft’). Sco X-1, unlike the three black-hole candidates, has an X-ray histogram that is distinctly narrower than the peaked part of the radio histogram.

The narrowness of the X-ray histogram for Sco X-1 may indicate that the fluctuating X-ray luminosity from the accretion flow and jet is superimposed on a steady contribution  $L_{NS}$  to the X-ray luminosity from the surface of the neutron star (White et al. 1986). Then at a given frequency the normalized power spectrum of Sco X-1 in Fig. 1 would be shifted downwards by a factor  $(1 + L_{NS}/\langle L_{acc} \rangle)^2$ , where  $L_{acc}(t)$  is the fluctuating accretion luminosity. The figure suggests that this factor is  $\sim 4$ , so we infer that in Sco X-1 about  $\frac{1}{2}$  of the mean X-ray luminosity comes from the surface of the neutron star.

A natural interpretation of the data in Fig. 1 is that, apart from steady emission of the neutron star in Sco X-1, the X-ray emission of all four sources is produced by the same, mildly fluctuating, mechanism. This mechanism



**Figure 3.** The solid line shows the result of subtracting the radio histogram of Cyg X-1 from the radio histograms of GRS 1915+105 and Cyg X-3; the dotted line shows the original shapes of the GRS 1915+105 and Cyg X-3 distributions. Bars indicate Poissonian uncertainties.

produces radio luminosity that fluctuates with similar amplitude (although not necessarily with the same phase) as the X-ray luminosity. On top of this baseline activity, some strongly variable process contributes to the radio luminosity but not to the X-ray luminosity. A few percent of the time, the radio luminosities of GRS 1915+105 and Cyg X-3 are completely dominated by this second process. The radio luminosity of Sco X-1 is more rarely dominated by the second process, while the radio luminosity of Cyg X-1 never is. This difference in the radio properties of the sources is apparent from Fig. 2, which shows the fraction of the time each source spends above any given radio luminosity. There is only a one percent probability of finding Cyg X-1 more luminous than twice its median luminosity, while there is about the same chance of catching Cyg X-3 with a radio luminosity 70 times the median value.

Fig. 3 reinforces the picture that two distinct modes contribute to radio activity by showing that most of the cluster of low-luminosity events in GRS 1915+105 can be accounted for by subtracting the histogram of radio events in Cyg X-1 after shifting it horizontally and scaling it vertically but not horizontally. A similar subtraction of the data for Cyg X-1 works only slightly less well in the case of Cyg X-3. Thus all three black-hole candidates have extremely similar distributions of low-luminosity radio events.

The three microquasars that have strong radio variability are observed to have intermittent relativistic jets: GRS 1915+105 (Mirabel & Rodríguez 1994), Cyg X-3 (Mioduszewski et al. 2001; Miller-Jones et al. 2004) and Sco X-1 (Fomalont, Geldzahler & Bradshaw 2001). On the other hand, there is no compelling evidence that Cyg X-1 has ever produced relativistic jets: some elongated radio features are plausibly interpreted as indicative of outflow (Stirling et al. 2001), but existing data do not warrant the claim that it is relativistic. Certainly, flares in the radio light curve of Cyg X-1 are extremely rare (Pooley 2004). Fender et al. (2004a) concluded that in jet-producing mi-

croquasars, the mechanical luminosity of the jets probably dominates the total energy output of the system regardless of the system's state. Thus changes in the system's luminosity are expected to be closely coupled to changes in the rate at which energy is carried outwards by jets. Moreover, episodes of enhanced radio luminosity are quickly followed by episodes in which fast-moving knots of emission are seen in radio images (Miller-Jones et al. 2004).

### 3 IMPLICATIONS FOR QUASARS

While X-ray emission from quasars is invariably a core phenomenon, radio emission from quasars sometimes extends over many kiloparsecs and involves extended radio lobes, that are generally agreed to be powered by relativistic jets. We think it is helpful to define radio-loud quasars to be those with extended radio emission, and radio-quiet quasars to be those with at most compact radio emission. Since X-ray emission is invariably a core phenomenon, it can be closely coupled with total radio luminosity only in radio-quiet quasars. This consideration strongly suggests a parallel between radio-loudness in quasars and the flaring mode in microquasars, and hence an association of radio-quiet quasars with non-flaring states of microquasars (either low/hard or high/soft). This is in agreement with the proposed association of radio-quiet AGN with high/soft states (Maccarone, Gallo & Fender 2003), but it conflicts with the suggested association (Falcke, K rding & Markoff 2004) of FRI radio sources with low/hard states.

We suggest that the radio emission in quasars that is associated with the coupled mode, is confined to what is referred to as the core emission from quasars, and is most readily detectable at GHz frequencies. Indeed, this core emission is observed from many quasars classified as radio-quiet (Blundell & Beasley 1998). We suggest that the 'flaring' mode leads to the formation of the large-scale ( $> 10$  kpc) jets that are the hallmark of radio-loud quasars, be they FR Is or FR IIs.

The radio luminosity to which jets give rise may be proportionally smaller in microquasars than in radio galaxies because the ambient medium around microquasars may not provide a working surface on which a jet can randomize its bulk kinetic energy to produce hot spots, as happens in the case of a radio galaxy (Heinz 2002). Thus the near-perfect scaling of black hole accretion from microquasar to quasar is broken by a failure of the environment to scale in the same way, with the result that equivalent enhancements in the jet power of a microquasar and a quasar do not produce equivalent enhancements in the radio luminosity.

This failure of perfect scaling should be borne in mind when comparing the fraction of quasars that are radio-loud with the fraction of the time that a typical microquasar is flaring. Specifically we should set the threshold in radio luminosity at which we deem a microquasar to be flaring at a smaller multiple of the median luminosity than the ratio of the median radio luminosities of radio-loud and radio-quiet quasars. The chosen threshold should be large enough that it excludes all states in which the radio and X-ray luminosities are coupled. The data for Cyg X-1, in which flaring is extremely rare (Pooley 2004), together with Fig. 3 which demonstrates the similarity in all microquasars of the radio emission associated with the coupled mode, suggests that a suitable threshold is three times the median luminosity. The

data of Fig. 2 show that GRS 1915+105 is over this threshold 21 percent of the time, while the corresponding time fractions for Cyg X-3 and Sco X-1 are 10 and 3 percent, respectively. Ivezi c et al. (2002) find that 8 per cent of the bright ( $i < 18.5$ ) Sloan quasars are radio-loud in the sense that the ratio  $R$  of radio to X-ray flux exceeds unity. In addition, the bottom right panel of Fig. 2 in Ivezi c et al. (2004) shows that the distribution of  $R$  is bimodal. This distribution is qualitatively similar to the distribution of the radio to X-ray flux from GRS 1915+105 we show in Fig. 1. In detail the distribution of  $R$  in Ivezi c et al. (2004) is wider, but this finding is consistent with the expected higher efficiency of quasars in producing high radio luminosity.

In this picture, it is not surprising that the black-hole mass to radio luminosity relation for AGN is observed to have a large scatter at fixed black-hole mass (Lacy et al. 2001; Merloni, Heinz & di Matteo 2003; Falcke, K rding & Markoff 2004). Furthermore, the radio luminosity function of AGN will be dominated by the effects of variability (Nipoti & Binney 2005).

### 4 IMPLICATIONS FOR PHYSICAL MODELS

The presented data indicate that two distinct modes of energy output are at work in microquasars: one producing relatively steady radio emission coupled with X-ray emission, the other responsible for strongly variable, flaring radio emission, apparently decoupled from the X-ray emission. These two types of radio emission have been referred to in the literature as 'steady jets' and 'transient jets', respectively. Whether the physical circumstances of these phenomena are the same as one another is still debated and is made less likely by our findings. In particular it may be premature to assume that the steady/coupled emission is generated by a jet as the transient/flaring emission is.

Phenomenological studies yield information that may help us to answer this question. Coupled radio emission is characteristic of the low/hard X-ray state. Flares often occur during a switch from the low/hard to the high/soft state. Steady radio emission has a flat or inverted radio spectrum and small Lorentz factors, while flaring activity has often optically thin synchrotron spectrum and Lorentz factors  $> 2$  (Miller-Jones et al. 2004; Fender 2005).

From a theoretical point of view, there is a natural dichotomy in that energy may be extracted either from the accretion disk, or from the black hole's spin (Blandford & Znajek 1977; Blandford & Payne 1982; Punsly 1990; Meier 2001). The observation that both the coupled and flaring mechanisms are active in the neutron-star powered source Sco X-1 indicates that neither mechanism is associated with the extraction of energy from black-hole spin, as also pointed out by Fender et al. (2004b) who observed an ultra-relativistic outflow from the neutron-star microquasar Cir X-1.

In a plausible physical picture, the coupled mode comprises emission from a dense non-thermal plasma at the base of a steady outflow from the system (Fender et al. 2004a; Markoff 2004), while the flaring mode comprises emission from a shocked relativistic outflow at significant distance from the binary. The highly relativistic electrons produced in these shocks are much less likely to produce X-ray photons by the inverse-Compton process than are electrons at

the base of the flow, because the ambient density of photons rapidly diminishes with distance from the accretion disk. Consequently, synchrotron emission from a flare is associated with negligible inverse-Compton radiation, and the flare is evident only at radio frequencies.

## 5 CONCLUDING REMARKS

Histograms of the X-ray and radio power from four microquasars show similar pronounced peaks at the low-power ends of the distributions. In three of the four histograms of radio power, there is a long tail to high luminosity that is lacking in the X-ray histograms. We interpret this finding as indicating that two modes are active in these systems. The ‘coupled’ mode fluctuates only mildly and produces both X-rays and radio power. The ‘flaring’ mode is highly variable, and produces exclusively radio power. Even though the flaring mode is active only a few percent of the time, it typically dominates the mean radio-luminosity of the system.

What we refer to in this paper as the coupled mode comprises, in the picture of Fender et al. (2004a), radiation by a dense non-thermal plasma that usually occupies a hole at the centre of the accretion disk, while the flaring mode comprises synchrotron radiation from electrons that are accelerated when the residue of this plasma is expelled at relativistic speed as the hole in disk is intermittently filled in. The absence of significant X-ray emission during these episodes is natural if the electrons are shock accelerated far from the accretion disk.

It seems likely that radio-quiet quasars are the analogues of microquasars that are currently not flaring. This interpretation implies that all radio-quiet quasars should display the radio emission characteristic of the coupled mechanism. There are indications that this is indeed the case, in that sensitive observations of radio-quiet quasars do reveal core radio emission for example the sample of Palomar-Green radio-quiet quasars observed with milli-arcsec resolution by Blundell & Beasley (1998). Moreover, the fraction  $f_Q$  of quasars that are radio-loud should be the same as the fraction of the time in which a typical microquasar has a ratio of radio to X-ray flux densities that is above an appropriate threshold. Results from the SDSS (Ivezić et al. 2002) indicate that  $f_Q \approx 0.08$ , which is consistent with the mean fraction of the time that the three flaring microquasars are radio-flare-dominated. The apparent absence of extended low-frequency radio lobes associated with radio-quiet quasars (left-over from a putative previous radio-loud phase) does *not* conflict with this picture, given the short radiative lifetimes of synchrotron particles in extending lobes when all plasma loss mechanisms are properly accounted for (Blundell & Rawlings 2000).

## ACKNOWLEDGMENTS

K.M.B. thanks the Royal Society for a University Research Fellowship. The Green Bank Interferometer was a facility of the National Science Foundation operated by the National Radio Astronomy Observatory. This research has made use of Massachusetts Institute of Technology’s Rossi X-ray Timing Explorer All Sky Monitor.

## REFERENCES

- Blandford R. D., Znajek R. L., 1977, MNRAS, 179, 433  
 Blandford, R. D., Payne D. G., 1982, MNRAS, 199, 883  
 Blundell K. M., Beasley A. J., 1998, MNRAS, 299, 165  
 Blundell K.M., Rawlings S., 2000, AJ, 119, 1111  
 Falcke H., Körding E., Markoff S., 2004, A&A, 414, 895  
 Fender R.P., 2005, to appear in ‘Compact stellar X-ray sources’, ed. Cambridge (astro-ph/0303339)  
 Fender R.P., Belloni T.M., Gallo E., 2004a, MNRAS, 355, 1105  
 Fender R., Wu K., Johnston H., Tzioumis T., Jonker P., Spencer R., van der Klis M., 2004b, Nature, 427, 222  
 Fomalont E. B., Geldzahler B. J., Bradshaw C. F., 2001, ApJ, 558, 283  
 Gallo E., Fender R., Pooley G., 2003, MNRAS, 344, 60  
 Gleissner T., et al., 2004, A&A, 425, 1061  
 Heinz, S. 2002, A&A, 388, L40  
 Hjellming R. M., Rupen M. P., 1995, Nature, 375, 464  
 Ivezić Ž., et al. 2002, AJ, 124, 2364  
 Ivezić Ž., et al., 2004, ASPC, 311, 347  
 Kellermann K. I., Sramek R., Schmidt M., Shaffer D. B., Green R., 1989, AJ, 98, 1195  
 Kellermann K. I., Sramek R. A., Schmidt M., Green R. F., Shaffer D. B., 1994, AJ, 108, 1163  
 Lacy M., Laurent-Muehleisen S.A., Ridgway S.E., Becker R.H., White R.L., 2001, ApJ, 551, L17  
 Lomb N.R., 1976, Ap&SS, 39, 447  
 Maccarone T.J., Gallo E., Fender R., 2003, MNRAS, 345, L19  
 Markoff S., 2004, to appear in ‘From X-ray Binaries to Quasars: Black Hole Accretion on All Mass Scales’, ed. T. J. Maccarone, R. P. Fender, and L. C. Ho (Dordrecht: Kluwer), astro-ph/0412141  
 Meier D.L., 2001, ApJ, 548, L9  
 Merloni A., Heinz S., di Matteo T., 2003, MNRAS, 345, 1057  
 Miller L., Peacock J. A., Mead A. R. G., 1990, MNRAS, 244, 207  
 Miller P., Rawlings S., Saunders R., 1993, MNRAS, 263, 425  
 Miller-Jones J. C. A., Blundell K. M., Rupen M. P., Mioduszewski A. J., Duffy P., Beasley A. J., 2004, ApJ, 600, 368  
 Mioduszewski A. J., Rupen M. P., Hjellming R. M., Pooley G. G., Waltman E. B., 2001, ApJ, 553, 766  
 Mirabel, I. F. & Rodríguez, L. F. 1994, Nature, 371, 46  
 Mirabel I. F., Rodríguez L. F., 1999, ARAA, 37, 409  
 Mirabel I. F., Dhawan V., Chaty S., Rodríguez L. F., Martí J., Robinson C. R., Swank J., Geballe T., 1998, A&A, 330, L9  
 Nipoti C., Binney J., 2005, MNRAS, in press (astro-ph/0505060)  
 Pooley G., 2004, ATel, 242, 1  
 Punsly B., Coroniti F.V., 1990, ApJ, 354, 583  
 Schoenmakers A. P., de Bruyn A. G., Röttgering H. J. A., van der Laan H., 2000, MNRAS, 315, 395  
 Stirling A.M., Spencer R.E., de la Force C.J., Garrett M.A., Fender R.P., Ogley R.N., 2001, MNRAS, 327, 1273  
 White N.E., Peacock A., Hasinger G., Mason K.O., Manzo G., Taylor B.G., Branduardi-Raymont G., 1986, MNRAS, 218, 129