

Chemical processes in star forming regions

Paola Caselli

INAF–Osservatorio Astrofisico di Arcetri, Largo E. Fermi 5, I–50125 Firenze,
Italy caselli@arcetri.astro.it

This paper will review the basic concepts of gas–phase and grain surface chemistry of dense molecular clouds, where low mass and high mass stars form. The chemistry of cold pre-stellar cloud cores, where molecular freeze-out and deuterium fractionation dominate, will be presented. Then, following cloud evolution after protostellar birth, hot core and shock chemistry will be discussed in view of recent observations. A brief summary of the chemistry in protoplanetary disks will also be furnished. The aim is to identify important gas tracers in the various steps of the star formation process, pointing out the main problems still open in the field of astrochemistry.

Key words: astrochemistry; Stars: formation; ISM: clouds; ISM: molecules

1 Introduction

A good comprehension of the physical properties of molecular clouds and star forming regions implies a detailed radiative transfer analysis of molecular line data and their interpretation with chemical models, inclusive of gas–phase reactions as well as gas–grain and grain surface processes. In fact, molecular lines allow us to determine volume densities and temperatures (e.g. Evans 1999), independently from dust continuum emission and absorption measurements (e.g. Ward–Thompson et al. 1999; Bacmann et al. 2000; Visser et al. 2002). This is important to refine the results derived from the dust continuum observations, which are affected by (factor of a few) uncertainties due to the poorly known properties of dust grains (e.g. coagulation degree, thickness of icy mantles; Ossenkopf & Henning 1994; see also Bianchi et al. 2003) and the presence of dust temperature gradients (e.g. Evans et al. 2001; Galli et al. 2002; Pagani et al. 2004). Furthermore, molecular lines offer a unique way to study the kinematics of dense cores (e.g. Ohashi et al. 1999; Lee et al. 2001; Shinnaga et al. 2004).

The number of known interstellar molecules is continuously growing (see <http://astrochemistry.net> for a constantly updated list of interstellar molecules). Up to now, 137 molecules have been detected in the interstellar medium (205 including isotopomers) and about 50 in comets. The largest species so far observed contains 13 atoms (HC_{11}N ; Bell & Matthews 1985).

The present paper will not be an exhaustive review of the whole field of astrochemistry. It has the aim of introducing the basic concepts of gas phase and surface chemistry (Sect. 2) and showing what are the main chemical processes in star forming regions (Sect. 3), from dark clouds to protoplanetary disks. The hope is to highlight the beauty of this field, which has become a crucial ingredient in all the areas of astrophysics. Interested readers are invited to see the following reviews: van Dishoeck & Blake (1998), Evans (1999), Ehrenfreund & Charnley (2000), van Dishoeck (2004). Useful books are “The chemically controlled cosmos” by Hartquist & Williams (1995); “Interstellar Chemistry” by Duley & Williams (1984); “The formation of stars” by Stahler & Palla (2004); “The Physics and Chemistry of the Interstellar Medium” by Tielens (2005).

2 Basic concepts in astrochemistry

The ingredients of astrochemical models are: atoms (with elemental abundances with respect to hydrogen nuclei reported in Tab. 1), molecular species, electrons, dust grains, cosmic rays and UV photons. Models of dark clouds typically neglect the action of UV photons (which is a good assumption when the visual extinction is larger than ~ 4 mag; e.g. McKee 1989), and start with all the elements in atomic form (although sometimes hydrogen is assumed to be in molecular form initially; e.g. Leung et al. 1984).

The first problem that chemists have to face concerns the elemental abundances. Four different values are listed in Tab. 1 for each atomic species, two measured and two typically adopted in chemical models: (i) the *solar* abundance, measured in the solar photosphere (from Anders & Grevesse 1989, but see Asplund et al. 2005 for recent revisions on these values); (ii) the *cosmic* abundance, slightly but significantly (factor between 1.5 and 2) lower than the solar values, measured in the direction of stars in the solar neighborhood (Snow & Witt 1996); (iii) the *high metal* abundances, used for diffuse cloud models, in which elements are depleted as found in diffuse clouds according to Morton (1975); (iv) the *low metal* abundances, used for dense cloud chemistry, where the elements S, Si, Na, Mg, and Fe are further depleted by two orders of magnitude. The *low metal* mix has been used to best reproduce the observed abundances of sulfur-containing species (Prasad & Huntress 1982), complex molecules (Herbst & Leung 1989), and the ionization balance of interstellar clouds (Graedel et al. 1982).

A better way to proceed would be to start with diffuse-cloud conditions and follow elemental depletion with time until dark cloud conditions are reached; however, this implies a knowledge of (i) the contraction time scale, which is still debatable (e.g. Palla & Stahler 2002; Hartmann 2003), (ii) the probability for each element to stick onto a dust grain (the so-called sticking coefficient, which is typically assumed of order unity, but see Jones & Williams 1985); (iii) the fraction of charged grains and their interaction

with positive ions (i.e. all those elements with ionization potential less than that of H in diffuse clouds, such as C, S, Si, Fe, Na, Mg; e.g. Ruffle et al. 1999; Weingartner & Draine 2001).

Once the set of initial abundances has been assumed, one needs to solve the “rate equations”, which govern the time variation of species both in the gas-phase and on the surface of dust grains (see e.g. Hasegawa et al. 1992). This involves quite often the assumption of uncertain rate coefficients for gas-phase reactions and the poorly known processes happening on grain surfaces. Nevertheless, chemical models are now reasonably able to reproduce observational data, thanks to the tight interaction between theorists, observers and experimentalists, fundamental for constraining models on the one side and guiding observations on the other. The next two subsections will treat gas-phase and surface chemistry separately, pointing out the basic concepts in both fields.

Table 1. Measured elemental abundances (with respect to total hydrogen) and those adopted in chemical models.

Element	MEASURED		ADOPTED	
	Solar	Cosmic	High Metal	Low Metal
C	3.6(-4)	2.1(-4)	7.3(-5)	7.3(-5)
N	9.3(-5)	6.6(-5)	2.1(-5)	2.1(-5)
O	7.4(-4)	4.6(-4)	1.8(-4)	1.8(-4)
S	1.9(-5)	1.2(-5)	8.0(-6)	8.0(-8)
Si	3.6(-5)	1.9(-5)	8.0(-7)	8.0(-9)
Fe	3.2(-5)	2.7(-5)	3.0(-7)	3.0(-9)
Na	1.9(-6)	...	2.0(-7)	2.0(-9)
Mg	3.8(-5)	2.5(-5)	7.0(-7)	7.0(-9)

Note: $a(b) \equiv a \times 10^b$.

2.1 Gas-phase chemistry

The rate coefficient $k(\text{cm}^3/\text{s})$ of a generic reaction $A+B \rightarrow C+D$ is given by:

$$k = \langle \sigma v \rangle \quad (1)$$

where σ is the total cross section of the reactants, v is the relative velocity, and the averaging is performed over the thermal distribution. Most reactions have appreciable activation energy (E_a) even if exothermic (this is because chemical reaction typically involve the breaking of chemical bonds before the formation of new ones), and the rate coefficients k can be expressed by the simple Arrhenius formula (e.g. Herbst 1990):

$$k = A(T) \exp(-E_a/k_B T) \quad (2)$$

where k_B is the Boltzmann constant, T is the gas kinetic temperature and $A(T)$ is the “pre-exponential factor”, a weak function of the temperature, which depends upon the actual shape of the reaction potential surface. Activation energies of about 0.1–1 eV are normal, so that in dark clouds, where $k_B T \sim 0.01$ eV, even exothermic reactions may not proceed.

Particularly important for the chemistry of dark clouds are ion–molecule reactions (Herbst & Klemperer 1973), which do not possess activation energy because of the strong long-range attraction force, given by the potential:

$$V(R) = -\frac{\alpha e^2}{2 R^4} \quad (3)$$

where α is the polarizability of the neutral species (cm^3), e is the electronic charge in esu, and R is the distance between the two species. For a sufficiently close encounter, so that orbiting or spiraling occurs ($R \leq (4e^2\alpha/\mu v^2)^{1/4}$, where μ is the reduced mass in the collision), the rate coefficient becomes:

$$k_L = 2\pi e \left(\frac{\alpha}{\mu}\right)^{1/2} \simeq 10^{-9} \text{ cm}^3 \text{ s}^{-1}, \quad (4)$$

the so-called Langevin rate, independent of the temperature (Herbst 1990).

The main processes happening in the gas phase are listed in Tab. 2 along with their typical rate coefficients (see Tielens 2005 and Duley & Williams 1984 for details). Here it is worthwhile mentioning some examples, important for dark clouds and star forming regions.

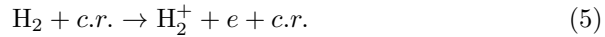
Table 2. Classes of gas-phase reactions

Type	Process	Rate Coefficient
Ion–molecule	$A^+ + B \rightarrow C^+ + D$	$\sim 10^{-9} \text{ cm}^3 \text{ s}^{-1}$
Dissociative Recombination	$AB^+ + e \rightarrow A + B$	$\sim 10^{-6} \text{ cm}^3 \text{ s}^{-1}$
Radiative Association	$A + B \rightarrow AB + h\nu$	$\sim 10^{-16} \text{--} 10^{-9} \text{ cm}^3 \text{ s}^{-1}$
Neutral–neutral	$A + B \rightarrow C + D$	$\sim 10^{-12} \text{--} 10^{-10} \text{ cm}^3 \text{ s}^{-1}$
Photodissociation	$AB + h\nu \rightarrow A + B$	$\sim 10^{-9} \text{ s}^{-1}$
Charge–transfer	$A^+ + B \rightarrow A + B^+$	$\sim 10^{-9} \text{ cm}^3 \text{ s}^{-1}$

NOTE: Photodissociation rate listed for no extinction only.

Ion–molecule reactions and dissociative recombination

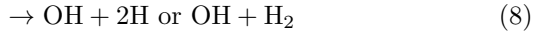
The production of ions in dark molecular clouds is initiated by cosmic rays (*c.r.*), which ionize H_2 , the most abundant molecular species. The rate of this process, called ζ , is typically of order 10^{-17} s^{-1} (e.g. van der Tak & van Dishoeck 2000), and about 97% of the ionizations produce H_2^+ :



Once H_2^+ is formed, it reacts very quickly with H_2 to produce H_3^+ , one of the most important molecular ions in astrochemistry:



In general, if an ion can react with H_2 , no other reaction need to be considered because H_2 is at least three orders of magnitude more abundant than the other species and the reaction rate is proportional to the abundance of the reactants. H_3^+ does not react with H_2 but it can easily transfer a proton, thus increasing molecular complexity. For example, if H_3^+ encounters an atomic oxygen, OH^+ is produced ($\text{H}_3^+ + \text{O} \rightarrow \text{OH}^+ + \text{H}_2$). Then, successive “H atom” transfer (ion- H_2) reactions proceed until a saturated species (which cannot further react with H_2) is formed: $\text{OH}^+ \xrightarrow{\text{H}_2} \text{H}_2\text{O}^+ \xrightarrow{\text{H}_2} \text{H}_3\text{O}^+$. Upon *dissociative recombination* of the oxonium ion H_3O^+ , water and OH form:



The fraction of H_3O^+ ions which will produce H_2O and OH upon dissociative recombination is called the *branching ratio* and it is measured in the laboratory (e.g. Geppert et al. 2004). Ion-molecule chemistry of larger species leads to mainly H-poor (unsaturated) species, unlike dust chemistry (see Sec. 2.2).

Neutral-neutral reactions

Although they typically possess activation energy (and thus become important in high temperature regions; e.g. Sect. 3.2), some neutral-neutral reactions are especially crucial in dark clouds for nitrogen and sulphur chemistry, which starts with:



The reaction of CN with N will produce N_2 (also formed by $\text{NO} + \text{N}$), which can react with H_3^+ to form the easily observable N_2H^+ . N_2 initiates the chemical path toward the production of another well known interstellar molecule: NH_3 (N_2 first reacts with He^+ to produce N^+ , which is then successively hydrogenated by H_2 until the saturated NH_4^+ ion is formed; NH_3 is finally produced via NH_4^+ dissociative recombination). The common chemical origin between N_2H^+ and NH_3 explains the good correlation between the two species found in molecular cloud cores (Benson et al. 1998).

2.2 Surface chemistry

The fundamental role played by dust grains in synthesizing molecular species is well known for about forty years, when they were invoked to explain the production rate of H_2 molecules in our Galaxy. Pioneer work in this field has

been done by Gould & Salpeter (1963) and Hollenbach & Salpeter (1971), who first derived the formation rate of H_2 on grain surfaces. From observations carried out by the Copernicus satellite, the derived rate of formation for H_2 in diffuse clouds is $R \simeq 3 \times 10^{-17} \text{ cm}^3 \text{ s}^{-1}$ (Jura 1975). Lots of theoretical and laboratory work has been done since then on this fundamental process (e.g. Pirronello et al. 1999; Williams et al. 2000; Cazaux & Tielens 2004). Observations of the so-called HINSA (HI Narrow Self-Absorption) in cloud cores are also giving clues on the H_2 formation efficiency in regions where dust grains are covered by icy mantles (e.g. Li & Goldsmith 2005).

Surface chemistry is also invoked to explain (i) the observed large abundances of complex species near star forming regions (Sect. 3.3); (ii) the orders-of-magnitude abundance enhancements of selected molecular species observed along molecular outflows (Sect. 3.2); (iii) dust grain mantles composed of complex icy mixtures, as deduced from ground-based and space – in particular, ISO, the Infrared Space Observatory – observations of background field stars or embedded protostars (e.g. Sellgren et al. 1994; Gibb et al. 2004; van Dishoeck 2004); (iv) the large amount of deuterium fractionation observed in low mass star forming regions (Sect. 3.1 and 3.3).

The main surface processes are illustrated in Fig. 1 (from Herbst 2000), which shows a portion of an idealized grain surface, with adjacent sites. Once a light atom (such as H) hits the dust surface, it is first *adsorbed* in a binding site. The species is *physisorbed* if it is linked to the surface by van der Waals forces, and binding energies are in the range 0.01–0.2 eV (100–2000 K). In this case, light species can quickly ($\ll 1$ s) move across the surface, overcoming the energetic barriers via thermal hopping or quantum tunneling, depending upon the dust temperature (e.g. Tielens & Allamandola 1987). Indeed, surface chemistry is not limited by reaction rates but by the *accretion rates* of reactive species on grain surfaces (e.g. in a typical dark cloud, one H atom hits one dust grain approximately once every 10 days).

Surface chemistry based on diffusion is known as a *Langmuir–Hinshelwood* (LH) chemistry (see also Tielens & Hagen 1982). Here, *hydrogenation* is one of the main surface processes, so that O is transformed to H_2O (the main ice component), C to CH_4 , N to NH_3 , S to H_2S , and CO to H_2CO and CH_3OH . Hydrogenation of CO implies the overcoming of an activation energy barrier (Woon 2002), which slows down the process; in fact, CO is one of the major compounds of grain mantles observed in molecular clouds, second only to water (e.g. Chiar et al. 1995; Teixeira et al. 1998). There are still some doubts about the existence of solid NH_3 (e.g. Schutte et al. 2003) and H_2S (see discussion in Wakelam et al. 2004). But solid OCS has been detected (Palumbo et al. 1997) and CO_2 absorption features are ubiquitous in the direction of background and embedded objects (e.g. Nummelin et al. 2001). Therefore, oxygenation is likely to be another important surface process, which competes with hydrogenation depending on the gaseous O/H ratio and the dust temperature (H being more volatile than O).

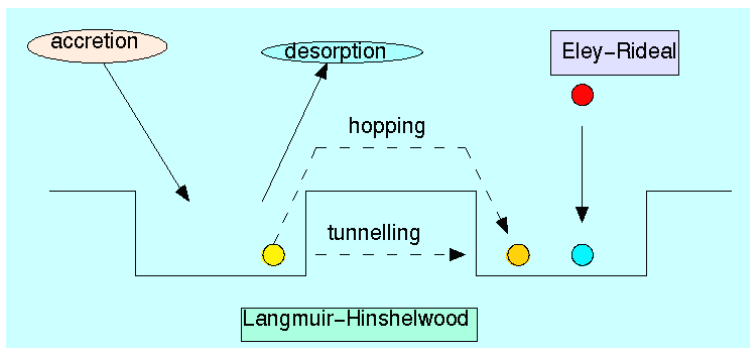


Fig. 1. Assorted processes on dust grain surfaces (from Herbst 2000).

If the accreted species are strongly bound, or *chemisorbed*, with typical strengths of ~ 1 eV (10000 K), the *Eley-Rideal* (ER) mechanism dominates (see Fig. 1): a surface reaction only occurs when a gas-phase species lands atop or nearby the chemisorbed species. This type of chemistry, efficient only for high surface coverage, preferentially occurs at dust temperatures T_d below about 300 K (for a barrier between chemisorption sites of ~ 1 eV, S. Cazaux, priv. comm.), when the LH mechanism cannot proceed for chemisorbed species (see discussion in Habart et al. 2004 on the importance of the various mechanisms for H_2 formation in photodissociation regions).

The return of surface species back in the gas phase can be driven by *thermal desorption*, with a time scale exponentially dependent on the dust temperature. At $T_d = 10$ K, only H and D can thermally evaporate with significantly large rates, whereas $T_d > 90$ K is needed to start H_2O evaporation. Thus, large abundances of water and other saturated species are expected in the gas phase in star forming regions where the dust has been heated above, say, 100 K by the protostellar radiation field (see Sect. 3.3). Among the main *nonthermal desorption* mechanisms, important in cold clouds, are: (i) cosmic-ray bombardment (especially by the heavier nuclei; Léger et al. 1985; Hasegawa & Herbst 1993), and (ii) the energy generated by chemical surface reactions, still debatable (Willacy & Millar 1998; Takahashi & Williams 2000). UV photons play a role in photodesorption of solid species in PDRs and diffuse clouds (although the yield of photodesorption is still not well constrained; e.g. Ruffle & Herbst 2001).

3 Astrochemistry in star forming regions

In this section, the main chemical processes in some of the regions of interest for star formation will be reviewed. For a more detailed description of the physical properties of molecular cloud cores the reader is encouraged to read Walmsley (this book), Myers (this book) and Tafalla (this book).

3.1 Pre-stellar cores

Stars form within the densest portions of molecular clouds, the “dense cores” (e.g. Myers 1999), upon gravitational collapse. Before the formation of a protostellar object, (starless) dense cores are characterized by low temperatures (~ 10 K) and relatively high central densities ($\simeq 10^5 \text{ cm}^{-3}$). These conditions favour the freeze-out of gas phase species onto dust grains. This can be easily understood, comparing the freeze out and the dynamical time scales. The time for a gaseous species X to accrete onto a dust grain is given by:

$$t_{\text{fo}} = \frac{1}{S n_{\text{d}} \pi a_{\text{d}}^2 v_{\text{t}}} \quad (11)$$

$$\simeq 10^9 \sqrt{m_{\text{X}}/T} (n_{\text{H}} S)^{-1} \text{ yr}, \quad (12)$$

where S is the sticking coefficient or the probability of a certain species to stick on the grain upon collision (about unity), n_{d} is the number density of dust grains, a_{d} is the grain radius, v_{t} is the thermal velocity of the gaseous species, n_{H} is the number density of hydrogen nuclei (it has been assumed that the gas-to-dust density ratio (by mass) is 100 and $a_{\text{d}} = 0.1 \mu\text{m}$), and m_{X} is the mass of species X in amu. Therefore, in a cloud with number density $n_{\text{H}} = 10^5 \text{ cm}^{-3}$, $t_{\text{fo}} \sim 10^4 \text{ yr}$. The free-fall time scale, the shortest dynamical time scale, for a cloud with the same n_{H} value is (e.g. Spitzer 1978):

$$t_{\text{ff}} = 4 \times 10^7 (n_{\text{H}})^{-1/2} \text{ (yr)}, \quad (13)$$

or 10^5 yr . Thus, freeze out is expected to be an important process in the evolution of cloud cores toward the formation of a star.

In fact, strong depletion of CO from the gas phase has been observed in a variety of molecular cloud cores (e.g. Caselli et al. 1999; Bergin et al. 2001; Tafalla et al. 2004). Tafalla (this volume) presents a detailed review of the observed chemical properties of starless cores. Here, I summarize the main observed properties of *pre-stellar cores*, which differ from starless cores in being more centrally concentrated and showing kinematic evidences of central infall (Ward-Thompson et al. 1999; Crapsi et al. 2005). Pre-stellar cores are thought to be unstable objects, on the verge of star formation, thus their study is crucial to unveil the initial conditions of the star formation process. Fig. 2 shows a schematic picture of the chemical structure of a “typical” pre-stellar core: (i) the core envelope ($\sim 7,000\text{--}15,000 \text{ AU}$): CO is mainly in the gas phase, and the main molecular ion is HCO^+ ; (ii) the core nucleus ($\sim 2,500\text{--}7,000 \text{ AU}$): CO and other C-bearing species are highly depleted from the gas phase, unlike N-bearing species (e.g. Bergin & Langer 1987); thus, N_2H^+ is a good tracer of these zones and the deuterium fractionation is very large (see below); (iii) the “molecular hole” (within $\sim 2,500 \text{ AU}$): all species heavier than helium are likely to be condensed out onto dust grains (the best tracer of this zone may be H_2D^+).

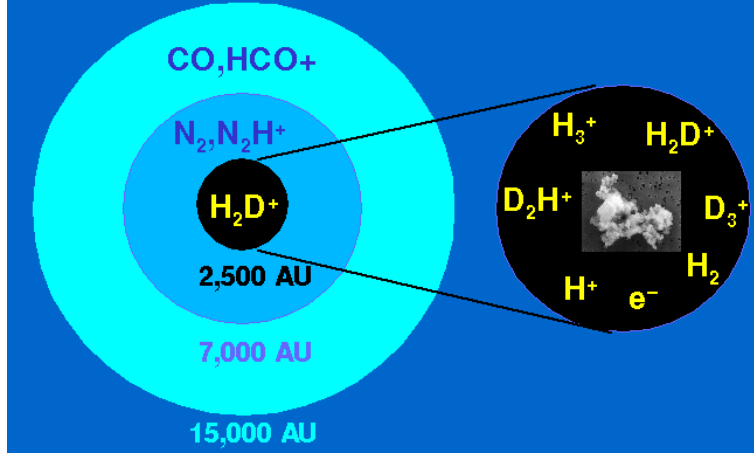
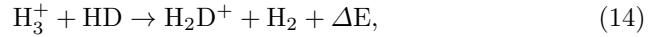


Fig. 2. Schematic picture of the chemical structure of a typical pre-stellar core. The central density is around 10^6 cm^{-3} and it drops to $\sim 2 \times 10^4 \text{ cm}^{-3}$ at the edge. In the outer shell, CO is mostly in the gas phase and HCO^+ is the main ion. Within about 7,000 AU, CO is mainly frozen onto dust grains whereas N_2 remains in the gas phase, so that a good probe of these zones is N_2H^+ . In the central $\sim 2,500$ AU (the “molecular hole”), only light species survive in the gas phase. Here, the thick icy mantle may boost the coagulation of dust grains.

Freeze-out and deuterium fractionation

An important consequence of the depletion of gas phase species is the large enhancement in the deuterium fractionation of molecular species, which has been extensively observed in the past years (e.g. Caselli et al. 2002; van der Tak et al. 2002; Bacmann et al. 2003). This process involves the deuterium-proton exchange reaction (Watson 1974):



with $\Delta E \simeq 230 \text{ K}$, which can only proceed from left to right in cold dark clouds. Here, in fact, the $\text{H}_2\text{D}^+/\text{H}_3^+$ abundance ratio increases well above the cosmic D/H ratio ($\sim 1.5 \times 10^{-5}$). H_2D^+ can react with CO, N_2 and other neutrals, transferring the deuteron in at least one third of its encounters, with the consequence of enhancing the deuterium fractionation in, e.g., HCO^+ and N_2H^+ , as observed (e.g. Williams et al. 1998). In the case of CO (and other H_3^+ and H_2D^+ destruction partners) depletion, the H_3^+ abundance will increase and, consequently, the H_2D^+ production rate will raise (via reaction 14), further increasing the $\text{H}_2\text{D}^+/\text{H}_3^+$ abundance ratio and the deuterium fractionation. In pre-stellar cores, $\text{N}_2\text{D}^+/\text{N}_2\text{H}^+ \simeq 0.2$ (Caselli et al. 2002; Crapsi et al. 2005) and $\text{D}_2\text{CO}/\text{H}_2\text{CO} \simeq 0.05$ (Bacmann et al. 2003), orders of magnitude larger than the cosmic D/H ratio. The observed D-fractionation also correlates with the measured amount of CO depletion (Bacmann et al.

2003; Crapsi et al. 2005), as expected from theory (e.g. Dalgarno & Lepp 1984; Aikawa et al. 2005).

In *molecular holes*, volume densities are large enough to allow an “extreme” depletion of gaseous species heavier than helium. This seems to be supported by the detection of a strong H_2D^+ line in the direction of L1544 (Caselli et al. 2003). The estimated H_2D^+ abundance cannot be reproduced by standard gas-grain chemistry unless CO is mainly in solid form (e.g. Roberts et al. 2003; Walmsley et al. 2004). If this is the case, the only tracer of the chemical composition of this region may be H_2D^+ . Also D_2H^+ has been observed in another pre-stellar core (Vastel et al. 2004), with abundances similar to H_2D^+ , which further pointed out the importance of including multiply deuterated species in chemical models of pre-stellar cores.

3.2 Outflows

In their youngest phase, protostars are called Class 0 sources (André et al. 1993) and one of their main characteristics is the presence of powerful and collimated outflows (e.g. Bachiller 1996; see also Beuther & Shepherd, this book and Bacciotti, this book). Outflows shock the material along their path, raising the gas temperature and partially destroying dust grains. In the presence of magnetic fields, if the electron fraction is sufficiently low (as in the dense material surrounding Class 0 sources), and if the shock velocity is below about 50 km s^{-1} (Draine et al. 1983), a discontinuity in the hydrodynamical variables (e.g. density and temperature) is not present and the shock is named “C-type” (“C” stays for “continuous”). In all the other cases, a “jump front” is formed, and the shock is called “J-type” (see Draine 1980).

In “C-type” shocks, molecular species (in particular H_2) do not dissociate. In these conditions, and if the gas temperature raises above $\sim 200 \text{ K}$, some important endothermic reactions become fast and quickly convert most of the free oxygen into water ($\text{O} \xrightarrow{\text{H}_2} \text{OH} \xrightarrow{\text{H}_2} \text{H}_2\text{O}$), and sulphur mainly into SO and SO_2 (e.g. Hartquist et al. 1980; Pineau des Forêts et al. 1993). In dissociative shocks, as soon as the post-shocked gas temperature has fallen to a few hundred degrees, H_2 molecules are reformed and shock chemistry proceeds as in C-type shocks (e.g. Neufeld & Dalgarno 1989).

The presence of magnetic fields in C-type shocks implies different velocities for neutrals and charged particles, including dust grains which are negatively charged and linked to the magnetic field lines. In these conditions, the collisions between (especially) H_2 molecules and dust grains may cause the return of mantle and refractory species in the gas phase. This process is called grain *sputtering* (e.g. Flower & Pineau des Forêts 1995; Schilke et al. 1997) and it is thought to be responsible for the observed enhancement of SiO and saturated molecular species such as H_2O , NH_3 , and CH_3OH along protostellar outflows (e.g. Bachiller & Perez Gutierrez 1997; Jørgensen et al. 2004). Dust grains with different sizes will also have relative velocities because

of the different mass and charge (entering the gyrofrequency expression), so that grain-grain collisions are also quite efficient in vaporising mantle and refractory material (Caselli et al. 1997).

Once icy mantles and part of the refractory material are released in the gas phase, shock chemistry proceeds until the gas temperature drops to the pre-shock values. This happens in a short time scale (a few hundred years), because of the efficient gas cooling mainly due to H_2 , water and CO (e.g. Kaufman & Neufeld 1996). Then, the post-shocked gas will experience again the “cold chemistry”, including freeze-out (e.g. Bergin et al. 1998). This mechanism (shock+freeze-out) has been suggested by Bergin et al. (1999) as a way to explain the large abundance ($\sim 10^{-4}$ w.r.t. H_2) of water in solid form in molecular clouds.

3.3 Hot Cores

The newborn protostar eventually heats up the surrounding material with its radiation, raising the dust temperature above the sublimation value for grain mantles, and forming the so-called “Hot Cores” (HCs). HCs are typically associated with high mass star forming regions and represent a stage earlier than ultracompact HII regions. They have diameters of < 0.1 pc, H_2 number densities of $\geq 10^7 \text{ cm}^{-3}$ and gas temperatures ≥ 100 K (e.g. Kurtz et al. 2000). Their chemical signatures are: (i) large abundances of saturated species, such as H_2O , NH_3 , H_2S , CH_3OH (e.g. Pauls et al. 1983; Menten et al. 1986), suggestive of an active surface chemistry (Sect. 2.2); (ii) large abundances of complex organic H-rich molecules, in particular HCOOCH_3 (methyl formate), CH_3COOH (acetic acid), $\text{CH}_3\text{CH}_2\text{CN}$ (ethyl cyanide), $\text{CH}_3\text{CH}_2\text{OH}$ (ethanol), $(\text{CH}_3)_2\text{CO}$ (acetone) (e.g. Millar et al. 1995; Mehringer & Snyder 1996; Remijan et al. 2004), hard to form in the gas phase; (iii) relatively large deuterium fractionations (e.g. Oloffson 1984; Turner 1990), a record of an early cold phase (Sect. 3.1). Interestingly, these regions show a strong chemical differentiation, especially evident in the nearby Orion KL (e.g. Blake et al. 1987; Wright et al. 1996) and also in the W3(OH) region (Wyrowski et al. 1997), when millimeter interferometry is used.

To understand the gas phase composition in HCs, surface chemistry is needed, because gas phase routes appear to be too slow. In particular, saturated species can be efficiently formed on grain surfaces before or during the earliest stages of protostar evolution, when the dust temperature is low enough (≤ 20 K) to allow hydrogenation and produce solid H_2O , NH_3 , CH_3OH and H_2S (see Sect. 2.2). Once the dust is heated to temperatures larger than the sublimation values for icy mantles (about 100 K), these saturated species will enrich the gas phase and start a hot gas phase chemistry (e.g. Brown et al. 1988; Charnley et al. 1992). A way to reproduce the observed chemical differentiation in the Orion KL region, where N-bearing and O-bearing species are spatially segregated, is to take into account the temperature and density gradients of the circumstellar cloud (Caselli et al. 1993).

In general, different routes are invoked for complex O-bearing and N-bearing species: the former are produced after the evaporation of solid methanol (CH_3OH) and formaldehyde (H_2CO) (the complexity is increasing in the gas phase); the latter are formed on grain surfaces (e.g. ethyl cyanide, $\text{CH}_3\text{CH}_2\text{CN}$) and, once evaporated, they form simpler daughter species (e.g. vinyl cyanide, CH_2CHCN). However, as recently found in the laboratory (Horn et al. 2005), some key reactions in the chain to form the HC-ubiquitous methyl formate from evaporated methanol do not proceed. Thus, surface chemistry is also needed to produce complex O-bearing species. *This is all to be explored!* In fact, current chemical models neglect surface chemistry, although they are very sophisticated in treating the physical structure of the molecular clouds (e.g. Doty et al. 2002; Rodgers & Charnley 2003; Nomura & Millar 2004; Viti et al. 2004).

In the past few years it has been realized that HCs are not only a signature of high mass star formation, but they are also found in low mass star forming regions, during the earliest (Class 0) protostellar phase (Cazaux et al. 2003; Bottinelli et al. 2004a,b; Kuan et al. 2004), and in one intermediate mass Class 0 source (Fuentes et al. 2005). Low-mass HCs, called “hot corinos”, are a “scaled” version ($n(\text{H}_2) \sim 10^7 \text{ cm}^{-3}$, $T \sim 50\text{--}100 \text{ K}$, size $\sim 150 \text{ AU}$) of the massive HCs. Nevertheless, they show rich spectra at millimeter wavelengths, with complex organic molecules, which is challenging current theory (see e.g. Rodgers & Charnley 2001). Outside these “hot corinos”, the gas and the dust still maintain the pre-stellar-core characteristics, including freeze-out (e.g. Belloche & André 2004). In the well-studied case of IRAS 16293-2422, the deuterium fractionation is very large (especially for H_2CO and CH_3OH ; e.g. Parise et al. 2004) compared to high mass HCs, probably suggesting a different chemical evolution, such as lower dust temperatures during the pre-stellar phase, which favour surface deuteration, or different chemical time scales.

3.4 Protoplanetary Disks

Protoplanetary disks around T Tauri and Herbig Ae/Be stars, which are contracting toward the main sequence and have ages of a few hundred years, are an important link between molecular clouds and protoplanetary systems (see Markwick & Charnley 2004 for a recent review). Understanding their chemical composition and the chemical processes is in fact one of the major challenge for astrochemistry, although the next generation of telescopes (in particular ALMA, the Atacama Large Millimeter Array) is needed to put stringent constraints on the models. So far, observations of species such as CO, CS, CN, HCN, HCO^+ , N_2H^+ , and H_2CO have shown that molecular abundances are typically lower than those in dense interstellar clouds, suggesting that molecular freeze-out is at work (e.g. Dutrey et al. 1997; Goldsmith et al. 1999; Qi et al. 2003; Thi et al. 2004). Moreover, DCO^+ has also been detected and the derived deuterium fractionation is comparable to that

observed in dense cloud cores ($\text{DCO}^+/\text{HCO}^+ \sim 0.04$; van Dishoeck et al. 2003). Ceccarelli et al. (2004) have detected H_2D^+ , known to be abundant in highly depleted regions (see Sect. 3.1). There is also observational evidence that photon-dominated chemistry is significant (because of the relatively large abundance of CN and C_2H , e.g. Dutrey et al. 1997). Theoretical work has pointed out the importance of X-rays in the ionization (e.g. Glassgold et al. 1997) and thermal (e.g. Glassgold et al. 2004) balance. Thus, many ingredients participate in the chemistry of protoplanetary disks.

In current chemical models, protoplanetary disks can be divided in three layers (see Fig. 3): the *surface layer*, where photochemical processes are important because of the exposure to the UV flux from the star and the interstellar radiation field; the *intermediate layer*, where the extinction is large enough that the chemistry resembles that of dense clouds; the *midplane*, where the density is so large that the majority of gas phase species are frozen onto dust grains (see, e.g., Aikawa et al. 2001; Willacy & Langer 2000; Markwick et al. 2002; van Zadelhoff et al. 2003; Semenov et al. 2004).

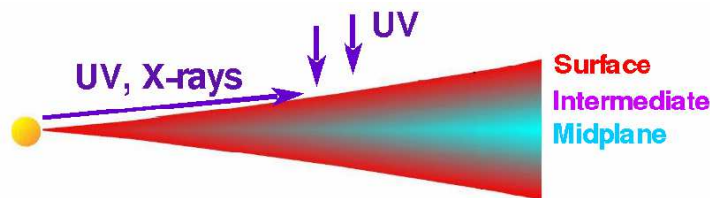


Fig. 3. Schematic picture of a protoplanetary disk, where three chemically distinct zones can be recognized: the *midplane*, where freeze-out is dominant; the *intermediate zone*, where dense cloud chemistry is appropriate; the *surface*, where photochemistry is important (courtesy of Y. Aikawa).

4 Conclusions

Tab. 3 summarizes the main processes for the chemistry of star forming regions, in the three phases (pre-stellar cores, Class 0 protostars and protoplanetary disks) briefly illustrated in this review. Question marks in the table follow not-yet-proved statements, mostly based on model predictions.

Here, I would like to point out some of the main problems still open in the field of astrochemistry of star forming regions. Many uncertainties are present especially regarding surface chemistry (e.g. Stantcheva & Herbst 2004; Chang et al. 2004) and gas phase reactions at high temperature (e.g. Wakelam et al. 2004), which in particular affect our interpretation of the observations toward molecular outflows and hot cores. Some important problems to solve

Table 3. Main processes and molecular gas tracers in star forming regions

Region	Gas Tracer	Main Processes
<i>Pre-stellar cores:</i>		
envelope	CO, HCO ⁺ , CS	ion-molecule
nucleus	N ₂ H ⁺ , N ₂ D ⁺ , NH ₃	freeze-out, D-fractionation
molecular hole	H ₂ D ⁺ , D ₂ H ⁺ , D ₃ ⁺ ?	freeze-out, grain coagulation?
<i>Class 0:</i>		
envelope	N ₂ H ⁺ , NH ₃	ion-molecule, freeze-out
outflow	H ₂ O, SiO, CH ₃ OH, SO ₂	grain sputtering, neutral-neutral
hot cores	H ₂ O, complex organics	mantle evaporation, neutral-neutral
<i>Protoplanetary disks:</i>		
surface layer	CO, CN, C ₂ H	photochemistry, ion-molecule
intermediate layer	HCN, DCO ⁺ , N ₂ H ⁺	freeze-out, D-fractionation
midplane	H ₂ D ⁺ , H ⁺ ?, D ₂ H ⁺ ?, D ₃ ⁺ ?	freeze-out, grain coagulation

are: (i) after recent laboratory work (Horn et al. 2004; Luca et al. 2004), we are left with the non-trivial problem of producing HCOOCH₃ and CH₃OH in the gas phase. It seems that the formation on grain surfaces (not yet explored for methyl formate) followed by desorption is the only possible route. (ii) Grain mantle composition is expected to change during cloud evolution and contraction; thus, binding energies (and consequently freeze-out rates) are a function of time. Nevertheless, current models simply neglect this. (iii) There are still quite large uncertainties regarding the chemistry of Oxygen (e.g. how much atomic O is left in the gas phase in pre-stellar core?), and Sulphur (where does S go in dense clouds and what is its form in icy grain mantles?). (iv) How good is the approximation of assuming a constant cosmic ray ionization rate (ζ) throughout the core? A large value of ζ ($\sim 10^{-15}$ s⁻¹) has been deduced for diffuse clouds (McCall et al. 2003). But this value drops to $1-3 \times 10^{-17}$ s⁻¹ in dense clouds; does it continue to drop *within* pre-stellar cores, with a consequent variation of the fractional ionization and the chemistry in cloud core nuclei? A synergy of laboratory, theoretical, and observational work, as well as the new generation of telescopes and interferometers (ALMA, SMA, CARMA, Herschel, SOFIA, APEX), are sorely needed to advance our understanding of astrochemistry.

Acknowledgements

I thank all my collaborators, who keep feeding my enthusiasm about astrochemistry. A special thank to Eric Herbst and Malcolm Walmsley to have had the patience of going through this review and giving me important input. Finally, I thank all the organizers of this meeting and, in particular, Nanda Kumar for all his hard work, needed to make the *C2C* a very successful (and enjoyable) meeting.

References

1. Aikawa, Y., Herbst, E. (2001). *A&A*, 371, 1107
2. Aikawa, Y., Herbst, E., Roberts, H., Caselli, P. (2005). *ApJ*, 620, 330
3. Anders, E., Grevesse, N. (1989). *Geochimica et Cosmochimica Acta*, 53, 197
4. André, P., Ward-Thompson, D. Barsony, M. (1993). *ApJ*, 406, 122
5. Asplund, M., Grevesse, N., Sauval, J. (2005). In: *Cosmic abundances as records of stellar evolution and nucleosynthesis* ed by F.N. Bash & T.G Barnes (ASP conf. series), in press (astro-ph/0410214)
6. Bachiller, R. (1996). *ARA&A*, 34, 111
7. Bachiller, R., Perez Gutierrez, M. (1997). *ApJ*, 487, L93
8. Bacmann, A., André, P., Puget, J.-L., Abergel, A., Bontemps, S., Ward-Thompson, D. (2000). *A&A*, 361, 555
9. Bacmann, A., Lefloch, B., Ceccarelli, C., Steinacker, J., Castets, A., Loinard, L. (2003). *ApJ*, 585, L55
10. Bell, M. B., Matthews, H. E. (1985). *ApJ*, 291, L63
11. Belloche, A., André, P. (2004). *A&A*, 419, L35
12. Benson, P. J., Caselli, P., Myers, P. C. (1998). *ApJ*, 506, 743
13. Bergin, E. A., Ciardi, D. R., Lada, C. J., Alves, J., Lada, E. A. (2001). *ApJ*, 557, 209
14. Bergin, E. A., Langer, W. D. (1997). *ApJ*, 486, 316
15. Bergin, E. A., Neufeld, D. A., Melnick, G. J. (1998). *ApJ*, 499, 777
16. Bergin, E. A., Neufeld, D. A., Melnick, G. J. (1999). *ApJ*, 510, L145
17. Bianchi, S., Gonçalves, J., Albrecht, M., Caselli, P., Chini, R., Galli, D., Walmsley, C. M. (2003). *A&A*, 399, L43
18. Blake, G.A., Sutton, E.C., Masson, C.R., Phillips, T.G. (1987). *ApJ*, 315, 621
19. Bottinelli, S., Ceccarelli, C., Lefloch, B., et al. (2004). *ApJ*, 615, 354
20. Bottinelli, S., Ceccarelli, C., Neri, R., et al. (2004). *ApJ*, 617, L69
21. Brown, P. D., Charnley, S. B., Millar, T. J. (1988). *MNRAS*, 231, 409
22. Caselli, P., Hartquist, T. W., Havnes, O. (1997). *A&A*, 322, 296
23. Caselli, P., Hasegawa, T. I., Herbst, E. (1993). *ApJ*, 408, 548
24. Caselli, P., van der Tak, F. F. S., Ceccarelli, C., Bacmann, A. (2003). *A&A*, 403, L37
25. Caselli, P., Walmsley, C. M., Tafalla, M., Dore, L., Myers, P. C. (1999). *ApJ*, 523, L165
26. Caselli, P., Walmsley, C. M., Zucconi, A., Tafalla, M., Dore, L., Myers, P. C. (2002). *ApJ*, 565, 344
27. Ceccarelli, C., Dominik, C., Lefloch, B., Caselli, P., Caux, E. (2004). *ApJ*, 607, L51
28. Cazaux, S., Tielens, A. G. G. M. (2004). *ApJ*, 604, 222
29. Cazaux, S., Tielens, A. G. G. M., Ceccarelli, C., Castets, A., Wakelam, V., Caux, E., Parise, B., Teyssier, D. (2003). *ApJ*, 593, L51
30. Chang, Q., Cuppen, H. M., Herbst, E. (2005). *A&A*, in press
31. Charnley, S. B., Tielens, A. G. G. M., Millar, T. J. (1992). *ApJ*, 399, L71
32. Chiar, J.E., Adamson, A.J., Kerr, T.H., Whittet, D.C.B. (1995). *ApJ*, 455, 234
33. Crapsi, A., Caselli, P., Walmsley, C. M., Myers, P. C., Tafalla, M., Lee, C. W., Bourke, T. L. (2005). *ApJ*, 619, 379
34. Dalgarno, A., Lepp, S. (1984). *ApJ*, 287, L47
35. Doty, S. D., van Dishoeck, E. F., van der Tak, F. F. S., Boonman, A. M. S. (2002). *A&A*, 389, 446

36. Draine, B. T. (1980). *ApJ*, 241, 1021
37. Draine, B. T., Roberge, W. G., Dalgarno, A. (1983). *ApJ*, 264, 485
38. Duley, W. W., Williams, D. A. (1984). *Interstellar chemistry*, London, England and Orlando, FL, Academic Press
39. Dutrey, A., Guilloteau, S., Guelin, M. (1997). *A&A*, 317, L55
40. Ehrenfreund, P., Charnley, S. B. 2000, *ARA&A*, 38, 427
41. Evans, N. J., II (1999). *ARA&A*, 37, 311
42. Evans, N. J., II, Rawlings, J. M. C., Shirley, Y. L., Mundy, L. G. (2001). *ApJ*, 557, 193
43. Flower, D. R., Pineau des Forêts, G. (1995). *MNRAS*, 275, 1049
44. Fuente, A., Rizzo, J. R., Caselli, P., Bachiller, R., Henkel, C. (2005). *A&A*, in press (astro-ph/0411602)
45. Galli, D., Walmsley, C. M., Gonçalves, J. (2002). *A&A*, 394, 275
46. Geppert, W. D., Thomas, R., Semaniak, J., et al. (2004). *ApJ*, 609, 459
47. Gibb, E. L., Whittet, D. C. B., Boogert, A. C. A., Tielens, A. G. G. M. (2004). *ApJ*, 610, L113
48. Glassgold, A. E., Najita, J., Igea, J. (1997). *ApJ*, 480, 344
49. Glassgold, A. E., Najita, J., Igea, J. (2004). *ApJ*, 615, 972
50. Goldsmith, P. F., Langer, W. D., Velusamy, T. (1999). *ApJ*, 519, L173
51. Gould, R. J., Salpeter, E. E. (1963). *ApJ*, 138, 393
52. Graedel, T. E., Langer, W. D., Frerking, M. A. (1982). *ApJS*, 48, 321
53. Habart, E., Boulanger, F., Verstraete, L., Walmsley, C. M., Pineau des Forêts, G. (2004). *A&A*, 414, 531
54. Hartquist, T. W., Dalgarno, A., Oppenheimer, M. (1980). *ApJ*, 236, 182
55. Hartquist, T. W., Williams, D. A. (1995). *The Chemically Controlled Cosmos, Astronomical Stars* (Cambridge University Press)
56. Hartmann, L. (2003). *ApJ*, 585, 398
57. Hasegawa, T. I., Herbst, E. (1993). *MNRAS*, 261, 83
58. Hasegawa, T. I., Herbst, E., Leung, C. M. (1992). *ApJS*, 82, 167
59. Herbst, E. (1990). *Angew. Chem. Int. Ed. Engl.*, 29, 595
60. Herbst, E. (2000). In: *Astrochemistry: From Molecular Clouds to Planetary Systems*, ed by Y. C. Minh & E. F. van Dishoeck, p.147
61. Herbst, E., Klemperer, W. (1973). *ApJ*, 185, 505
62. Herbst, E., Leung, C. M. (1989). *ApJS*, 69, 271
63. Hollenbach, D., Salpeter, E. E. (1971). *ApJ*, 163, 155
64. Horn, A., Møllendal, H., Sekiguchi, O., Uggerud, E., Roberts, H., Herbst, E., Viggiano, A. A., Fridgen, T. D. (2004). *ApJ*, 611, 605
65. Jones, A. P., Williams, D. A. (1985). *MNRAS*, 217, 413
66. Jørgensen, J. K., Hogerheijde, M. R., Blake, G. A., van Dishoeck, E. F., Mundy, L. G., Schier, F. (2004). *A&A*, 415, 1021
67. Jura, M. (1975). *ApJ*, 197, 575
68. Kaufman, M. J., Neufeld, D. A. (1996). *ApJ*, 456, 250
69. Kuan, Y.-J., Huang, H.-C., Charnley, S. B., et al. (2004). *ApJ*, 616, L27
70. Kurtz, S., Cesaroni, R., Churchwell, E., Hofner, P., Walmsley, C. M. (2000). In: *Protostars and Planets IV*, eds Mannings, V., Boss, A.P., Russell, S. S., p. 299 (University of Arizona Press)
71. Lee, C. W., Myers, P. C., Tafalla, M. (2001). *ApJS*, 136, 703
72. Léger, A., Jura, M., Omont, A. (1985). *A&A*, 144, 147
73. Leung, C. M., Herbst, E., Huebner, W. F. (1984). *ApJS*, 56, 231

74. Li, D., Goldsmith, P. F. (2005). *ApJ*, in press (astro-ph/0412427)
75. Luca, A., Voulot, D., Gerlich, D. *WDS'02 Proceedings of Contributed Papers, Part II*, 2002, MATFYZPRESS, p. 294
76. Markwick, A. J., Charnley, S. B. (2004). In: *Astrobiology: Future Perspectives*, by P.Ehrenfreund et al. Leiden Observatory, The Netherlands Astrophysics and Space Science Library, Vol. 305 (Kluwer Academic Publishers), p. 33
77. Markwick, A.J., Ilgner, M., Millar, T.J., Henning, Th. (2002). *A&A*, 385, 632
78. McCall, B. J., Huneycutt, A. J., Saykally, R. J., et al. (2003). *Nature*, 422, 500
79. McKee, C. F. (1989). *ApJ*, 345, 782
80. Menten, K. M., Walmsley, C. M., Henkel, C., Wilson, T. L., Snyder, L. E., Hollis, J. M., Lovas, F. J. (1986). *A&A*, 169, 271
81. Mehringer, D. M., Snyder, L. E. (1996). *ApJ*, 471, 897
82. Millar, T. J., MacDonald, G. H., Habing, R. J. (1995). *MNRAS*, 273, 25
83. Morton, D. C. (1975). *ApJ*, 197, 85
84. Myers, P. C. (1999). In: *The Origin of Stars and Planetary Systems*, ed by C. J. Lada and N. D. Kylafis, p.67 (Kluwer Academic Publishers)
85. Neufeld, D. A., Dalgarno, A. (1989). *ApJ*, 340, 869
86. Nomura, H., Millar, T. J. (2004). *A&A*, 414, 409
87. Nummelin, A., Whittet, D. C. B., Gibb, E. L., Gerakines, P. A., Chiar, J. E. (2001). *ApJ*, 558, 185
88. Ohashi, N., Lee, S. W., Wilner, D. J., Hayashi, M. (1999). *ApJ*, 518, L41
89. Olofsson, H. (1984). *A&A*, 134, 36
90. Ossenkopf, V., Henning, Th. (1994). *A&A*, 291, 943
91. Pagani, L., Bacmann, A., Motte, F., et al. (2004). *A&A*, 417, 605
92. Palla, F., Stahler, S. W. (2002). *ApJ*, 581, 1194
93. Palumbo, M. E., Geballe, T. R., Tielens, A. G. G. M. (1997). *ApJ*, 479, 839
94. Parise, B., Castets, A., Herbst, E., Caux, E., Ceccarelli, C., Mukhopadhyay, I., Tielens, A. G. G. M. (2004). *A&A*, 416, 159
95. Pauls, A., Wilson, T. L., Bieging, J. H., Martin, R. N. (1983). *A&A*, 124, 23
96. Pineau des Forêts, G., Roueff, E., Schilke, P., Flower, D. R. (1993). *MNRAS*, 262, 915
97. Pirronello, V., Liu, C., Roser, J. E., Vidali, G. (1999). *A&A*, 344, 681
98. Prasad, S. S., Huntress, W. T., Jr. (1982). *ApJ*, 260, 590
99. Qi, C., Kessler, J. E., Koerner, D. W., Sargent, A. I., Blake, G. A. (2003). *ApJ*, 597, 986
100. Remijan, A., Shiao, Y.-S., Friedel, D. N., Meier, D. S., Snyder, L. E (2004). *ApJ*, 617, 384
101. Roberts, H., Herbst, E., Millar, T. J. (2003). *ApJ*, 591, L41
102. Rodgers, S. D., Charnley, S. B. (2001). *ApJ*, 546, 324
103. Rodgers, S. D., Charnley, S. B. (2003). *ApJ*, 585, 355
104. Ruffle, D. P., Hartquist, T. W., Caselli, P., Williams, D. A. (1999). *MNRAS*, 306, 691
105. Ruffle, D. P., Herbst, E. (2001). *MNRAS*, 322, 770
106. Schilke, P., Walmsley, C. M., Pineau des Forêts, G., Flower, D. R. (1997). *A&A*, 321, 293
107. Schutte, W. A., Khanna, R. K. (2003). *A&A*, 398, 1049
108. Sellgren, K., Smith, R. G., Brooke, T. Y. (1994). *ApJ*, 433, 179
109. Semenov, D., Wiebe, D., Henning, Th. (2004). *A&A*, 417, 93
110. Shinnaga, H., Ohashi, N., Lee, S.-W., Moriarty-Schieven, G. H. (2004). *ApJ*, 601, 962

111. Snow, T. P., Witt, A. N. (1996). *ApJ*, 468, L65
112. Spitzer, L. (1978). *Physical processes in the interstellar medium* (New York: Wiley-Interscience)
113. Stahler, S. W., Palla, F. 2004, *The formation of stars*, New York, NY: Wiley
114. Stantcheva, T., Herbst, E. (2004). *A&A*, 423, 241
115. Tafalla, M., Myers, P. C., Caselli, P., Walmsley, C. M. (2004). *A&A*, 416, 191
116. Takahashi, J., Williams, D. A. (2000). *MNRAS*, 314, 273
117. Teixeira, T. C., Emerson, J. P., Palumbo, M. E. (1998). *A&A*, 330, 711
118. Thi, W.-F., van Zadelhoff, G.-J., van Dishoeck, E. F. (2004). *A&A*, 425, 955
119. Tielens, A. G. G. M. (2005). *The Physics and Chemistry of the Interstellar Medium*, in press
120. Tielens, A. G. G. M., Allamandola, L. J. (1987). In: *Interstellar processes*, p. 397 (Dordrecht, D. Reidel Publishing Co.)
121. Tielens, A. G. G. M., Hagen, W. (1982). *A&A*, 114, 245
122. Turner, B. E. (1990). *ApJ*, 362, L29
123. van der Tak, F. F. S., Schilke, P., Müller, H. S. P., Lis, D. C., Phillips, T. G., Gerin, M., Roueff, E. (2002). *A&A*, 388, L53
124. van der Tak, F. F. S., van Dishoeck, E. F. (2000). *A&A*, 358, L79
125. van Dishoeck, E. F. (2004). *ARA&A*, 42, 119
126. van Dishoeck, E. F., Blake, G. A. (1998). *ARA&A*, 36, 317
127. van Dishoeck, E. F., Blake, G. A., Draine, B. T., Lunine, J. I. (1993). In: *Protostars and planets III*, p. 163
128. van Dishoeck, E. F., Thi, W.-F., van Zadelhoff, G.-J. (2003). *A&A*, 400, L1
129. van Zadelhoff, G.-J., Aikawa, Y., Hogerheijde, M. R., van Dishoeck, E. F. (2003). *A&A*, 397, 789
130. Vastel, C., Phillips, T. G., Yoshida, H. (2004). *ApJ*, 606, L127
131. Visser, A. E., Richer, J. S., Chandler, C. J. (2002). *AJ*, 124, 2756
132. Viti, S., Collings, M. P., Dever, J. W., McCoustra, M. R. S., Williams, D. A. (2004). *MNRAS*, 354, 1141
133. Wakelam, V., Caselli, P., Ceccarelli, C., Herbst, E., Castets, A. (2004). *A&A*, 422, 159
134. Walmsley, C. M., Flower, D. R., Pineau des Forêts, G. (2004). *A&A*, 418, 1035
135. Ward-Thompson, D., Motte, F., André, P. (1999). *MNRAS*, 305, 143
136. Watson, W. D. (1974). *ApJ*, 188, 35
137. Weingartner, J. C., Draine, B. T. (2001). *ApJ*, 563, 842
138. Willacy, K., Langer, W. D. (2000). *ApJ*, 544, 903
139. Willacy, K., Millar, T. J. (1998). *MNRAS*, 298, 562
140. Williams, D. A., Williams, D. E., Clary, D., et al. (2000). In: *Molecular hydrogen in space*, ed by F. Combes, and G. Pineau des Forêts, p.99 (Cambridge University Press)
141. Williams, J. P., Bergin, E. A., Caselli, P., Myers, P. C., Plume, R. (1998). *ApJ*, 503, 689
142. Wyrowski, F., Hofner, P., Schilke, P., Walmsley, C. M., Wilner, D. J., Wink, J. E. (1997). *A&A*, 320, L17
143. Woon, D. E. (2002). *ApJ*, 569, 541
144. Wright, M. C. H., Plambeck, R. L., Wilner, D. J. (1996). *ApJ*, 469, 216