

Scattering Properties and Composition of Cometary Dust

Ranjan Gupta (rag@iucaa.ernet.in)
IUCAA, Post Bag 4, Ganeshkhind, Pune-411007, India

D.B. Vaidya (dbv@satyam.net.in)
Gujarat College, Ahmedabad-380006, India

J.S. Dobbie
Inst. for Atmospheric Science, University of Leeds, Leeds LS2 JT, UK

Petr Chylek
Space and Remote Sensing Sciences, Los Alamos National Laboratory, Los Alamos, NM 87545, USA

September 15, 2003

Abstract.

Composition of the Comet dust obtained by the dust impact analyzer on the Halley probes indicated that the comet dust is a mixture of silicate and carbonaceous material. The collected interplanetary dust particles (IDP's) are fluffy and composite, having grains of several different types stuck together. Using Discrete Dipole Approximation (DDA) we study the scattering properties of composite grains. In particular, we study the angular distribution of the scattered intensity and linear polarization of composite grains. We assume that the composite grains are made up of a host silicate sphere/spheroid with the inclusions of graphite. Results of our calculations on the composite grains show that the angle of maximum polarization shifts, and the degree of polarization varies with the volume fraction of the inclusions. We use these results on the composite grains to interpret the observed scattering in cometary dust.

Keywords: Dust; Scattering; Comets; Polarization

1. Introduction

In situ sampling of comet dust composition obtained by the dust impact analyzer on the Halley probes indicated a composition which is a mixture of silicate and carbonaceous material (Kissel *et al.* 1986, Jessberger *et al.* 1988, Jessberger 1999). The collected interplanetary dust particles (IDPs) of likely cometary origin are fluffy and composite (Brownlee 1987) and are typically of submicron to micron sized silicate grains embedded in a carbon rich matrix (Bradley *et al.* 1992). The laboratory studies of the composite particles (Chylek *et al.* 1988) and aggregates (Gustafson and Kolokolova 1999) show that the scattering properties for these irregular and inhomogeneous particles are different



© 2018 Kluwer Academic Publishers. Printed in the Netherlands.

from that of solid homogeneous particles. Mie theory for spherical particles is not capable of explaining the scattering properties of cometary dust particles because cometary particles are fluffy and nonspherical (see e.g. Jockers 1997). Hence, there is a need to formulate models of electromagnetic scattering by the inhomogeneous and nonspherical grains. Calculations based on the discrete dipole approximation (DDA) (Purcell and Pennypacker 1973, Draine 1988, Lumme *et al.* 1997, Wolff *et al.* 1998) allow the study of the light scattering properties of the irregularly shaped and inhomogeneous grains. Xing and Hanner (1997) and Yanamandra-Fisher and Hanner (1999) have studied the scattering properties of the aggregates of silicates and carbonaceous material to interpret the observed polarization in comets. However, the shape of the polarization curve for the cometary dust is still not very well explained and also it is not very clear how the silicate and absorbing grains are mixed in the cometary dust (Hanner 2002). Petrova *et al.* (2000) have shown that aggregates composed of touching spheres with size parameters 1.3-1.65 display properties typical of cometary particles; viz. a weak increase of the back scattering intensity, negative linear polarization at small phase angles ($\leq 20^\circ$) and a positive wavelength gradient polarization. Their results on the aggregates indicate that more compact particles have a more pronounced negative branch of polarization. Lamy *et al.* (1987) had suggested a composite grain model of silicate and graphite 'rough' grains to fit the observed polarization curve in the dust coma of comet Halley. The polarization of comet Halley was also observed at near IR wavelengths (viz. 1.25, 1.65 and 2.2 μm) at several phase angles by Brooke *et al.* (1987). They found that P/Halley exhibited a negative linear polarization branch at small phase angles i.e. $\leq 20^\circ$. They modeled their observations using solid Mie particles with two different compositions, one component being of very absorbing material. However they suggested a two component grain model with irregular grains for better understanding of the scattering properties of cometary dust. Jones *et al.* (2000) have observed the polarization of dust in Comet Hale-Bopp in the K-band (2.2 μm) and they found the negative branch of polarization was much reduced (almost negligible) in the K band compared to that was observed in the visual wavelength range. Kelley *et al.* (2004) have observed several comets in the K-band (i.e. 2.2 μm) and have found that the K-band polarization was only 1%-2% higher than typical optical polarization observed for the comets (Levasseur-Regourd *et al.* 1996). Kelley *et al.* (2004) also found that the comet Hale-Bopp showed no significant negative polarization branch at 2.2 μm at large scattering angles. For cometary dust the radiative energy received from Sun is either absorbed/ and in part re-radiated in the thermal infrared wavelength range or is scattered. Harker *et al.*

(2002) have used a fractal porous model of the amorphous carbon and amorphous silicate grains to model thermal emission from the dust coma of comet Hale-Bopp. In order to produce the fractal porous grain model, Harker *et al.* (2002) have used the effective medium approximation (EMA). However, it is to be noted that the EMA does not take into account the inhomogeneities within the structure or the surface roughness of the grains (see for example Wolff *et al.* 1998).

In the present study we are concerned with the scattered part of the solar radiation and it can be observed in the uv, visual and near infrared wavelength ranges upto about $3\mu m$; when the thermal radiation starts to become important (see for example Jockers 1997).

In this paper we use the results of the DDA calculations on the composite grains with various mixing ratios of the constituent materials to explain the observed scattering properties, namely the angular distribution of the scattered intensity and linear polarization of cometary dust.

DDA has been used earlier by us to study the scattering properties of a composite particle made up of a host water sphere with carbon inclusions (Chylek *et al.* 2000). Recently we have used DDA to study the extinction properties of the composite grains (Vaidya *et al.* 2001). In the present study, we calculate the angular distribution of the scattered intensity and linear polarization for the spherical and non-spherical composite grains with silicate and graphite as constituent materials. The composite grains are assumed to be made of the host silicate sphere (or spheroid) with inclusions of graphite. We study the effect of the inclusion size and volume fraction on the angular distribution of the scattered intensity and the linear polarization for the composite grains. It is to be noted that the composite grain model we present here for cometary dust is different from the aggregate grain model of monomers suggested by Xing and Hanner (1997). In section 2, we present the composite grain models. In section 3 we give the results of our calculations and compare the results of the models with the observations. Summary and conclusions are given in the last section 4.

2. Discrete Dipole Approximation (DDA) and composite grain model

The basic DDA method consists of replacing a particle by an array of N oscillating polarizable point dipoles (see e.g. Draine 1988). The dipoles are located on a lattice and polarizability is related to the complex refractive index m through a lattice dispersion relationship (Draine and Goodman 1993). Each dipole responds to the external incident electric

field and also to the electric fields of the other $N-1$ dipoles that comprise the particle. The polarization at each dipole site is therefore coupled to all other dipoles in the particle. There are two validity criteria for the DDA to provide accurate results (see e.g. Draine and Flatau 1994, Wolff *et al.* 1994); viz (i) $|m|kd \leq 1$, where m is the complex refractive index, k is the wave number, $k = \pi/\lambda$ and d is the distance between the dipoles; and (ii) d should be small enough (N should be sufficiently large) to describe the shape of the particle satisfactorily. In the present study we use the modified DDA code (Dobbie 1999, Vaidya *et al.* 2001) to calculate the angular distribution of the scattered intensity and the linear polarization P for a composite grain. The code, first carves out an outer sphere (or spheroid) from a lattice of dipole sites. Sites outside the sphere are vacuum and sites inside are assigned to be the host material. Once the host particle is formed the code locates centers for internal spheres to form the inclusions. The inclusions are of a single radius and their centers are chosen randomly. The code then outputs a three dimensional matrix specifying the material type at each dipole site which is then read by the DDA. In the present case, the sites are either silicates, graphites or vacuum. The porosity P of the composite grain is defined as the relative amount of volume filled by the vacuum in the composite grain and is given by $p = 1 - V_{\text{solid}}/V_{\text{total}}$, where V_{solid} is the solid material inside the grain and V_{total} is the total volume of the grain (Hage and Greenberg 1990a & 1990b). Accordingly, the porosity p for the composite grains varies between $0 < p < 1$ (for more details on porosity and porous grains see Vaidya & Gupta, 1997 & 1999). Using the modified code for the composite grains, we have studied composite grain models with a host sphere (or spheroid) containing $N=57856$, 14440 and 25896 dipoles each carved out from $48 \times 48 \times 48$, $48 \times 24 \times 24$ and $48 \times 32 \times 32$ dipole sites respectively. The composite grain models with $N=1184$ and 152 ($p = 60\%$ and 80% respectively) are also generated and are used to study the effect of porosity on the scattering properties of the composite grains. The volume fractions of the graphite inclusions used are 10%, 20% and 30%. The inclusion size is labeled by the number of dipoles n across the diameter of an inclusion (see Table 1) (Chylek *et al.* 2000). The equivalent volume radius for the inclusion is given by $r_{\text{eq}} = (3n/4\pi)^{1/3}d$. For more details on the computer code and the corresponding modification in the DDA code, see Dobbie (1999).

Figures 1a and 1b illustrate the composite grain model for a typical spheroid ($N=14440$), used in the present study. Figure 1a shows the host spheroid (sites are shown in green color circles) with the embedded inclusions (shown in red color circles). Since all the embedded inclusions cannot be seen and only the ones at the outer periphery are

visible (Figure 1a), in the Figure 1b we show the positions of all these inclusions in the host grain.

It is to be emphasized that in the composite grain model considered in the present study, the inclusions are embedded in the host sphere, their positions are chosen randomly and they are not overlapping; whereas in the aggregate grain model (Xing and Hanner 1997) of monomers, one monomer in the center is surrounded by the rest of the monomers; which are either overlapping, touching or separated.

The optical constants for silicate and graphite; ($m = 1.71 + 0.033i$ and $4.04 + 2.58i$ respectively) at wavelength of $2.2\mu m$, used in the present calculations are obtained from Draine (1985). Table 1 shows the parameters for the composite grain models considered in the present study. Here Si+Gr denotes the composite grain having silicate as the material for the host sphere or spheroid and graphite as the material for the inclusion.

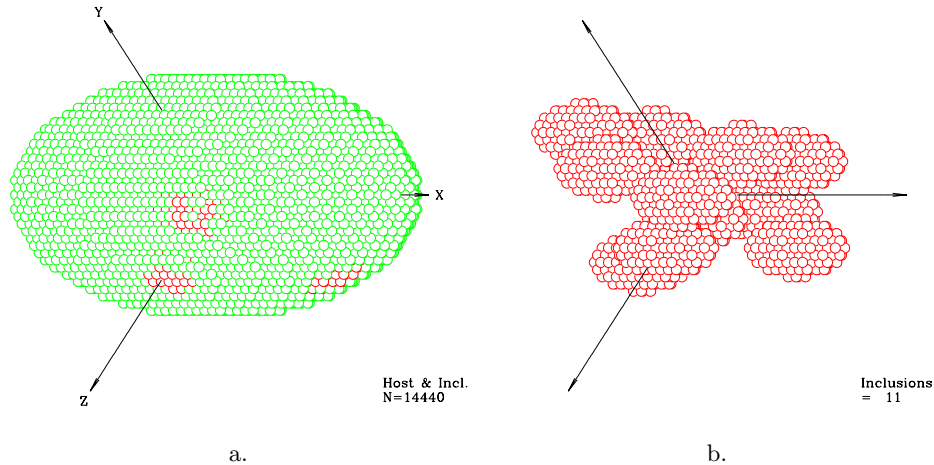


Figure 1. A typical Non-spherical Composite grain with a total of $N=14440$ dipoles. (a) shows the inclusions embedded in the host spheroid such that only the ones placed at outer periphery are seen and (b) shows the inclusions.

We have used the size range a_{eq} from 0.05 to 1.0μ , which corresponds to equivalent volume size parameter $X = 2\pi a_{eq}/\lambda$ from 0.14 to 3.0 at the wavelength of $2.2\mu m$, where a_{eq} is the radius of the sphere of equivalent volume of the host grain. For all the grain models and grain sizes considered in the present study, the DDA criterion $|m|kd \leq 1$ is satisfied.

Table I. Composite Grain Models

Shape of Host Grain	Number of Dipoles N	Volume Fraction of Inclusions f	Size of Inclusions n
Sphere (Si+Gr)	57856	0.1	12
		0.2	12
		0.3	12
		0.2	6
		0.2	8
Spheroids (Si+Gr)	14440	0.1	12
		0.2	12
		0.3	12
		0.2	6
		0.2	8
Spheroids (Si+Gr)	25896	0.1	12
		0.2	12
		0.3	12
Spheroids (Si+Gr)	1184	0.2	6
Spheroids (Si+Gr)	152	0.2	4

To model the randomly oriented grains it is necessary to get the scattering properties of the composite grains averaged over all of the possible orientations; i.e.

$\beta(0 \rightarrow 360^\circ)$, $\theta(0 \rightarrow 180^\circ)$ and $\phi(0 \rightarrow 360^\circ)$; (see Draine and Flatau 1998). In the present study we use three values for each of the orientation parameters (β, θ, ϕ) i.e. averaging over 27 orientations; which we find quite adequate; higher number of orientations (e.g. Xing and Hanner 1997, Yanamandra-Fisher and Hanner 1999) would require considerable computer cpu time. It should be noted that we have also used grain size distributions for averaging and folding up the curves at 0° and 180° scattering angle (see for example Jockers 1997).

3. Results & Discussion

To be consistent with the comet dust composition, i.e. silicate and absorbing material with high carbon content (Kissel *et al.* 1986), we have selected silicate and graphite as the constituent materials for the composite grains in the present study. Earlier, Vanysek and Wickramasinghe (1975) had also suggested silicate and graphite particles as possible constituents in the cometary material. A two component grain model with 'rough' grains was also suggested by Lamy *et al.* (1987) and Brooke *et al.* (1987) to fit the observed polarization in the dust coma of comet Halley. In this paper we have made a systematic study of the effect of variation in the volume fraction and the size of the inclusions on the scattering properties of the composite grains. The composite grain models considered in the present study are shown in Table 1.

We have considered spherical and non-spherical composite grains in the size parameter range X from 0.14 to 3.0, corresponding to the radius a_{eq} of 0.05 to 1.0μ of the host grain at the wavelength of $2.2\mu m$.

Spheres:

Figures 2(a-f) show the angular scattered intensity (i.e. S11) and the linear polarization P (i.e. $-S12/S11$) (Bohren and Huffman 1983) for the composite grains with the host silicate sphere, containing $N=57856$ dipoles and for three volume fractions (viz. 10%, 20% and 30%) of graphite inclusions for a constant inclusion size ($n=12$, i.e. $r_{eq} \sim 1.45d$).

It is seen that the scattered intensity S11 for small composite grains ($X \sim 0.3$), is increasing with the volume fraction of the inclusions. For larger grains, i.e. $X \sim 1.5$ and 3.0 the scattered intensity S11 decreases with the increase in the volume fraction of the inclusions up to 90° and 50° scattering angles respectively, beyond these angles there does not seem to be any variation with the volume fractions. It should be noted that these large grains ($X \sim 1.5$ and 3.0) do not show any back scattered enhancement. Figure 2b shows the linear polarization for small ($X \sim 0.3$) grains. The polarization is maximum around 90° but there is no variation with the volume fraction. For the grains with $X \sim 1.5$, polarization P , shows considerable variation with the volume fraction of the inclusions (Figure 2d). It is seen that the angle of maximum polarization shifts from about 125° for the volume fraction $f=0.1$ to 90° for fraction $f=0.2$ and to 70° for the volume fraction $f=0.3$ of the inclusions. The degree of polarization P also decreases from about 0.6 to 0.2 as the volume fraction of the graphite inclusion increases. For large grains, $X = 3.0$, these curves show negative polarization for all the volume fractions of inclusions and the positive polarization increases with the volume fraction f of the graphite inclusions. Figures 3(a-f) show the scattering function for spherical composite grain for two

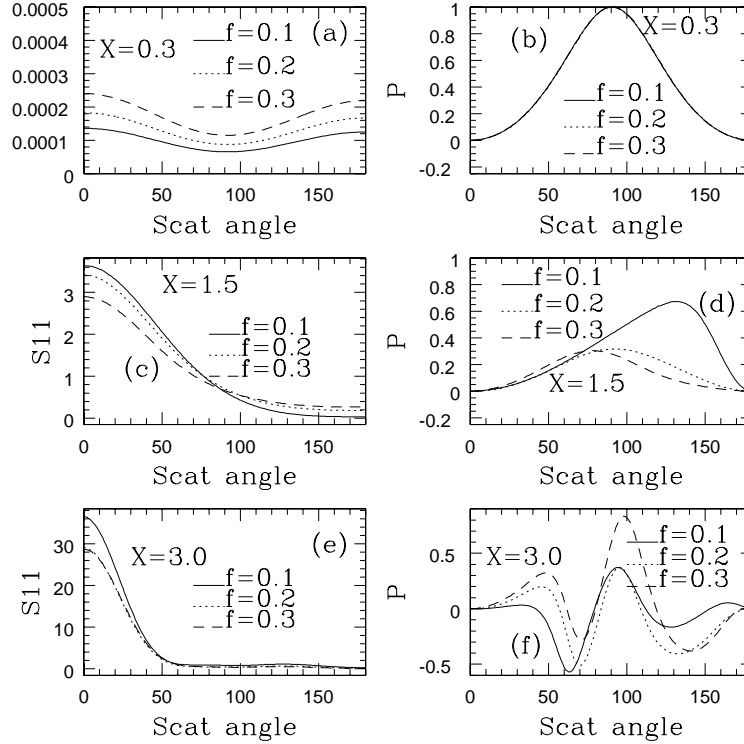


Figure 2. Scattered intensity (S11) and Polarization P for the Spherical Composite grain ($N=57856$), with silicate as host sphere and graphite inclusions showing variations with various volume fractions.

inclusion sizes (viz. $n = 6$ and 12) at a constant volume fraction of the inclusion ($f = 0.2$). It is seen that there is no appreciable variation in the scattered intensity S11 with the inclusion size. The scattered intensity is flat beyond 90° i.e. there is no back scattering. The degree of polarization P for grains upto ($X = 1.5$) does not show appreciable variation with the inclusion size. For larger grains ($X = 3.0$) P is higher for large inclusion size (i.e. $n = 12$) than that is obtained for $n = 6$. However, there is no shift in the position of the maximum polarization P_{\max} , i.e. the angle of maximum polarization, with the inclusion size.

We have also compared the results on the composite grains using DDA with the results obtained using the Maxwell Garnett effective medium approximation (EMA) (Bohren and Huffman 1983). Using EMA we have obtained the optical constants for the composite grains and have used these constants in conjunction with Mie theory to calculate the scattered intensity and the polarization P. The EMA results for

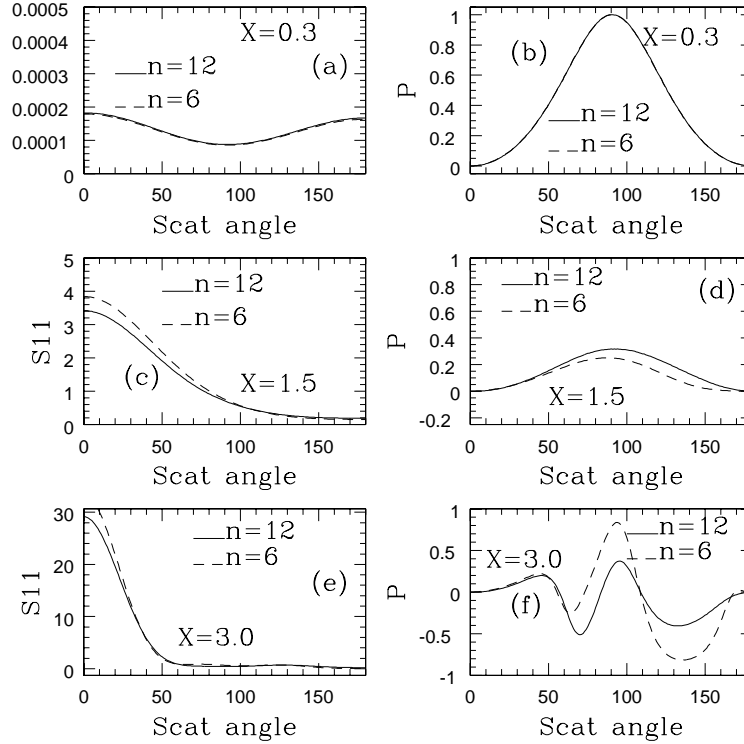


Figure 3. Scattered intensity (S_{11}) and Polarization P for the Spherical Composite grain ($N=57856$), with silicate as host sphere and graphite inclusions showing variations with various inclusion sizes for a fixed volume fraction of 20%.

the composite Si+Gr (i.e. silicate host and graphite as inclusions) grain models deviate considerably from DDA results (Figure 4a-f). EMA results do not agree with DDA results for Si + Gr grain models because the EMA does not take into account the inhomogeneities within the grain i.e. internal structure, voids, surface roughness etc. (see e.g. Perrin and Lamy 1990, Wolff *et al.* 1994, 1998). Since Maxwell-Garnet mixing rules provide the extreme cases of the possible values of the effective dielectric constants of a two component mixture (Chylek *et al.* 2000) we have used the Maxwell-Garnet mixing method. Investigating the effects of compositional inhomogeneities and fractal dimension on the optical properties of astrophysical dust Bazell and Dwek (1990) have found Maxwell-Garnett mixing rule better than the Bruggeman rule (Bohren and Huffman 1983). However, the criteria of validity of respective theories are not clear (Bohren and Huffman 1983, Perrin and Sivan 1990). It would be therefore very useful and advantageous to com-

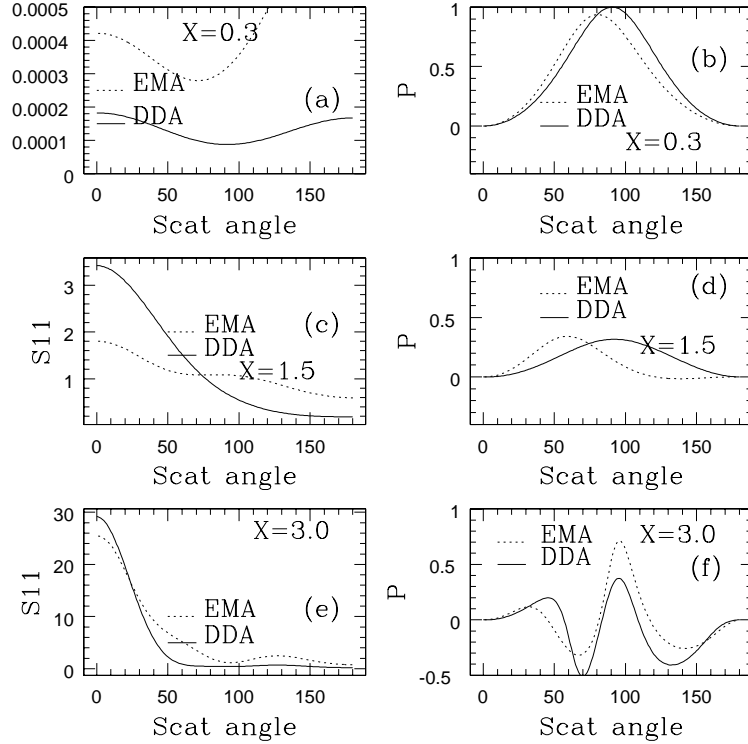


Figure 4. Comparison of Scattered intensity (S11) and Polarization P for the DDA Spherical Composite grain ($N=57856$), Si+Gr, and EMA for various grain size parameters X .

pare the DDA results for the composite grains (with varying inclusion sizes and volume fractions) with those obtained by other EMA/Mie type series solution techniques in order to examine the applicability of several mixing rules (see e.g. Chylek 2000, Wolff *et al.* 1998).

Spheroids:

The main purpose of the present study is to use the results of the composite grains to interpret the observed scattering properties of the cometary dust. Several studies have shown that the cometary dust particles are nonspherical (see for example Greenberg 1980, Jockers 1997). The collected interplanetary dust particles (IDPs) of likely cometary origin are nonspherical (Brownlee 1978). Vaidya and Desai (1996) and Kiselev and Velichko (1998) have also suggested nonspherical porous particles to explain the scattering properties of cometary dust. Also, spherical particles show resonances in the scattered intensity and polarization (Bohren and Huffman 1983) which are not present in the

nonspherical particles and are not observed in cometary dust. Hence, in addition to the spherical grains, we have also studied the scattering properties for the composite spheroidal grains.

Figures 5 (a-f) show the scattered intensity and the polarization P for the composite grains containing a host spheroid with 14440 dipoles for three volume fractions of the inclusions. It is seen that for these spheroidal composite grains there is no appreciable variation in the scattered intensity S_{11} with the volume fraction of the inclusions. The scattered intensity curves do not display any back scattering. The linear polarization P for small ($X \sim 0.3$) spheroidal composite grains peaks around 90° and there is no variation with the volume fractions of inclusions. For grains with $X = 1.5$, the angle of maximum polarization shifts with the variation in the volume fraction of inclusions i.e. it shifts from 120° for $f=0.1$ to 80° for $f=0.3$. Fig 5f shows linear polarization for large grains $X = 3.0$ for three volume fractions. It is seen that the composite grain with a fraction of $f=0.1$ and 0.2 produce negative polarization but with $f=0.3$ of graphite inclusion, the negative polarization vanishes.

We have also calculated the scattered intensity for the spheroidal composite grains ($N=14440$) for 3 inclusion sizes, viz. $n = 6, 8$ and 12 , at a constant volume fraction of 20% . The scattered intensity does not show variation with the inclusion size (Figs. 6 a,c,e) . The polarization P for small grains , $X=0.3$ does not show any variation with the inclusion size. For the grains with $X = 1.5$, the angle of maximum polarization P_{\max} shifts from about 120° for $n = 6$ to 90° for $n = 12$, (Fig. 6 d). For large grains i.e. $X = 3.0$ these three curves show negative polarization for both these inclusion sizes viz. $n=6$ and 12 (Fig. 6f).

Figures 7a-f show 3-D plots of scattered intensity S_{11} and linear polarization P , for the composite grains with $N=14440$ and 152 and grain sizes $a_{\text{eq}} = 0.1 - 1.0\mu$ with $f=0.2$. It is seen that for the composite grains $N=14440$, S_{11} curves are fairly flat for all the grain sizes; however for the composite grains with $N=152$ and for the grain sizes $a_{\text{eq}} > 0.5\mu$, the S_{11} curves show backscattering, i.e. these curves show enhancement in the backward direction. The linear polarization P for the composite grains sizes $a_{\text{eq}} = 0.1 - 0.5\mu$ increases with the scattering angle, it becomes maximum around 90° and goes to zero at 180° . The curves for larger grain sizes (i.e. $a_{\text{eq}} > 0.5\mu$) show negative polarization at intermediate scattering angles before they fold-up to $P = 0$ at 180° (fig. 7(b) & (d)). It is to be noted here that the composite grains with $N=152$ are porous with porosity $p=80\%$ (p is defined in section 2). These results show that the composite grains with high porosity can produce backscattering, which is observed in cometary dust (Hage and Greenberg 1990b). Petrova *et al.* (2000) have on the other hand shown

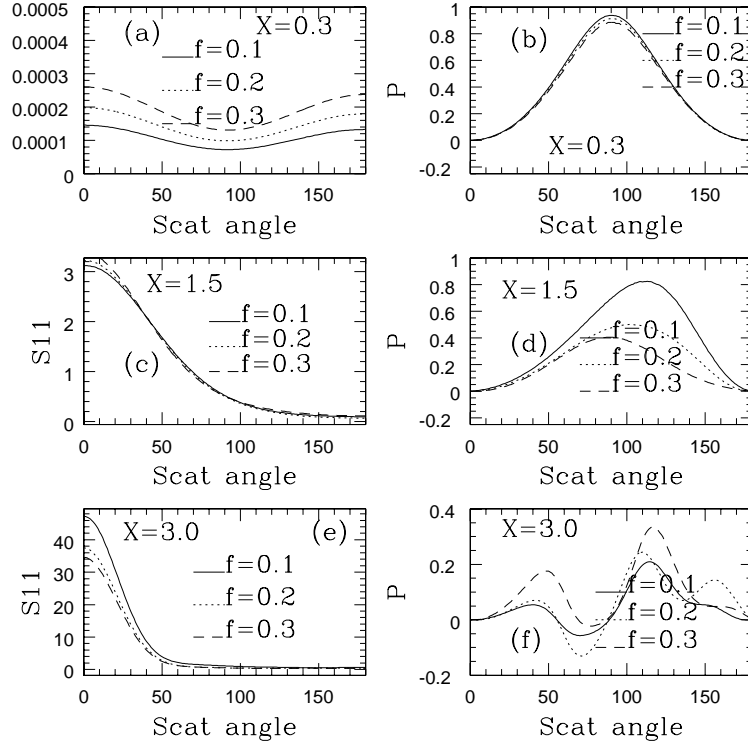


Figure 5. Scattered intensity (S11) and Polarization P for the Non-Spherical Composite grain ($N=14440$), with silicate as host sphere and graphite inclusions showing variations with various volume fractions.

that more compact particles display the negative polarization and the backscattered intensity better than as compared to porous particles.

In order to interpret the observed angular scattering and linear polarization in cometary dust, we have used a power law size distribution for the composite grains.

Figures 8(a-f) show the scattered intensity S11 and linear polarization P for the composite grains with $N=14440$, 1184 and 152 for a size distribution, $n(a)da \propto X^{-q}$, with the index $q = 3.5$ in the size parameter range of $X = 0.25-2.5$ (i.e. $a_{eq} = 0.1 - 1.0\mu$). It is seen from Figure 8 (a) & (b) that the spheroidal grains with $N=14440$ and 1184 and grain size distribution of $a_{eq} = 0.1 - 1.0\mu$ do not show back scattering. Figure 8(c) shows the scattered intensity for spheroidal composite grains with $N=152$, i.e. with 80% porosity which clearly shows the back scattering. Linear polarization curves for $N=14440$ and 1184 in Figures 8 (d) & (e) do not show maxima and they are fairly flat i.e. they are showing

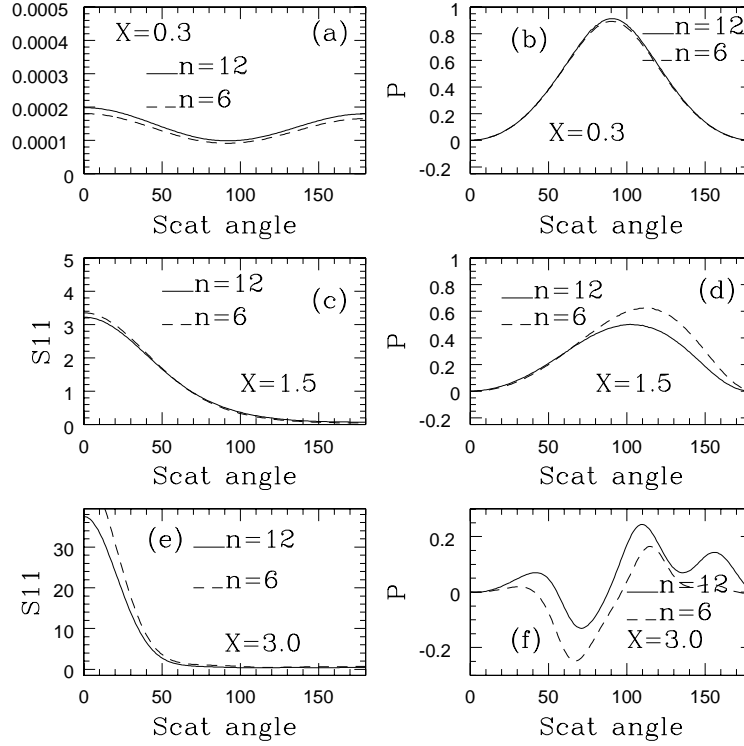


Figure 6. Scattered intensity (S11) and Polarization P for the Non-Spherical Composite grain ($N=14440$), with silicate as host sphere and graphite inclusions showing variations with various inclusion sizes for a fixed volume fraction of 20%.

almost constant degree of polarization over a wide range of scattering angles. However, the linear polarization curves for spheroidal grains with $N=152$ (Figure 8f) shows maximum degree of polarization at 90° .

Fig 9(a-f) show S11 and P for smaller grain size distribution i.e. $a_{eq} = 0.06 - 0.6\mu$. For this small size distribution also, the spheroidal composite grains with $N=14440$ and 1184 do not show back scattering (see Figure 9 (a) & (b)), whereas the spheroidal grain with $N=152$ (i.e. with $\sim 80\%$ porosity) does show the back scattering (Fig 9 c). Linear polarization curves for all the three grain models show a maxima at scattering of 90° (Fig 9 d,e and f).

Figures 10(a-d) show the linear polarization for the spheroidal composite grains with $N=14440$ and $N=25896$ for a distribution of grain sizes with three volume fractions. Figure 10 (a) shows polarization for spheroidal composite grains ($N=14440$) for three volume fractions with a power law size distribution, in the size parameter range of $X = 0.17$

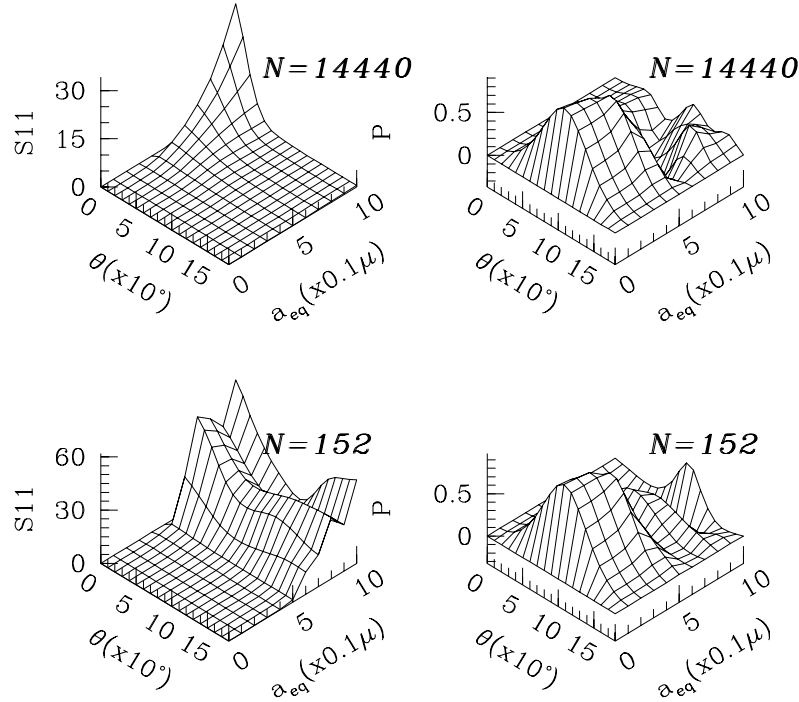


Figure 7. 3D plots of Scattering intensity S11 and Linear Polarization (P) for Composite Spheroidal Grains with silicate host spheroid and 20% graphite inclusions. The vertical axes are for S11 and degree of Linear Polarization P; the axes marked as θ denotes the Scattering angle ($\times 10$ degrees) in the range 0 to 180° and the third axis is for grain size $a_{\text{eq}} = 0.1 - 1.0\mu$.

- 1.7, i.e. $a_{\text{eq}} = 0.06 - 0.6\mu$. It is seen that for all three fractions linear polarization P increases with scattering angle, reaches maximum around 90° and fold-up to zero at 180° . It is also seen that P decreases with the volume fraction of the inclusions at the angle of maximum polarization for this size distribution. In Fig 10 (b), P increases with volume fraction f for the larger size distribution (i.e. $a_{\text{eq}} = 0.1 - 1.0\mu$). In Fig. 10 (c) and (d) we show linear polarization curves for the smaller and larger size distribution of spheroidal grains for $N=25896$.

These results on the spheroidal (Si+Gr) composite grain models with volume fraction of inclusions f between 0.1 and 0.3, at infrared wavelength of $2.2\mu\text{m}$ show maximum positive polarization of about 0.3 around 90° and becomes zero at 180° . These results seem to be consistent with the linear polarization observed in most of the cometary dust (see for example Kelley *et al.* 2004). However, it is to be noted these

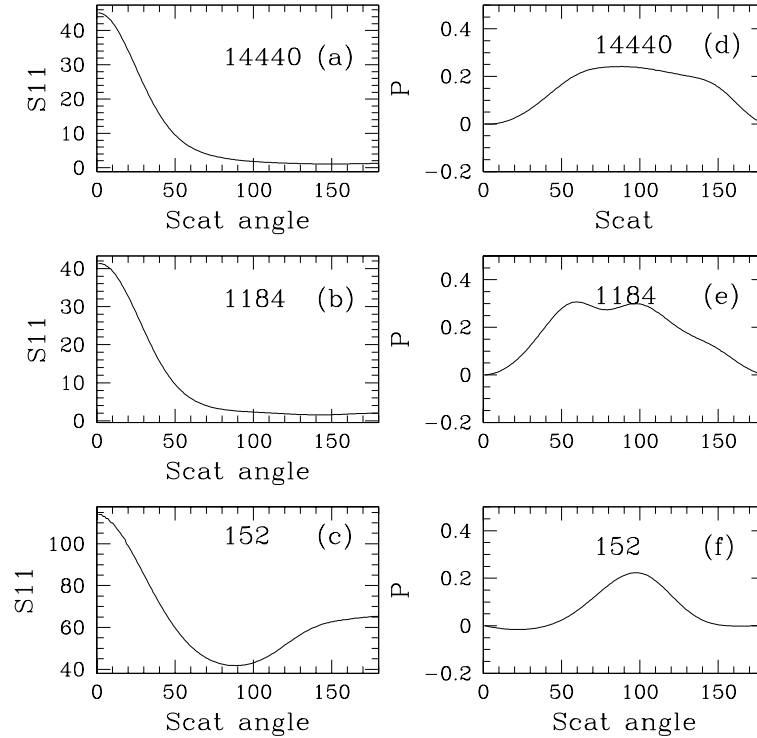


Figure 8. Scattered intensity S_{11} and linear Polarization P for the composite grain size distribution $X=0.28-2.8$ ($a_{\text{eq}} = 0.1 - 1.0\mu$), $f=0.2$.

composite grain models do not show negative branch of polarization at large scattering angles $\sim 140^\circ - 150^\circ$, observed in some comets.

Figure 11 shows linear polarization for composite grains with $N = 25896$, 14440 and 152 along with the observed polarization curves of Comet Halley at $2.2\mu\text{m}$ (Brooke *et al.* 1987 represented with filled squares) and for observed data of comets given by Kelley *et al.* (2004) represented with open squares. It should be noted that these models with a very specific size distribution of composite grains and volume fractions are not unique.

These results on the composite grains indicate that a very specific grain size distribution is required for a good fit to the observed scattering and polarization curves in comets. Recently Petrova *et al.* (2000) have also studied the scattering properties of aggregate silicates and they have also found that the shape of the polarization curve is very sensitive to the size and size distribution of the grains. Kerola and Larson (2001) have used T-matrix method to calculate the polarization

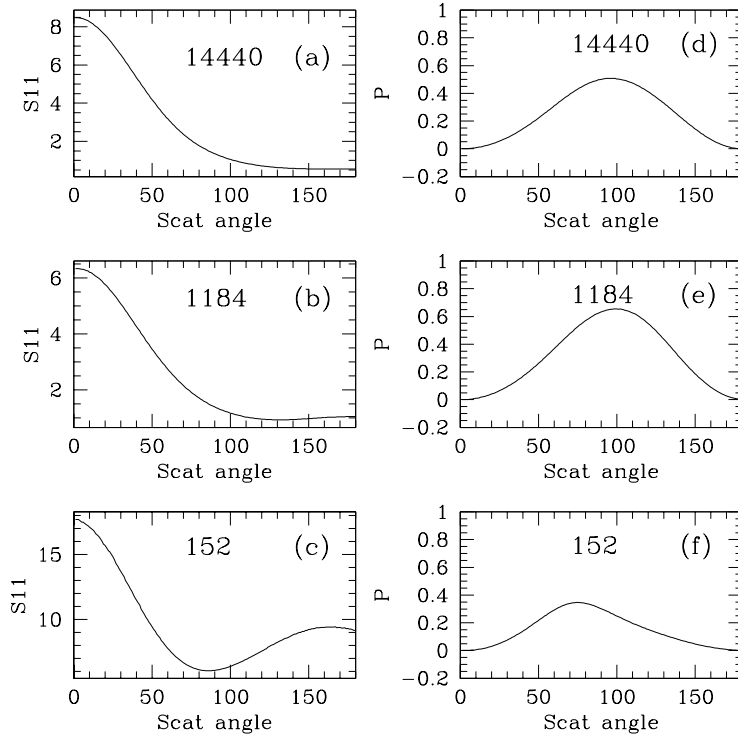


Figure 9. Scattered intensity S11 and linear Polarization P for the composite grain size distribution $X=0.17-1.7$ ($a_{\text{eq}} = 0.06 - 0.6\mu$), $f=0.2$.

upto the scattering angle 160° for prolate spheroidal crystalline olivine particles. Their results are compared well with the comets' measured polarization at the wavelengths 0.4845 and $0.684 \mu m$.

4. Summary & Conclusions

The scattering properties; i.e. the angular scattered intensity and the linear polarization for the composite grains with the silicate and graphite as the constituent materials are studied with various inclusion sizes and volume fractions. We have studied these properties for spherical and spheroidal composite grains. We have also compared the results on the composite grains obtained using DDA with those obtained using EMA. Our main conclusions are as follows:

1. For small ($X \sim 0.3$) spherical composite (Si+Gr) grains, the scattered intensity (S11) is found to be increasing with the volume fraction of the inclusions. For larger grains ($X \geq 1.5$), S11 is found to

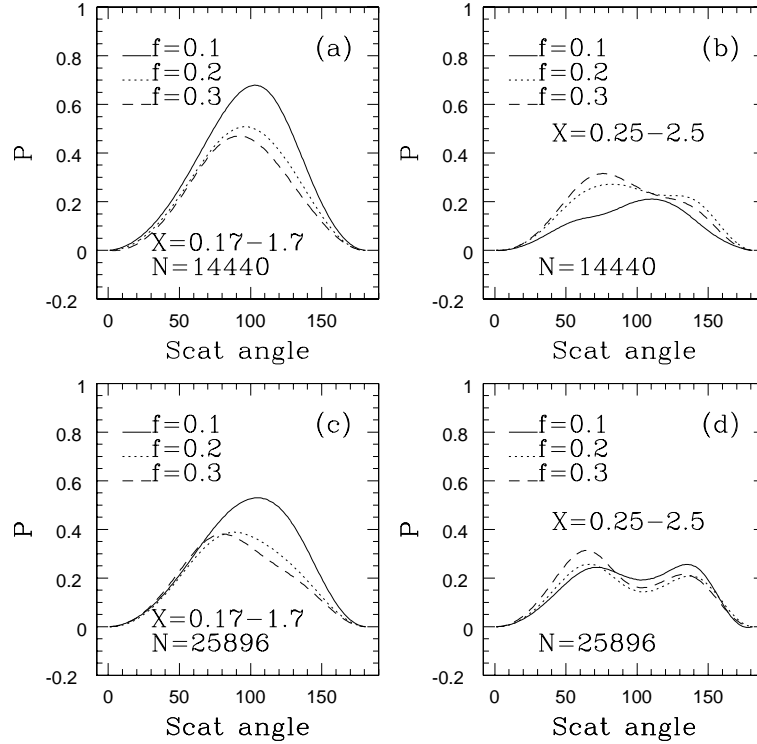


Figure 10. Linear Polarization P for spheroidal composite grains with size distributions $a_{\text{eq}} = 0.06 - 0.6\mu$ and $a_{\text{eq}} = 0.09 - 0.9\mu$.

be decreasing with the volume fraction of the inclusions. However, the back scattering or the scattering enhancement in the back direction is not seen for these spherical composite grains.

2. For small spherical grains ($X \sim 0.3$) the linear polarization does not seem to vary with the volume fraction of the inclusion. For sizes $X \geq 1.5$, P_{max} shifts with the volume fraction of the inclusions.

3. The EMA results for the composite grains (Si+Gr) deviate considerably from the DDA results.

4. Spheroidal composite grains with silicate as the host material and inclusions of graphite with volume fractions of $f=0.2$ and 0.3 show the maximum positive polarization of about 0.3 around 90° . The polarization curves we have obtained for the spheroidal composite grains with axial ratios $\sim 1.3-2.0$ in the size parameter range $X=0.17-1.7$, containing silicate as the host material with the inclusions of highly absorbing materials such as graphite, resembles the observed polarization curve in comets (Brooke *et al.* 1987; Kiselev and Velichko 1998; Kelly

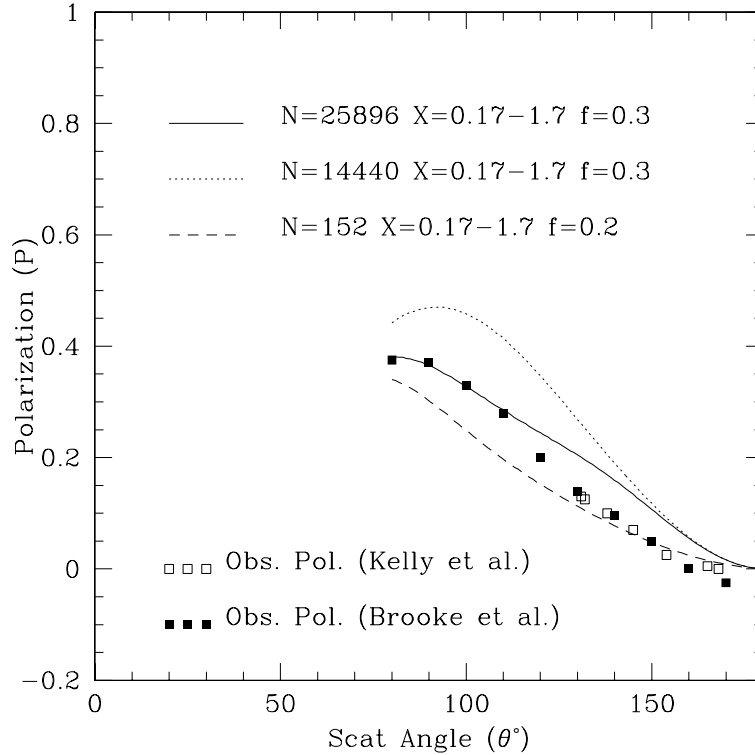


Figure 11. Linear Polarization P for composite grain models alongwith the observed Linear Polarization data for comets.

et al.(2004)). However, these composite grain models do not produce negative polarization at large scattering angles (i.e. $> 150^\circ$), observed in some comets in near infra-red (NIR) wavelength region. It is to be noted that the so called negative branch of polarization is not observed in all the comets at $2.2\mu m$ (see e.g. Kelly *et al.* 2004).

The composite grain models with very high porosity, about 80%, show back scattered enhancement observed in comets. Highly porous grains with about 90% porosity have also been suggested by Hage & Greenberg (1990b) to produce the observed backscattered intensity.

Our results on the composite grains with silicate as the host material and graphite inclusions show that a very specific volume fraction of inclusion and a very specific grain size distribution may be required to explain all the observed properties in cometary dust. Yanamandra & Hanner (1999) have suggested a broader grain size distribution to explain all the observed scattering properties in cometary dust. It would also be interesting to study the scattering properties of the composite

particles at few more wavelengths which would help to explain the polarization color effect, (i.e. higher polarization in red than in green) found in several comets (see e.g. Levasseur-Regourd *et al.* 1996). Laboratory scattering measurements on the composite grains at microwave wavelengths (e.g. Gustafson and Kolokolova 1999) would also help towards better interpretation of the observed scattering from cometary dust.

Acknowledgements

We thank Bruce Draine and Piotr Flatau for providing the DDSCAT code. DBV thanks IUCAA for continued support towards this research. This work on composite grains was initiated during DBV's visits to Dalhousie University, Halifax, Canada in years 1999 and 2000.

References

- Bazell and E. Dwek. 1990. The Effects of Compositional Inhomogeneities and Fractal Dimension on the Optical Properties of Astrophysical Dust *ApJ* **360**, 142.
- Bohren, C. F. and D.R. Huffman 1983. In *Absorption and Scattering of Light by Small Particles* pp. 217, John Wiley, New York.
- Bradley, J.P., H.J. Humecki and M.S. Germany 1992. Combined Infrared and Analytical Electron Microscope Studies of Interplanetary Dust Particles. *ApJ* **394**, 643.
- Brooke, T.Y, R.F. Knacke and R.R. Joyce 1987. The near-infrared polarization and color of comet P/Halley. *A & A* **187**, 621.
- Brownlee, D. 1978. Microparticle Studies by Sampling Techniques. In *Cosmic Dust* (J.A.M. McDonnell, Ed.) pp. 295, John Wiley, New York.
- Brownlee, D. 1987. Interstellar Grains in the Solar System. In *Interstellar Processes* (D.J. Hollenbach and H. Thompson, Eds.) pp. 513, Dordrecht Reidel, Heidelberg.
- Chylek, P., V. Srivastava, R.G. Pinnick and R.T. Wang 1988. Scattering of electromagnetic waves by composite spherical particles: Experiment and effective medium approximations. *Appl. Opt.* **27**, 2396.
- Chylek, P., G. Videen, D.J.W. Geldart, J. Dobbie and H.C. William 2000. Heterogeneous Particles and Effective Medium Approximations. In *Light Scattering by Nonspherical Particles* (M. Mishchenko, J.W. Hovenier and L.D. Travis, Eds.) pp. 274, Academic Press, New York.
- Dobbie, J.S. 1999. Radiative Characteristics of Aerosols and Clouds. PhD Thesis, Dalhousie University, Canada.
- Draine, B.T. 1985. Tabulated Optical Properties of Silicate and Graphite Grains. *Astrophysical J. Supp.* **57**, 587.
- Draine, B.T. 1988. Discrete Dipole Approximation and its Application to Interstellar Graphite Grains. *Astrophysical J.* **333**, 848.
- Draine B.T. and P.J. Flatau 1994. Discrete-dipole approximation for scattering calculations. *J. Opt. Soc. Am.* **11**, 1491.

- Draine B.T. and P.J. Flatau 1998. User notes on DDA code version 'ddscat5a9'.
- Draine, B.T. and J.J. Goodman 1993. Beyond Clausius-Mossotti: Wave Propagation on a Polarizable Point Lattice and Discrete Dipole Approximation. *Astrophysical J.* **405**, 685.
- Greenberg, J.M. 1980. Focusing in on Particle Shape in Light Scattering by Irregularly Shaped Particles. Ed. D. W. Schuerman, Plenum Press, New York.
- Gustafson, B.A.S. and L. Kolokolova 1999. A systematic study of light scattering by aggregate particles using the microwave analog technique: angular and wavelength dependence of intensity and polarization. *J Geophys. Res.* **104**,D24, 31711.
- Hage J.I. and J.M.Greenberg 1990a in Origin and Evolution of Interplanetary Dust, Eds. A.C. Levasseur-Regourd and H. Hasegawa, 261.
- Hage J.I. and J.M. Greenberg 1990b. A model for the Optical Properties of Porous Grains *ApJ* **361**, 251.
- Hanner, M.S. 2002. The Scattering Properties of Cometary Dust. In *Electromagnetic and Light Scattering by Non-Spherical particles* (B. Gustaffson, L. Kolokolova and G. Videen, Eds.) pp. 99.
- Harker D.E., Wooden, D.H., Woodward, C.E. and Lisse, C.M., 2002, Grain Properties of Comet C/1995 OI (Hale-Bopp), *ApJ* **580**, 579.
- Jessberger, E.K., A. Christofordis and K.J. Kissel 1988. Aspects of the major element composition of Halley's dust. *Nature* **332**, 691.
- Jessberger, E.K. 1999. Rocky Cometary Particulates: Their elemental isotropic and mineralogical ingredients. *Space Sci. Reviews* **90**, 91.
- Jockers K. 1997. Observations of Scattered Light from Cometary Dust and Their Interpretation, *Earth Moon and Planets* **79**, 221.
- Jones T.J. and R.D. Gehrz 2000. Infrared Imaging Polarimetry of Comet C/1995 O1 (Hale-Bopp), *Icarus* **143**, 338.
- Kelley M. S., C.E. Woodward and T.J. Jones 2004. Near-Infrared Polarimetry and Photometry of Recent Comets, *AJ* **127**, 2398.
- Kerola D. X. and S.M. Larson 2001. Analysis of Coma Dust Optical Properties in Comet C/1995 01 (Hale-Bopp), *Icarus* **149**, 351.
- Kissel, J. and 19 colleagues 1986. Composition of Comet Halley dust particles from Vega observations. *Nature* **321**, 280.
- Kiselev, N. N. and F.P. Velichko 1998. Polarimetry and photometry of comet c/1996 B2 Hyakutake. *Icarus* **133**, 286.
- Lamy P.L., E. Grun and J. M. Perrin (1987), Comet P/Halley: Implications of the mass distribution function for the photopolarimetric properties of the dust coma, *A & A*, **187**, 767.
- Levasseur-Regourd A.C., E. Hadamick and J.B. Renard 1996. Evidence of two Classes of Comets from their Polarimetric Properties at Large Phase Angles. *A & A* **313**, 327.
- Lumme, K., J. Rahola, J.W. Hovenier 1997. Light scattering by Dense Cluster of Spheres. *Icarus* **126**, 455.
- Perrin J.M. and P.L. Lamy (1990). On the validity of Effective Medium Theories in the case of Light Extinction by Inhomogeneous Dust Particles, *ApJ* **364**, 146.
- Perrin J.M. and J.P. Sivan (1990). Porosity and impurities within interstellar grains - Is the ultraviolet bump still explained by carbonaceous material? *A & A*, **228**, 238.

- Petrova, E.V, K. Jockers, N.N. Kiselev 2000. Light scattering by aggregates with sizes comparable to the wavelength: an application to cometary dust. *Icarus* **148**, 526.
- Purcell, E.M. and C.R. Pennypacker 1973. Scattering and Absorption of light by Nonspherical Dielectric Grains. *Astrophysical J.* **186**, 705.
- Vanysek V. and N.C. Wickramasinghe 1975. Formaldehyde Polymers in Comets , *Astrophys. & Space Science*, **33**, L19.
- Vaidya D.B. and J. N. Desai 1996. Scattering Properties of Cometary Grains, in *Physics, Chemistry and Dynamics of Interplanetary Dust*, Eds. B.A.S. Gustafson and M. S. Hanner, APS conf. series **104**, 433.
- Vaidya, D.B. and R. Gupta 1997, Extinction by porous silicate and graphite grains, *A&A* **328**, 634.
- Vaidya, D.B. and R. Gupta 1999, Interstellar Extinction by Porous Grains, *A&A* **348**, 594.
- Vaidya, D.B., R. Gupta, J.S. Dobbie and P. Chylek 2001. Interstellar Extinction by composite grains. *A&A* **375**, 584.
- Wolff M.J., G.C. Clayton, P.G. Martin and R.E. Sculte-Ladlback 1994. Modeling Composite and Fluffy Grains: The Effects of Porosity. *Astrophysical J.* **423**, 412.
- Wolff, M.J., G.C. Clayton and S.J. Gibson 1998. Modeling Composite and Fluffy Grains II: Porosity and Phase Functions. *Astrophysical J.* **503**, 815.
- Xing, Z. and M.S. Hanner 1997. Light Scattering by Aggregate Particles. *A&A* **324**, 805.
- Yanamandra-Fisher, P. and M.S. Hanner 1999. Optical Properties of nonspherical particles of size comparable to the wavelength of light: Application to Comet Dust. *Icarus* **138**, 107.

