

On the nature of Lithium-rich giant stars*

Constraints from Beryllium abundances

C. H. F. Melo¹, P. de Laverny², N. C. Santos^{3,4}, G. Israelian⁵, S. Randich⁶, J. D. do Nascimento Jr⁷ and J. R. De Medeiros⁷

¹ European Southern Observatory, Casilla 19001, Santiago 19, Chile

² Observatoire de la Côte d'Azur, Département Cassiopée, UMR 6202, BP 4229, 06304 Nice, France

³ Centro de Astronomia e Astrofísica da Universidade de Lisboa, Observatório Astronómico de Lisboa, Tapada da Ajuda, 1349-018 Lisboa, Portugal

⁴ Observatoire de Genève, 51 ch. des Maillettes, 1290 Sauverny, Switzerland

⁵ Instituto de Astrofísica de Canarias, 38205 La Laguna, Tenerife, Spain

⁶ INAF/Osservatorio Astrofisico di Arcetri, Largo E. Fermi 5, 50125 Firenze, Italy

⁷ Departamento de Física, Universidade Federal do Rio Grande do Norte, 59072-970 Natal, RN., Brazil

Received / Accepted

Abstract. We have derived beryllium abundances for 7 Li-rich giant ($A(Li) > 1.5$) stars and 10 other Li-normal giants, with the aim of investigating the origin of the Lithium in the Li-rich giants. In particular, we test the predictions of the engulfment scenario proposed by Siess & Livio (1999), where the engulfment of a brown dwarf or one or more giant planets would lead to a simultaneous enrichment of ${}^7\text{Li}$ and ${}^9\text{Be}$. We show that regardless their nature, none of the stars studied in this paper were found to have detectable beryllium. Using simple dilution arguments we show that the engulfment of an external object as the *sole* source of Li enrichment is ruled out by the Li and Be abundance data. The present results favor the idea that Li has been produced in the interior of the stars by a Cameron-Fowler process and brought up to the surface by an extra mixing mechanism.

Key words. stars: abundances stars: interiors – stars: late-type

1. Introduction

The discovery of lithium excesses in a few low-mass giants in recent years represents one of the most exciting puzzle for stellar astrophysics. Essentially such stars show lithium content significantly larger than the values predicted in the framework of standard stellar evolution, some of them possessing surface lithium content approaching the present interstellar medium value of $A(Li) \sim 3.0$ or even higher (de la Reza & da Silva 1995, Balachandran et al. 2000). Standard models predict that, after the first dredge-up and dilution due to the deepening of the convective zone, RGB stars should have a Li abundance 20-60 times below the initial value (e.g. Iben 1967). However, since low mass stars have partially destroyed their initial Li on the pre-main sequence and on the main sequence,

the observed Li abundances in RGB stars are indeed much lower.

In spite of an increasing number of studies with a variety of propositions (see review by de la Reza 2000 and references therein), the root-cause of these highly abnormal abundances of Li in low-mass red giant stars remains unknown, adding a new critical question for these undoubtedly very complex physical systems. Some explanations are related to internal processes, such as a fresh lithium synthesis (e.g. Sackmann & Boothroyd 1999), or a preservation of the initial lithium content (Fekel & Balachandran 1993), whereas other explanations are based on external processes as the contamination of the stellar external layers by debris of nova ejecta or the engulfment of brown dwarfs or planets by the giant star (Alexander 1967; Brown et al. 1989; Gratton & D'Antona 1989; Siess & Livio 1999).

Particularly interesting have been the explanations based on fresh lithium production or planet engulfment, although recent observational studies have not resulted in any fully satisfactory conclusion. Sackmann and Boothroyd (1999) have shown that, under certain con-

Send offprint requests to: C.H.F. Melo

* Based on observations collected with the VLT/UT2 Kueyen telescope (Paranal Observatory, ESO, Chile) using the UVES spectrograph (program ID 69.D-0718A)

Correspondence to: cmelo@eso.org

ditions, ${}^7\text{Li}$ can be created in low-mass red giants via the Cameron-Fowler mechanism, due to extra deep mixing and the associated cool bottom processing. Following these authors, this fresh material could account for the excess of lithium observed in the so-called lithium rich giants. If deep circulation is a long-lived, continuous process, these lithium-rich stars should be completely devoid of beryllium and boron, whereas if it occurs in short-lived episodes, beryllium and boron might be only partially destroyed.

On the other context, theoretical predictions by Siess and Livio (1999), assuming that a planet, brown dwarf or very low mass star is dissipated at the bottom of the convective envelope of the giant star, point to several observational signatures that accompany the engulfing phenomenon. Among such signatures, there is the ejection of a shell and a subsequent phase of IR emission, an increase in the light elements surface content (specially in the ${}^7\text{Li}$, but also ${}^6\text{Li}$, ${}^9\text{Be}$ and ${}^{11}\text{B}$), potential stellar metallicity enrichment, spin-up of the star because of the deposition of orbital angular momentum, the possible generation of magnetic fields, and the related X-ray activity caused by the development of shear at the base of the convective envelope.

Concerning the light element enhancement, Israelian et al. (2001, 2003) used high-resolution and high signal-to-noise observations to show that ${}^6\text{Li}$ is present in the atmosphere of the extra-solar planet star HD82943. The authors interpreted the presence of ${}^6\text{Li}$ as evidence for a planet (or planets) having been engulfed by the parent star. Observations of Be II lines in two lithium-rich giants, HD 9746 and HD 112127, with the IUE indicated that Be is not probably preserved in these stars (De Medeiros et al. 1997). Such a result seems to indicate that Be and consequently the primordial Li were depleted in these two Li-rich stars. This suggests that additional Li was produced in the stellar interior or added from an external source. Castilho et al. (1999) have measured Be abundances for two Li-rich giants, concluding that, in such stars, Be is very depleted in relation to the initial Be abundance value of population I stars. In the present work we extend the work done in Castilho et al. deriving Be abundances for all Li-rich giants visible from the southern hemisphere. Along with the Li abundances found in the literature, the newly derived Be abundances allow for a much stronger test of the engulfment scenario proposed by Siess & Livio (1999), since the Li enrichment resulting from an engulfment episode would also be accompanied by a detectable Be enrichment.

2. Sample and Observations

Approximately 1% of giant stars have anomalous high Li abundances compared to the values predicted by the standard models. Here we have selected 9 Li-rich stars which can be observed from the southern hemisphere along with another 10 Li-normal giants selected as comparison sample.

Observations of the Be II doublet at 3131Å for the two groups were carried out in service mode using the UVES spectrograph (Dekker et al. 2000) attached to VLT/UT2 Kueyen telescope at ESO, Chile. UVES was operated in the blue-arm which is equipped with a EEV 2048x4102 CCD. Using the cross-disperser #1, the blue-arm covers the spectral range from ~ 3020 to ~ 3880 Å. The spectral region around the Be II doublet is heavily crowded. Therefore, a spectral resolution R better than about 30000-40000 is mandatory (García López et al. 1995). In order to have a high signal-to-noise (around 100) and a high-resolution spectrum even during poor seeing conditions, the image slicer was inserted (Dekker et al. 2002). The obtained spectra have a resolution of around 70000 and a S/N ratios about 70-80 in the region of the Be II doublet for all but three stars which have a $S/N \sim 20 - 30$. Apparent visual magnitudes, $(B - V)$, parallaxes and $A(Li)$ taken from the literature along with the S/N ratios obtained are listed in Table 1 for both samples. The data collected was reduced using IRAF¹ (echelle package) to carry out the standard echelle spectrum reduction steps, namely, bias and background subtraction, flat-field correction, spectrum extraction and wavelength calibration. The wavelength calibration was done using as reference a ThAr lamp spectrum taken in the morning of the following day.

3. Be abundance calculations

3.1. Stellar parameters

For the program stars, effective temperatures have been estimated from $(B - V)$ photometry found in the Hipparcos catalog (Perryman et al. 1997) and the calibrations of Alonso et al. (1999) and Houdashelt et al. (2000). We also considered $(b - y)$ colors, when available, from Hauck & Mermilliod (1998) and the calibration of Alonso et al. (1999). In the color- T_{eff} calibrations, we assumed a solar-metallicity for all the stars. For comparison, temperatures were derived with the different methods/colors being in rather good agreement, implying that they should not be affected by too large systematic errors and that $[\text{Fe}/\text{H}]$ should not be significantly different from solar. Adopted effective temperatures are the ones computed using the $(B - V) - T_{\text{eff}}$ calibration of Alonso et al. (1999).

Parallax-based stellar gravities have been estimated using parallaxes and visual magnitudes taken from the Hipparcos catalog with the bolometric corrections being computed using the Flower (1996) $T_{\text{eff}} - BC$ calibration and effective temperatures computed as described above. Also, a $M_{v,\odot} = 4.83$ and a $BC_{\odot} = -0.12$ were adopted. Stellar masses were estimated by comparing the position of our sample stars in the color-magnitude diagram with

¹ IRAF is distributed by National Optical Astronomy Observatories, operated by the Association of Universities for Research in Astronomy, Inc., under contract with the National Science Foundation, U.S.A.

Table 1. Sample stars and Observation log.

HD	V	(B - V)	π (mas)	Night	S/N at Be
Li-rich giants:					
787	5.28	1.50	5.33	2002-07-30	70
19745	9.11	1.04	–	2002-07-30	30
30238	5.71	1.50	5.20	2002-09-10	80
39853	5.63	1.55	4.37	2002-09-09	30
95799	7.99	1.00	–	2002-05-21	70
176588	6.89	1.72	4.25	2002-06-01	80
183492	5.57	1.04	11.38	2002-06-02	80
217352	7.16	1.15	5.11	2002-07-31	50
219025	7.68	1.21	3.25	2002-07-29	30
Li-normal stars:					
360	5.99	1.03	9.79	2002-08-04	90
1522	3.56	1.21	11.26	2002-08-04	60
4128	2.04	1.02	34.04	2002-08-04	220
5437	5.35	1.51	6.24	2002-09-10	80
61772	4.98	1.54	4.82	2002-04-18	60
61935	3.94	1.02	22.61	2002-04-18	130
95272	4.08	1.08	18.71	2002-04-18	100
105707	3.02	1.33	10.75	2002-04-29	70
126271	6.19	1.21	8.97	2002-05-31	100
220321	3.96	1.08	20.14	2002-06-13	80

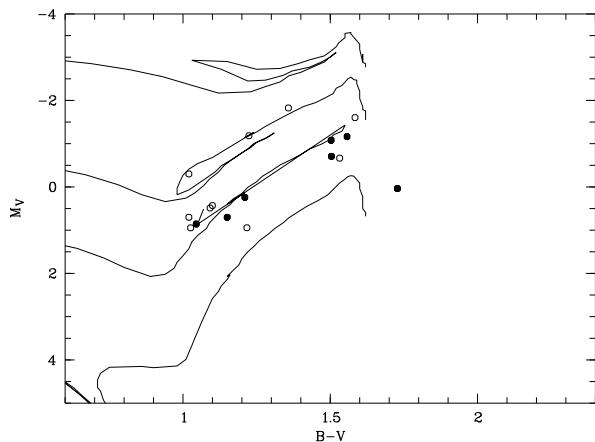


Fig. 1. Color-magnitude diagram of the observed sample. Li-normal and Li-rich giants are seen as heavy and light gray points, respectively. Overplotted are isochrones from Bertelli et al. (1994) for (from the bottom to top) $\log \text{age} = 10, 9, 8.6$ and 8 yrs corresponding to masses on the RGB of $1, 1.9\text{-}1.95$ and $4\text{-}5.3$ solar masses.

the evolutionary tracks from Bertelli et al. (1994) computed using solar metallicity as shown in Fig. 1. Surface gravities were computed using Eq. 3 of Nissen et al. (1997).

In the spectral analysis, we used these parallax-based gravities when the error on the parallax was smaller than 15%. For the remaining stars without a parallax or those whose mass could not be well determined (HD176588), we assumed a gravity typical for giant stars $\log g = 2.0$.

As for the metallicity, we considered mean values from the literature. We also assumed for all the stars a depth

independent microturbulence velocity of 2.0 km s^{-1} with an uncertainty of about 1.0 km s^{-1} . A macro-turbulent velocity value of 2.0 km s^{-1} was also taken for all stars. Changing this latter by $\pm 2 \text{ km s}^{-1}$ would not change any of the results presented below. Rotational velocities from De Medeiros & Mayor (1999) were considered and $V_{\text{ sini}} = 1 \text{ km s}^{-1}$ was used for the slower rotators.

The final values for the stellar masses, T_{eff} and $\log g$ are given in Table 2. We estimate that the accuracy of our derived T_{eff} and $\log g$ are respectively $\sim 100 \text{ K}$ and 0.3 dex and about 1 km.s^{-1} for the microturbulence.

3.2. LTE chemical analysis of the program stars

The chemical abundances were derived by fitting synthetic spectra to the observed profiles with the set of stellar parameters given in Table 2. LTE synthetic spectra were computed using a new version of the code MOOG written by C. Sneden (1973)² and model atmospheres were interpolated in a grid of Kurucz (1993) ATLAS9.

We used the linelist provided by Garcia Lopez et al. (1995) specially built for solar-type stars. In order to test it for cooler stars as those studied in this work, we calibrated this linelist with the spectrum of Arcturus, a K1 giant with no detectable Li or Be in its surface. We further assumed the stellar parameters and abundances derived by Peterson et al. (1993). The oscillator strength of some lines between 3130 and 3132 \AA were corrected in order to better fit the Arcturus spectrum assuming the abundances reported by Peterson et al. (1993). All the gf-values of the OH lines were decreased by 0.4 dex and we adopted

² <http://verdi.as.utexas.edu/moog.html>

Table 2. Atmospheric parameters and derived abundances for the program stars. Asterisks indicate guess values for the gravity or the metallicity. For stars with very large rotational velocities, we were unable to derive abundances of O, Mn and Tm.

<i>HD</i>	$T_{\text{eff}}(K)$	$\log g$	M/M_{\odot}	[Fe/H]	$V_{\text{ sini}}(\text{km s}^{-1})$	[O/H]	[Mn/H]	[Tm/H]	A(Be) [†]	A(Li)
Li-rich giants:										
787	3990	1.3	1.9	+0.00	1.9	+0.0	-0.4	-1.0	no detection	1.8 ^a
19745	4730	2.0(*)		+0.10	1.0	+0.6	+0.3	+0.5	no detection	4.1 ^b
30238	3990	1.4	1.9	+0.00	1.0	-0.2	+0.0	+0.0	no detection	0.8 ^c
39853	3920	1.1	1.6	-0.40	1.0	+0.0	+0.0	+0.0	no detection	2.8 ^d
95799	4800	2.0(*)		-0.11	1.0	+0.8	+0.8	+0.8	no detection	3.2 ^e
176588	3800	2.0(*)		+0.00	1.0	-0.2	-0.3	-0.4	no detection	1.1 ^c
183492	4720	2.6	2.0	+0.00	1.0	+0.6	+0.6	+1.1	no detection	2.0 ^a
217352	too large $V \sin i$									
219025	too large $V \sin i$									
Li-normal stars:										
360	4750	2.7	2.1	-0.20	1.0	+0.5	+0.2	+1.0	no detection	0.2 ^a
1522	4400	1.8	3.2	+0.20	1.0	-0.3	+0.0	+0.0	no detection	< 0.0 ^a
4128	4760	2.4	3.2	+0.15	1.0	-0.2	+0.0	+0.4	no detection	< 0.2 ^a
5437	3950	1.3	1.4	-0.20	1.0	+0.2	-0.2	+0.0	no detection	0.1 ^a
61772	3880	1.0	1.9	+0.10	1.0	-0.2	-0.4	-0.4	no detection	-0.5: ^a
61935	4760	2.7	2.4	+0.00	1.0	+0.2	+0.3	+1.0	no detection	0.2 ^a
95272	4620	2.4	2.1	+0.00	1.0	+0.4	+0.2	+0.9	no detection	< 0.0 ^a
105707	4190	1.4	3.2	+0.10	1.0	+0.2	+0.3	+0.0	no detection	0.8 ^a
126271	4410	2.3	1.4	+0.00	1.0	+0.1	+0.1	+0.6	no detection	< -0.4 ^a
220321	4630	2.4	2.1	-0.30	1.0	+0.6	+0.6	+1.0	no detection	< -0.2 ^a

^aBrown et al. (1989) ^bde la Reza & da Silva (1995) ^cCastilho et al. (2000) ^dGratton & D'Antona (1989) ^eLuck (1994)

[†] No detection is compatible with $A(\text{Be}) < -5$.

$gf = 6 \times 10^{-2}$ for CH 3130.648, $gf = 0.1$ for Cr I 3131.212 and $gf = 8.61 \times 10^{-3}$ for Co I 3131.825. For the calibration of the Zr I 3131.109 and Mn I 3131.037 lines, we first derived the abundances of Zr and Mn from the Arcturus atlas using line data from Feltzing & Gustafsson (1998). We found [Zr/Fe]=-1.0 and [Mn/Fe]=-0.17 and derived gf -values equal to 3.98×10^{-2} and 0.296, respectively. For some giant stars, it was also found that the Tm II 3131.255 may play an important role. But we were unable to derive the abundance of Tm in Arcturus. We therefore scaled the abundance of Tm with Fe (as done by Peterson et al., 1993) and checked that the gf -value of this line found in the original linelist leads to a good fit. Finally, it was found unnecessary to add any *ad hoc* Fe I lines as proposed by Castilho et al. (1999) at 3130.995 Å and Primas et al. (1997) at 3131.043 Å. The final spectral synthesis of Arcturus is shown in Fig. 2.

From the estimated stellar parameters, we first derived abundances of O, Mn and Tm using the OH lines, the Mn I line at 3131.037Å and Tm II line 3113.255Å. In a second iteration, the Be was then determined. They are reported in Table 2. When comparing observations with our synthetic spectra, it was sometimes found necessary to add a small amount of veiling (about 10%) to the synthetic spectra in order to improve the fits of the cores of the most saturated lines. We attribute this either to an incorrect background

subtraction³ or to less reliable models of atmospheres for cool giants leading to an imperfect treatment of the line cores. In Santos et al. (2002) this problem was not found for cool dwarfs, although we have not studied in this latter work any star with T_{eff} lower than 5200K. In any case, and since the Be abundances were estimated from the redder BeII line (not affected by saturated lines), a few tests have shown that this does not change any of the results presented here regarding the Be abundances.

Alternatively, this veiling could be related to the solar missing opacity problem (Balachandran & Bell, 1998). However, it is not clear if one can extrapolate this issue for the domain of cool giant stars. Also, it may be that this missing opacity is not needed even for the Sun (e.g., Allende Prieto & Lambert 2000).

We have tested the sensitivity of our derived Be abundances to changes in surface gravity (± 0.5 dex), effective temperature (± 150 K) and macro-turbulence ($\pm 2 \text{ km s}^{-1}$). The results show that for such a low Be levels, no changes are found. In all cases, the final abundances are always compatible with no detection of Be. Other possible sources of errors in the derived Be abundances are well discussed

³ Since we used the image slicer, the flux-per-pixel is quite low in our spectra, and this may complicate the background light subtraction procedure.

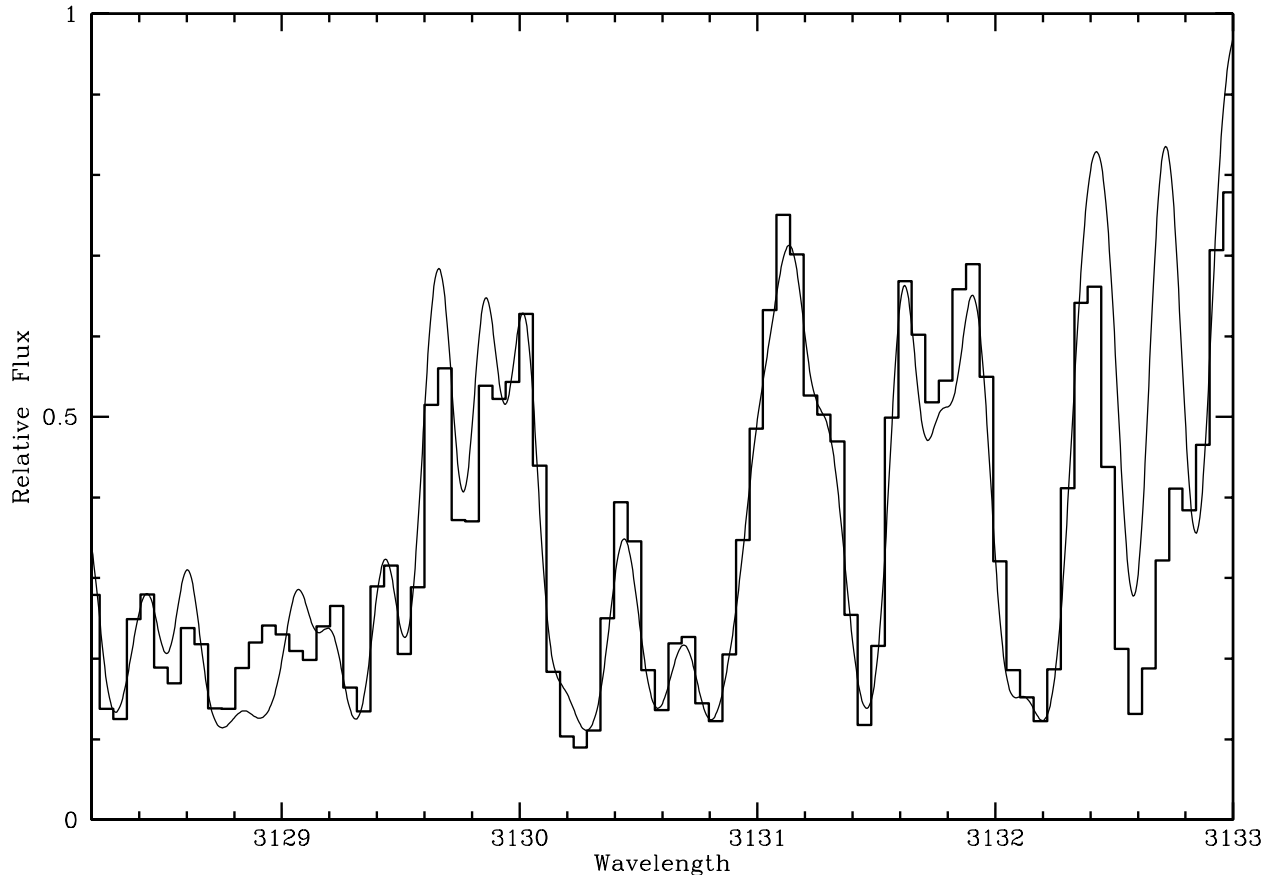


Fig. 2. Spectrum of Arcturus and its synthesis used in the calibration of the linelist provided by Garcia Lopez et al. (1995) specially for cooler-stars. The oscillator strength of some lines between 3130 and 3132 Å were corrected in order to better fit the Arcturus spectrum assuming the abundances reported by Peterson et al. (1993)

in García López (1995) and Santos et al. (2004b). We refer to these works for further details.

4. Results and discussion

4.1. Be is fully depleted

The main results from the present observations are reported in Table 2, where in addition to the beryllium abundances $A(Be)$, $[O/H]$, $[Mn/H]$ and $[Tm/H]$ are also presented for the Li-rich giants and the Li-normal giants.

A first important and striking result concerns the very low values of $A(Be)$. Beryllium is essentially absent in the atmosphere of all stars presented in Table 2, regardless their normal or lithium-rich behavior. In Fig. 3 we show the spectral synthesis for two Li-rich and for two Li-normal giants. Given the quality of the spectral syntheses seen in Fig. 3 we can promptly see that our linelist fits well the entire region around the Be II which excludes a poor spectral synthesis as an explanation for the low values of $A(Be)$.

The fact that no Be was found in the Li-rich stars is intriguing. According to classical stellar evolution models, Li and Be depletions are not expected to take place during the main-sequence, since the survival zones for both elements are deeper than the depth of the convective zones of F-G dwarfs (e.g., review by Deliyannis et al. 2000). During the post-main-sequence evolution, as the convective zone deepens, the stellar material "rich" in light elements (Li, Be and B) is mixed with material with no such elements, so the surface content is decreased by dilution. Boesgaard et al. (1977) compared both Li and Be abundances of four giants in the Hyades to the abundance values measured among the dwarfs in same cluster. They found that the giants are deficient in Li by a factor of 110 whereas Be is depleted by a factor between 20-70 as compared to the dwarfs in cluster.

Although the standard models can provide some insight into the light element depletion inside the stars, it is a known fact that they are not able to explain most of the observed behaviors of Li and Be (e.g. Stephens et al. 1997). This fact leads to the exploration of alternative depletion

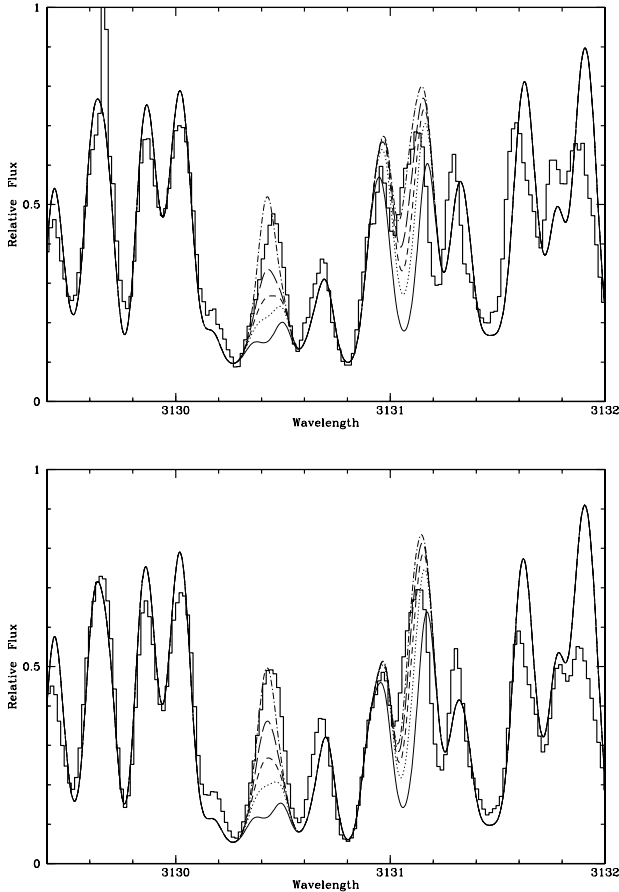


Fig. 3. Example of spectral syntheses (continuous lines) and observed spectra (histogram) in the Be II line region for 2 Li-rich stars HD19745 and HD95799. In all panels, the upper to lower syntheses corresponds to $A(Be)$ of 0.0, -1.0, -1.5, -2.0 and -5.0

mechanisms acting already on the main-sequence. For instance, simultaneous Li and Be depletion is foreseen in models with diffusion for stars cooler than about 6600 K whereas models based on mass loss predict a flat Be versus Li distribution. In models with slow mixing, Li depletion should be more efficient than Be, but a correlation between Be and Li is predicted (see review by Delyannis et al. 2000 and references therein).

Recent observational work devoted to the measurement of Li and Be abundances for main-sequence dwarfs have shown that *both* elements are indeed depleted during the main-sequence (Stephens et al. 1997; Santos et al. 2002, 2004a). In particular, Santos et al. (2002, 2004a) have shown that Be abundances (and depletion rates) seem to be a function of the effective temperature with a maximum close to the meteoritic value ($A(Be) = 1.42$, Anders & Grevesse 1989) near $T_{eff} \sim 6100\text{K}$, decreasing both towards higher temperatures (Be-gap for F stars), and lower temperatures. A similar trend is also observed for the Li abundances. Although Li and Be depletion rates

does not necessarily happen at the same rate (Santos et al. 2002, 2004a, although see Boesgaard et al. 2001 for a counter example of correlated Li and Be depletion), the fact that i) both elements are depleted already on the main-sequence and that, as a general rule, ii) Li depletion takes place *much faster* than Be seem to be undeniable.

For stars on the blue side of the Li gap (i.e., $T_{eff} \gtrsim 7000\text{K}$ or $M \gtrsim M_{\odot}$) no much information on the light element abundances is available. In a series of papers Burkhart & Coupry (1997, 1998, 2000) measured Li abundances of normal A- and Am-stars (slowly rotating magnetic A stars) in different open clusters. They show that, for each studied cluster, the Li abundances of the normal A stars set the maximum value for the cluster. Normal A stars are not believed to deplete Li either during the pre-main sequence or during the main-sequence phase, in addition, being fast rotators they are supposed to be less affected by any depletion caused by settling or separation process. Therefore, giant stars in this mass regime had probably not experienced Li depletion during their PMS and MS phase. In conclusion, the complete absence of Be in the atmospheres of Li-rich giants in our sample cannot be ascribed to their MS depletion histories, due to the facts that i) a combined depletion of both elements is expected to occur and that ii) Li is destroyed faster than Be. For more massive stars at the blue side of the Li gap, no substantial depletion is expected.

4.2. The origin of the Li in the Li-rich giants

The possible origin of the Li in the Li-rich giants has been largely discussed in the literature for many years now (see e.g. Charbonnel & Balachandran 2000, de la Reza 2000 and reference therein). So far, none of the proposed scenarios have been found to explain the the existence of the Li-rich giants. Nonetheless, the internal mixing and convective scenarios seem appealing giving our results for the Be abundances. These scenarios are based in the Cameron & Fowler (1971) process in which ${}^7\text{Be}$ is produced in the hot internal layers corresponding to the H-burning zone through the reaction ${}^3\text{He}(\alpha, \gamma){}^7\text{Be}$. For giants with masses between $3-6M_{\odot}$, this region (i.e., the H-burning zone) is close to the the internal base of convective zone, therefore ${}^7\text{Be}$ produced by the reaction above is promptly transported to the outer layers where it is finally transformed into ${}^7\text{Li}$ by the reaction ${}^7\text{Be}(e^-, \nu){}^7\text{Li}$. This mechanism is known as the Hot Bottom Burning proposed by Sackmann & Boothroyd (1992). For less massive giants $< 2.5M_{\odot}$ the internal base of the convective zone does not reach the H-burning zone, thus the ${}^3\text{He}$ from the envelope cannot be converted into Be. In order to solve this problem, Sackmann & Boothroyd (1999) proposed the Cool Bottom Processing model, in which an *ad-hoc* two-stream conveyor-belt is responsible for circulating the ${}^3\text{He}$ -rich envelope of the red giant to the H-burning zone producing fresh ${}^7\text{Be}$ which is transported to the external layers and transformed into ${}^7\text{Li}$ again by the reaction ${}^7\text{Be}(e^-, \nu){}^7\text{Li}$.

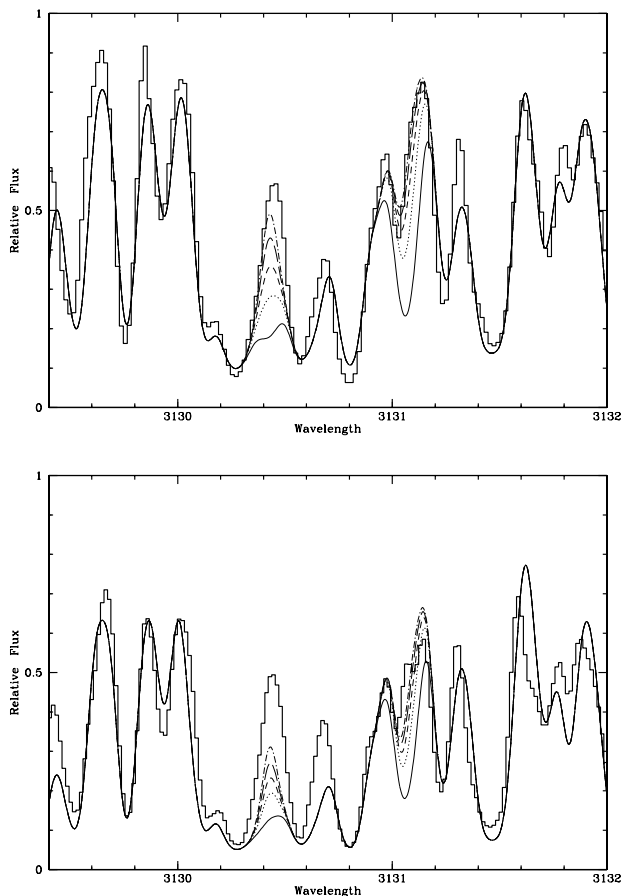


Fig. 4. Same as Fig.3 for the 2 Li-normal stars HD360 and HD126217.

On the one hand, the CBP model described above seem to qualitatively explain our results. According to Sackmann & Boothroyd (1999), if the deep mixing is continuous and long-lived then the star must show a Li enrichment due to fresh Li brought to the surface and be *completely* devoid of beryllium and boron. Charbonnel & Balachandran (2000) on the other hand argue that, if such a long-lived mixing episode occurs this must be reflected in the values of $^{12}\text{C}/^{13}\text{C}$ which should continuously decrease along the RGB reaching values much lower than the standard values resulting from the first dredge-up, which is not observed.

In summary, the complete absence of Be in the atmosphere of the Li-rich giants suggests that it is very unlikely (from the physical point of view) that the Li that we see is that preserved from the main-sequence phase. Our results strongly favor the BCP mechanism proposed by Sackmann & Boothroyd (1999) as the source of Li enrichment. However, as pointed out by Charbonnel & Balachandran (2000), this scenario still presents some caveats. A similar conclusion was drawn by Castilho et al. (1999), who derived $A(\text{Be})$ for three giants, two Li-rich (HD787 and HD148650) and another Li-normal (HD220321). They found that these stars had depleted more the 90% of their

Be (assuming an initial $A(\text{Be}) = 1.42$) regardless of their Li-rich or Li-normal nature. All of the three giants studied by Castilho et al. (1999) have been re-observed in this work. Although the qualitative results are the same, the absolute values of abundances are different, as while Castilho et al. still find some Be in the atmosphere of these 3 stars, we found no trace of such element. A possible explanation might come from the difference in resolution and sensitivity of the spectra collected with CASPEC and those taken to UVES, which has roughly 2 times more resolving power and a S/N twice as good. Another more plausible explanation is a difference in the linelists. Castilho et al. added an *ad-hoc* Fe I at 3130.995Å in order to fit the Be region of two dwarfs, α Cen A and α Cen B used as reference stars. In our case, we found it more appropriate to calibrate our oscillator strength using Arcturus as a reference star. As discussed in Sec. 3.2, this procedure lead to a good fit without any need to include extra iron lines.

4.3. Engulfment episode?

The observational fact that most of the Li-rich giants are associated with IRAS sources led to de la Reza et al. (1996) and de la Reza et al. (1997) to propose a scenario linking the Li excess to the infrared properties. They suggest that the Li enrichment produced by an internal Li production mechanism based on the Cameron-Fowler mechanism will also trigger the formation of a circumstellar shell. The mass loss suddenly stops and the CS detaches making the star move in the IRAS color-color diagram from zone I to II, II to III and finally back to I again in which they call *the Li-cycle*. (see e.g., Figure 1 of de la Reza et al. 1997). In parallel to the expansion of the circumstellar shell, fresh Li is destroyed by the very same mechanism which has created it, namely, the deep mixing. Thus the actual location of the star in the IRAS color-color diagram depends both on the difference between the time-scale of the expansion of the circumstellar shell and the time-scale for Li depletion. In spite of being attractive, this scenario does not explain how the deep mixing and the mass loss phenomena are connected. Also, precise predictions for the photospheric abundance pattern (^7Li , ^9Be , $^{12}\text{C}/^{13}\text{C}$, for instance) as a function of time are not given.

Siess & Livio (1999) studied in detail the implications of the engulfment of a giant planet or a brown dwarf by a giant stars. They show that such an event will be accompanied by several observational signatures such as production and posterior detachment of circumstellar shell, light element enrichment, spin-up and X-ray activity enhancement. Concerning the circumstellar shell and its detachment, it occurs as consequence of the thermal pulse caused by the accreted material (i.e., engulfed object). Their calculations show that the higher the accretion rate, the larger is the increase in the mass-loss rate and the more evolved the star, the easier it is to remove material

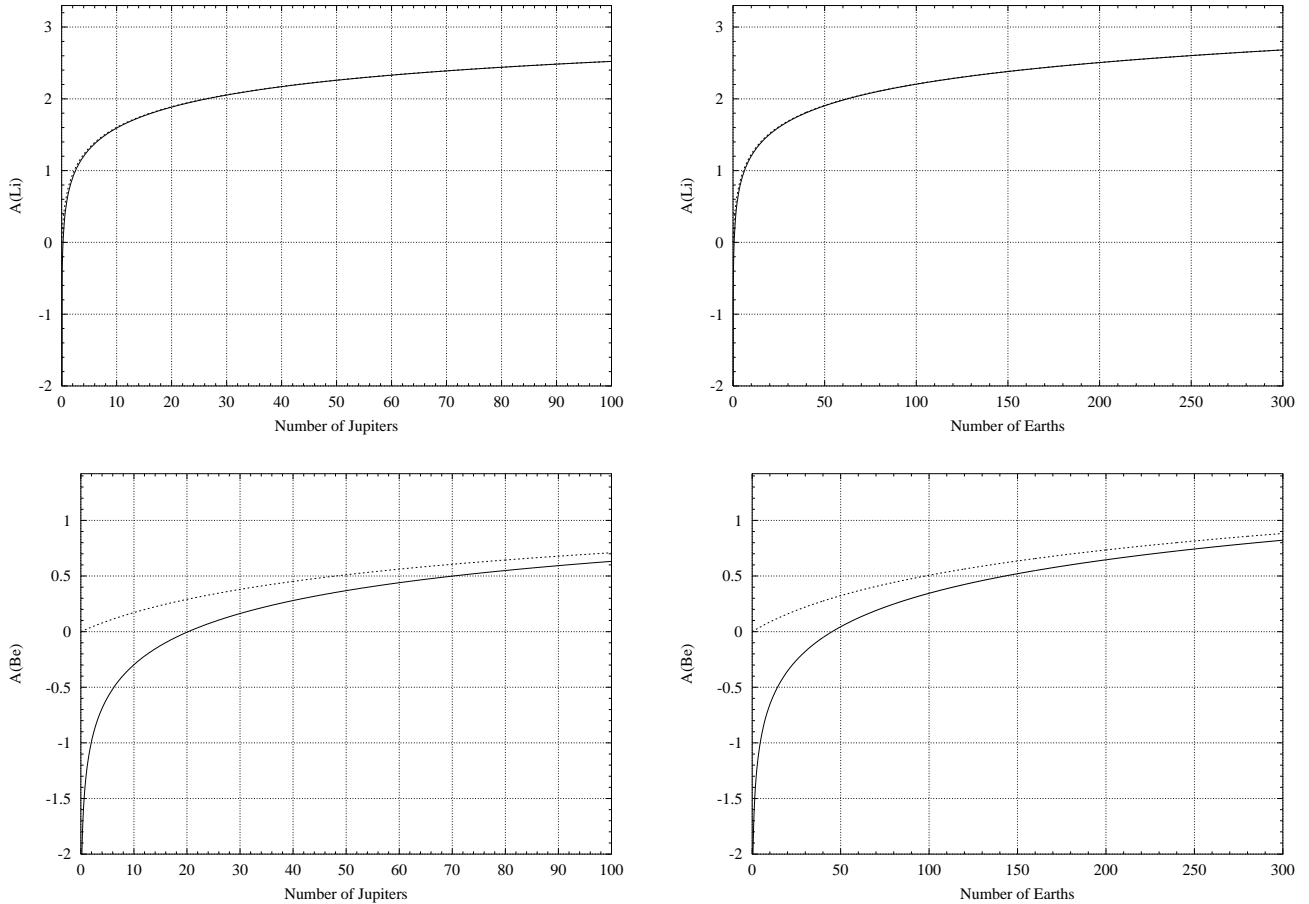


Fig. 5. Li and Be abundances curves as a function of the mass and nature of the accreted material. *Left* Top panel shows Li enrichment for two initial abundances $A(Li) = -10$ (solid line) and $A(Li) = 0.0$ (dotted line) as a function of the number of Jupiters engulfed. In the bottom panel similar curves are shown for the Be enrichment. *Right.* Li and Be enrichment curves for chondritic-like engulfed material given in Earth mass. In all cases, a convective zone of $0.5M_{\odot}$ has been assumed. See text for more details.

from its surface due to a lower surface gravity. Thus the Li-cycle as proposed to de la Reza et al. (1996, 1997) is naturally explained as the consequence of the engulfment phenomena.

Another important observational signature of an engulfment episode is the light element enrichment mainly of ${}^7\text{Li}$ and ${}^9\text{Be}$. Siess & Livio (1999) acknowledges already the fact in order to explain Li abundances as high as $A(Li) \sim 2.5$ based on their engulfment scenario either i) the amount of mass accreted was unlikely high (i.e., several planets) or ii) the Li content of a brown dwarf is extremely high (Li mass fraction would be typically 10 times higher in the brown dwarf than in the stellar envelope). In order to overcome this problem, they claim that accreted material will also trigger the cool bottom burning discussed above which will help to increase the Li content.

In light of the total absence of Be in these stars (c.f. Sec. 4.1), can the hypothesis of a Li enrichment due to accretion of an external Li-rich material be ruled out? In Figure 5 we show the final abundances of Li and Be expected for a giant star with a convective zone of $0.5M_{\odot}$

and for two initial Li and Be abundances as a function of the accreted mass. The accreted material is either of Jupiter- (left) or chondritic-like material. In the case of a Jupiter-like material, meteoritic abundances for Li and Be have been assumed (Anders & Grevesse 1989) whereas for the chondritic-like material Li- and Be-to-iron ratios have been assumed to be meteoritic (Anders & Grevesse 1989) and the mass fraction of iron to be 19%.

Looking at Figure 5, we see that in order to match the Li abundance of a very Li-rich giant ($A(Li) \sim 2.5$), an ordinary post-diluted giant has to accrete ~ 100 Jupiters, i.e., $0.1M_{\odot}$, regardless the initial Li abundances ($A(Li) = -10$ $A(Li) = 0.0$). As far as the Be is concerned, for an accreted mass of $0.1M_{\odot}$, the final $A(Be)$ is expected to be 0.6-0.7 depending on the initial Be content. For an accreted mass of 10 Jupiters, the Li and Be abundances are expected to be 1.5 and -0.3 , respectively. Now, if the composition of the accreted material is chondritic-like, then we would need about 40 Earth-masses of chondritic-like material in order to enrich the envelope of giant star to the level of $A(Li) \sim 2.0$ which would bring the $A(Be)$ to about 0.0.

It is interesting to note however that if close-in giant planets are super-metallic (e.g. due to hydrogen evaporation - Vidal-Madjar et al. 2003), then a lower, and eventually reasonable number of accreted Jupiter-like planets would be needed for the star to achieve a high Li-abundance.

In Figure 3 we show the spectra obtained for four of the program stars overplotted with the spectral synthesis for different Be abundances, namely, $A(Be) = 0.0, -1.0, -1.5, -2.0, -5.0$ (no Be). We see that a $A(Be)$ abundance of ~ 0.0 (corresponding to a $A(Li) = 1.5$ and an accreted mass of 10 Jupiters) would be easily detected in our observations according to Figure 3 ($A(Be) \sim 0$ corresponds to $A(Be) \sim -1.2$). Thus, our newly derived $A(Be)$ show that it is unlikely that the Li-rich giants were enriched via engulfment episodes. Moreover, the absence of Be suggest that a Cameron-Fowler mechanism is behind the Li enrichment in these stars. However the IR excess observed for a few Li-rich and Li-normal stars still remained to be fully explained.

The typical radius of a solar mass red giant is of about $70R_{\odot}$ or ~ 0.3 AU which corresponds to roughly the size of the orbit of Mercury, i.e., to an orbital period of about 60-100 days. Given the orbital period distribution of the known extrasolar planets, we see that ~ 30 per cent of the known extra-solar planets are going to suffer the inexorable fate of being engulfed by their own sun when it reaches the red giant branch. Therefore *engulfment does occur*. Our results rather than rule out the engulfment phenomenon itself, it only says that, given the ${}^7\text{Li}$ and ${}^9\text{Be}$ abundances shown here, engulfment as the main source of Li enrichment is ruled out.

Finally, through out the paper we have argued that it is very likely that the Cameron-Fowler mechanism is responsible for the Li enrichment observed in some giant stars. However what triggers the Cameron-Fowler mechanism is not clear. Also, why is it ignited in some stars and not in others? These are important open questions which are beyond the scope of this paper.

5. Conclusions

In this paper we have analyzed the Be abundances for a sample of Li-rich giant stars with the aim of testing the engulfment hypothesis suggested by Siess & Livio (1999). The main results obtained can be outlined as follows:

- **No Be was found in any of the observed stars, regardless their nature Li-rich or Li-normal.** The absence of Be is real and it is not an artifact of the spectral syntheses as shown by the good fit achieved for Arcturus (Fig. 2) and for the Li-rich and Li-normal giants (Fig. 3).
- **The Cameron-Fowler mechanism is favored.** The presence of Li and the absence of Be strongly suggests that the Li enrichment is probably result of dredge-up of fresh Li produced in the interior of these stars by the extra-mixing mechanism proposed by Sackmann & Boothroyd (1999). However, the fact that the model

fails to predict ${}^{12}\text{C}/{}^{13}\text{C}$ observed indicates that it still requires improvement.

- **Engulfment cannot explain the presence of Li and absence of Be.** Using simple dilution arguments, we show that the accreted mass necessary to produce the Li-rich enrichment observed in the Li-rich giants would also produce a Be enrichment detectable by our observations. Thus our newly derived Be abundances rule out engulfment as the *sole* source of the Li observed in the Li-rich giants.

Acknowledgements. We would like to warmly thank the Paranal Observatory staff, specially the UT2/Kueyen service mode observers, for carrying out these observations in an efficient and competent way. Support from Fundação para a Ciência e Tecnologia (Portugal) to N.C.S. in the form of a scholarship is gratefully acknowledged. J.D.N.Jr. acknowledges the CNPq grant PROFIX 540461/01-6. J.R.DM has been supported by continuous grants from the CNPq Brazilian Agency. We are grateful to Dr. Guillermo Gonzalez who has kindly provided the Arcturus spectrum used in this work. Finally, we thank the anonymous referee whose comments helped to improved the paper.

References

- Allende Prieto, & C., Lambert, D. L. 2000, AJ, 119, 2445
 Alexander J. B. 1967, The Observatory, 87, 238
 Alonso, A., Arribas, S., & Martínez-Roger, C. 1999, A&AS, 140, 261
 Anders E., & Grevesse N. 1989, Geochim. Cosmochim. Acta, 53, 197
 Balachandran, S. C., Bell, R. A. 1998, Nature, 392, 791
 Balachandran, S. C., Henry, G., Fekel, F., C., & Uitebroek, H. 2000, ApJ, 542, 978
 Bertelli, G., Bressan, A., Chiosi, C., Fagotto, F., Nasi, E. 1994, A&AS, 106, 275
 Boesgaard, A. M., Deliyannis, C. P., King, J. R., & Stephens, A. 2001, ApJ, 553, 754
 Boesgaard, A. M., Heacox, W. D., & Conti, P. S. 1977, ApJ, 214, 124
 Brown J. A., Sneden C., Lambert D. L., & Dutchover E. J. 1989, ApJS, 71, 293
 Burkhart C., Coupry M. F. 1997, A&A, 318, 870
 Burkhart C., Coupry M. F. 2000, A&A, 338, 1073
 Burkhart C., Coupry M. F. 2000, A&A, 354, 216
 Cameron A. G. W., & Fowler W. A. 1971, ApJ, 164, 111
 Castilho B. V., Spite F., Barbuy B., Spite M., de Medeiros J. R., Gregorio-Hetem J. 1999, A&A, 345, 249
 Castilho, B. V., Gregorio-Hetem, J., Spite, F., Barbuy, B., Spite, M. 2000, A&A, 364, 674
 Charbonnel C., & Balachandran S. C. 2000, A&A, 359, 563
 Chmielewski, Y., Müller, E. A., & Brault, J. W. 1975, A&A, 42, 37
 de la Reza, R. & da Silva, L. 1995, ApJ, 439, 917
 Dekker H., D'Odorico S., Kaufer A., Delabre B., & Kotzlowski H. 2000, proc. SPIE, 4008, 534
 Dekker, H., Nissen, P. E., Kaufer, A., Primas, F., D'Odorico, S., & Hanuschik, R. 2002, Proceedings SPIE 4842, 28
 de La Reza R. 2000, IAU Symposium, 198, 310
 de La Reza R., Drake N. A., & da Silva L. 1996, ApJL, 456, L115

- de La Reza R., Drake N. A., da Silva L., Torres C. A. O., & Martin E. L. 1997, *ApJL*, 482, L77
- de Laverny P., do Nascimento J.D. Jr., Lèbre A., & de Medeiros J.R., 2003, *A&A* 410, 937
- De Medeiros J. R., Lebre A., de Garcia Maia M. R., & Monier R. 1997, *A&A*, 321, L37
- De Medeiros, J. R., & Mayor, M., 1999, *A&AS*, 139, 433
- Deliyannis C. P., Pinsonneault M. H., & Charbonnel C. 2000, *IAU Symposium*, 198, 61
- Fekel F. C., & Balachandran S. 1993, *ApJ*, 403, 708
- Feltzing, S., Gustafsson, B., 1998, *A&AS*, 129, 237
- Flower, P. J., 1996, *ApJ*, 469, 355
- García López, R.J., Severino, G., & Gomez, M.T., 1995, *A&A*, 297, 787
- Gratton R. G., & D'Antona F. 1989, *A&A*, 215, 66
- Hauck, B., & Mermilliod, J.-C., 1998, *A&AS*, 129, 431
- Houdashelt, M. L., Bell, R. A., & Sweigart, A. V., 2000, *AJ*, 119, 1448
- Iben, I., Jr., 1967, *ApJ*, 424, 1005
- Israelian, G., Santos, N. C., Mayor, M., & Rebolo, R. 2001, *Nature*, 411, 163
- Israelian, G., Santos, N. C., Mayor, M., & Rebolo, R. 2003, *A&A*, 405, 753
- Jasniewicz G., Parthasarathy M., de Laverny P., & Thévenin F., 1999, *A&A* 342, 831
- Kurucz, R. L., 1883, CD-ROMs, ATLAS9 Stellar Atmospheres Programs and 2 km s⁻¹ Grid (Cambridge: Smithsonian Astrophys. Obs.)
- Luck, R. E., 1994, *ApJS*, 91, 309
- Nissen, P.E., Hoeg, E., Schuster, W.J., 1997, in: *Proceedings of the ESA Symposium "Hipparcos - Venice 97"*, ESA SP-402
- Perryman, M. A. C., et al. 1997, *A&A* 323, 49
- Peterson, R. C., Dalle Ore, C. M., Kurucz, R. L., 1973, *ApJ*, 404, 333
- Pinsonneault, M. H., Kawaler, S. D., & Demarque, P. 1990, *ApJS*, 74, 501
- Primas, F., Duncan, D. K., Pinsonneault, M. H., Deliyannis, C. P., & Thorburn, J. A., 1997, *ApJ*, 480, 784
- Sackmann I.-J., & Boothroyd A. I. 1992, *ApJL*, 392, L71
- Sackmann I.-J., & Boothroyd A. I. 1999, *ApJ*, 510, 217
- Santos N. C., García López R. J., Israelian G., Mayor M., Rebolo R., García-Gil A., Pérez de Taoro M. R., & Randich S. 2002, *A&A*, 386, 1028
- Santos N. C., Israelian G., Randich S, García López R. J., & Rebolo R. 2004a, *A&A*, 425, 1013
- Santos N. C., Israelian G., García López R. J., Mayor, M., Rebolo R., Randich, S., Ecuivillon, A., & Domínguez Cerdeña, C. 2004b, *A&A*, 427, 1085
- Siess L., & Livio M. 1999, *MNRAS*, 308, 1133
- Snenden, C., 1973, Ph.D. thesis, University of Texas
- Stephens A., Boesgaard A. M., King J. R., Deliyannis C. P. 1997, *ApJ*, 491, 339
- Vidal-Madjar, A., Lecavelier des Etangs, A., Dsért, J.-M., Ballester, G. E., Ferlet, R., Hbrard, G., & Mayor, M., 2003, *Nature*, 422, 143