

The analysis of magnetic field measurements of T Tau

D.A.Smirnov¹, M.M.Romanova², S.A.Lamzin¹

1) *Sternberg Astronomical Institute, Moscow V-234, 119992 Russia lamzin@sai.msu.ru*

2) *Department of Astronomy, Cornell University, Ithaca, USA*

Abstract

It is shown that the existence of hot accretion spots at the surface of T Tau practically has no effect on the accuracy of estimation of its magnetic field strength at photospheric level.

We also found that one can interpret results of T Tau's photospheric magnetic field strength measurements carried out via different methods in the frame of the following alternative: 1) if T Tau's inclination angle $i \leq 10^\circ$, then magnetic field of the star may be dipolar with the angle between rotational and magnetic axes is near 85° ; 2) if it will be found (e.g. from interferometric observations) that $i > 10^\circ$, then magnetic field of T Tau is essentially non-dipolar or/and non-stationary.

Introduction

T Tauri stars are low mass ($M \leq 2 M_\odot$), young ($t < 10$ Myr) pre-main sequence stars. T Tauri itself belongs to subclass of classical TTS, what means that its activity is the result of (protoplanetary) disc accretion onto central young star. The problem of strength and geometry of TTS's magnetic field is one of the most important in the physics of young stars because it is widely belived that magnetic field determines the character of TTS's activity and controls evolution of stellar angular momentum. At the moment the strength of magnetic field is known for less than ten TTS due to difficulties of magnetic field measurements in these objects.

Basing on the fact that magnetic field changes equivalent widths of spectral lines depending on the value of their Lande factor and line splitting pattern, Guenther et al. (1999) and Johns-Krull et al. (1999) found that averaged surface magnetic field strength of T Tau $B > 2$ kG. On the other hand, Smirnov et al. (2003, 2004) found from spectropolarimetric observations that averaged *longitudinal* (i.e. line of

site oriented) component of T Tau's surface magnetic field B_{\parallel} was $\simeq +150 \pm 50$ G in 1996 and 2000 yr, and $\simeq +50 \pm 30$ G in 2003 yr, i.e. more than order of magnitude less than B -value. Possible reasons of so strong discrepancy is considered below.

The influence of accretion onto accuracy of estimation of observed B and B_{\parallel} values

Calculations of Romanova et al. (2003) demonstrated that when disk accretion occurs onto a star with dipolar magnetic field gas predominantly falls near stellar magnetic poles, i.e. onto regions where magnetic field strength is maximal. Accreted matter heats stellar surface, so if contribution of "hot" spots into formation of some spectral line is negligible, then average B and B_{\parallel} values, derived from observations of this line, will be less than in the case of star without hot spots. Let estimate this effect in a quantitative way.

Effective temperature T_{ef} of the star in the accretion zone can be estimated from the energy conservation equation:

$$\sigma T_*^4 + \frac{\rho V^3}{2} \simeq \sigma T_{ef}^4, \quad (1)$$

where T_* is an effective temperature of the star outside the accretion zone; ρ and V are density and infall velocity of accreted matter respectively. Spectra of regions with $T > T_*$ differ from spectrum of undisturbed photosphere. To take this effect into account we will suppose in the following that spectral lines of interest do not originate in these regions at all.

We adopted $\rho = \rho(\theta, \varphi)$ and $V = V(\theta, \varphi)$ distributions of infall gas parameters along stellar surface – θ and φ are latitude and longitude respectively – from Romanova et al. (2003) calculations and used them to estimate $T_{ef}(\theta, \varphi)$ distribution from Eq.(1), assuming $T_* = 5250$ K (White & Ghez, 2001). Three dimensional magnetohydrodynamic calculations of Romanova et al. (2003) were carried out for different values of an angle α between magnetic and rotational axes.¹ Temperature distribution shown in Fig.1 was calculated with $\alpha = 75^\circ$. More precisely, lines of $\Delta T(\theta, \varphi) = T_{ef} - T_* = const$, that characterize excess heating of stellar surface in the accretion zone are shown in this figure. Similar distributions for other values of α -parameter can be constructed from data presented in Romanova et al. (2004) paper.

¹In addition, Romanova et al. assumed that polar field strength of the star B_0 is $\simeq 2.1$ kG and accretion rate $\dot{M}_{ac} \simeq 2 \cdot 10^{-7} M_{\odot}/\text{yr}$.

$B_{||}$ and B values that one derives from observation of photospheric lines results from averaging of respective local values over visible hemisphere of the star with radius R_* :

$$B = \frac{1}{2\pi R_*^2} \int_{S_*} B(\theta, \varphi) \cos \beta \, dS, \quad B_{||} = \frac{1}{2\pi R_*^2} \int_{S_*} B(\theta, \varphi) \cos \beta \cos \gamma \, dS. \quad (2)$$

Consider spherical system of coordinate with the origin in the center of the star, $\theta = 0$ axis of which coincides with stellar rotational axis, characterized by unity $\vec{\omega}$ vector. Let $\varphi = 0$ plane of this system be the plane that passes through vector $\vec{\omega}$ and unity vector \mathbf{l} oriented to the Earth. Let also \mathbf{n} be a unity vector normal to stellar surface at given point and \mathbf{B} be a vector of magnetic field at the same point. Then in Eq.(2) $R_*^{-2} dS = \sin \theta \, d\theta \, d\varphi$; β is the angle between \mathbf{n} and \mathbf{l} vectors; γ is the angle between \mathbf{l} and \mathbf{B} , such as:

$$\cos \beta = \sin i \sin \theta \cos \varphi + \cos i \cos \theta, \quad \cos \gamma = \mathbf{l} \cdot \frac{\mathbf{B}}{B},$$

where i is the angle between stellar rotational axis and the line of site, i.e. between $\vec{\omega}$ and \mathbf{l} vectors.

$\mathbf{B}(\theta, \varphi)$ vector will vary with time t due to stellar rotation. Let assume that magnetic field of the star is dipolar, i.e.

$$\frac{\mathbf{B}}{B_0} = \frac{3\mathbf{n}(\vec{\mu} \cdot \mathbf{n}) - \vec{\mu}}{2},$$

where B_0 is *polar* magnetic field strength and $\vec{\mu}$ is the unity vector oriented along stellar magnetic axis. Then to describe $\mathbf{B}(t)$ dependence in each point of stellar surface one needs only one parameter – phase ψ ($0 \leq \psi < 1$), that characterise rotation of stellar magnetic pole relative to $\varphi = 0$ plane. Accretion flow disturbs initial (dipolar) magnetic field of the star, but it follows from calculations of Romanova et al., (2003) that the difference between initial and disturbed fields near stellar surface does not exceed 1 %.

To estimate the effect of hot spots existence on the average values of total magnetic field strength and its longitudinal component we calculated "observed" values $B_{||}$ and B by means of Eq.(2) for three cases: 1) neglecting with existence of hot spots, i.e. calculating integrals over all visible hemisphere of the star; 2) excluding regions of stellar surface (accretion zone) where $\Delta T > 200$ K; 3) excluding regions where $\Delta T > 1000$ K;

Variations of $B_{||}/B_0$ value with phase of stellar rotational period ψ for these three cases are shown in Fig.2 as an example of our calculations carried out with $\alpha = 75^\circ$ and four values of inclination angle i : 10° , 30° , 60° and 90° . Analogous variations

$B(\psi)/B_0$ for the same values of α and i parameters are shown in Fig.3. It can be seen from these figures that the difference between curves does not exceed 10 – 15 % at any value of i . Similar result was found at other values of α parameter. It means that errors in measured values of B and B_{\parallel} due to neglecting of existence of hot spots is less than 15 %, what is less than modern accuracy of measurements of these values in TTSs. It is the consequence of relatively small ($\leq 10\%$) area of stellar surface occupied by accretion zone, where the main portion of accretion energy is liberated (Romanova et al. 2003; 2004).

Estimation of parameters of T Tau’s magnetic field under assumption that it is dipolar

Let assume that global magnetic field of T Tau is dipolar and stationary. Then more than order of magnitude difference between observed values of B_{\parallel} and B is due to proximity of angle δ between magnetic axis and line of sight to 90° at the moment of observations. (At $\delta = 90^\circ$ longitudinal field components that parallel and antiparallel to the line of sight are mutually compensated and average value of B_{\parallel} should be exactly equal to zero.) Consider this question in a quantitative way basing on the results of existing measurement.

To describe dipolar magnetic field one needs three parameters: B_0 , i and α . For given set of these parameters observed (average) values of B and B_{\parallel} will vary with phase ψ , e.g. as shown in Fig.2 and Fig.3. Let suppose that probability p to detect value B in the range $B^{obs} \pm 3\sigma$ at some moment is equal to the length of phase interval, inside which $|B - B^{obs}| < 3\sigma$, where σ is the error of measurements. Probability to detect value B_{\parallel} in the range $|B_{\parallel} - B_{\parallel}^{obs}| < 3\sigma$ is determined in a similar way.

Guenther et al. (1999) and Johns-Krull et al. (1999) found $B = 2.3 \pm 0.15$ kG and the following values of B_{\parallel} was found in our observations: $+150 \pm 50$ in 1996 yr and 2002 yr as well as $+50 \pm 30$ G in 2003 yr. If B_0 and α parameters did not vary with time (magnetic field is stationary) then the difference in observed values of B and B_{\parallel} is the consequence of observations at different phases ψ . Then one can find for any set of three parameters B_0 , i and α probability $P = p_1 \cdot p_2 \cdot p_3 \cdot p_4 \cdot p_5$ to detect two B -values and three B_{\parallel} that was indeed found from observations.

Such calculations were carried out in the following range of parameters: B_0 from 1.5 to 5 kG, $0^\circ \leq \alpha \leq 90^\circ$ and $0^\circ \leq i \leq 60^\circ$. We took into account that $i = 29^\circ_{-15^\circ}^{+10^\circ}$ according to Akeson et al. (2002) when adopting the range for i . Calculations indicated that:

1) Probability P differs from zero only if $3 \text{ kG} < B_0 < 4.3 \text{ kG}$ at any values of α and i from the range of interest. This result looks natural if to take into account that surface magnetic field varies between B_0 (at magnetic pole) and $B_0/2$ (at magnetic equator) in the case of dipol, so average B-value should be inside the range $(B_0/2, B_0)$.

2) $P = P(\alpha, i)$ function is practically independent on values of B_0 from allowable range. As an axample we plot in Fig.4 $P = P(\alpha, i)$ function calculated at $B_0 = 3.5 \text{ kG}$. (Lines of equal probability consist of segmnets of stright lines because $P(\alpha, i)$ was calculated at discrete values of α and i angles with 5° step.)

As follows from Fig.4 at $\alpha < 80^\circ$ and/or $i > 10^\circ$ probability to find observed values of B and B_{\parallel} is less than 0.2, so one can consider this possibility as a low probability one. (Note by the way that this conclusion is practically independent on the real value of T Tau's B_0 .) Two conclusions follow from this statement:

1) If future observations (e.g. with VLTI interferometer) will demonstrate that inclination angle of T Tau is larger than 10° , then existing results of B and B_{\parallel} measurements mean that magnetic field of the star is essentially non-dipolar near its surface. Note that there are some theoretical reasons to belive that configuration of magnetic fields of TTSs can be close to quadrupol (Dudorov, 1995).

2) If it will be found that $i < 10^\circ$, then existing measurements of magnetic field in T Tau do not contradict to the hypotesis that it has dipolar magnet field with dipol axis inclined to the rotational axis at $\alpha \simeq 85^\circ$.

Note once more that these statements are valid only if magnetic field of T Tau is stationary, otherwise there is no sence to compare values of B and B_{\parallel} that was observed non-simultaneously.

Conclusion

Calculations of Romanova et al. (2003) indicate that in the case of disc accretion onto inclined magnetic dipol, with parameters B_0 and \dot{M}_{ac} typical to classical TTS, the difference between resulting and undisturbed magnetic field near stellar surface is negligible. On the other hand we found that in the case of dipolar magnetic field the existence of hot accretion spots at stellar surface practically has no effect on the accuracy of measurements of average B and B_{\parallel} values.

It means that comparison of observed B and B_{\parallel} values at photospheric level could give information to understand if TTS's magnetic field is dipolar or has more complicate geometry. We demonstrated above that in the case of T Tau one can agree observed values of B and B_{\parallel} in the frame of the following alternative: magnetic field of the star is eccentially non-dipolar or it is dipolar, but dipol axis is inclined

to stellar rotational axis at $\simeq 85^\circ$. It will be possible to discriminate between these possibilities when future (interferometric) observations will answer the question: does inclination i of stellar rotation axis to the line of sight exceeds 10° or not.

It would be more precisely to say that such alternative follows from observations only if magnetic field of T Tau is stationary. If it does indeed – this question is interesting by itself but to answer it more observations are necessary.

This work was supported by grants RFBR 02-02-16070, INTAS 03-51-6311, NASA NAG5-13220, NAG5-13060, NSF AST-0307817.

References

- Akeson R.L., Ciardi D.R., van Belle G.T., Creech-Eakman M.J., 2002, ApJ 566, 1124
- Guenther E., Lehmann H., Emerson J.P., Staude J., 1999, A&A 341, 768
- Johns-Krull C.M., Valenti J., Saar S.H., Hatzes A.P., 2001, ASP Conf. Ser. v.223, p.521
- Dudorov A.E., 1995, Astron. Rep. 39, 790
- Romanova M.M., Ustyugova G.V., Koldoba A.V., Wick J.V., Lovelace R.V.E., 2003, ApJ 595, 1009
- Romanova M.M.; Ustyugova G.V.; Koldoba A.V.; Lovelace R.V.E., 2004, ApJ 610, 920
- Smirnov D.A., Fabrika S.N., Lamzin S.A., Valyavin G.G., 2003, A&A 401, 1057
- Smirnov D.A., Lamzin S.A., Fabrika S.N., Chuntunov G.A., 2004, Astron. Letters 30, 456
- White R.J., Ghez A.M., 2001, ApJ 556, 265

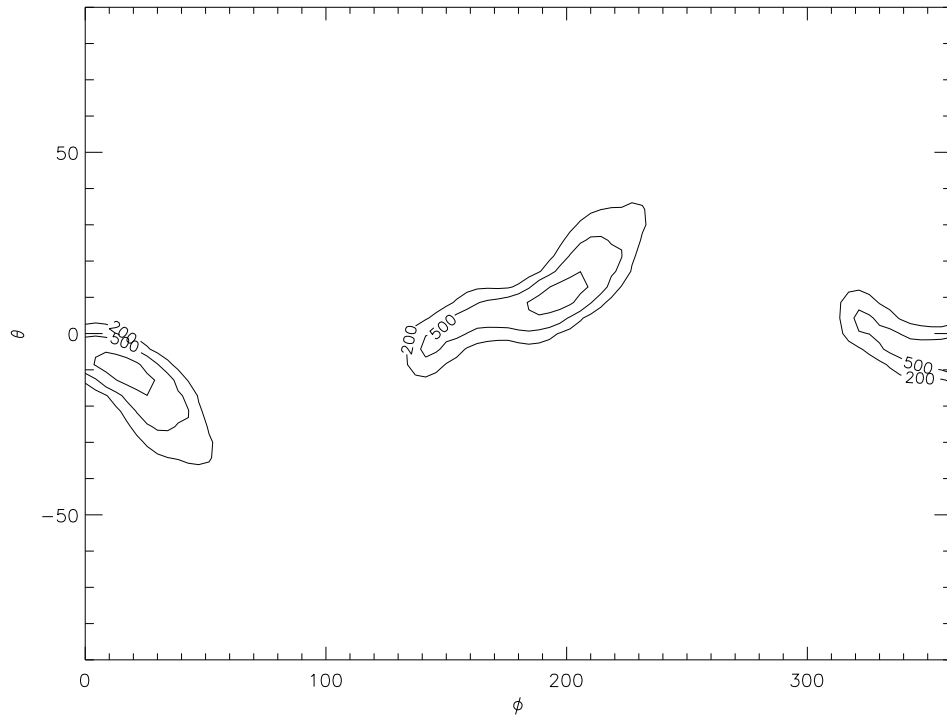


Figure 1: Distribution of excess temperature ΔT on the surface of a star that has dipolar magnetic field with the angle between magnetic and rotational axes $\alpha = 75^\circ$ (see text for details). The innermost countour respects to $\Delta T = 1000$ K. Longitude and latitude (in degrees) are plotted along X and Y axes respectively.

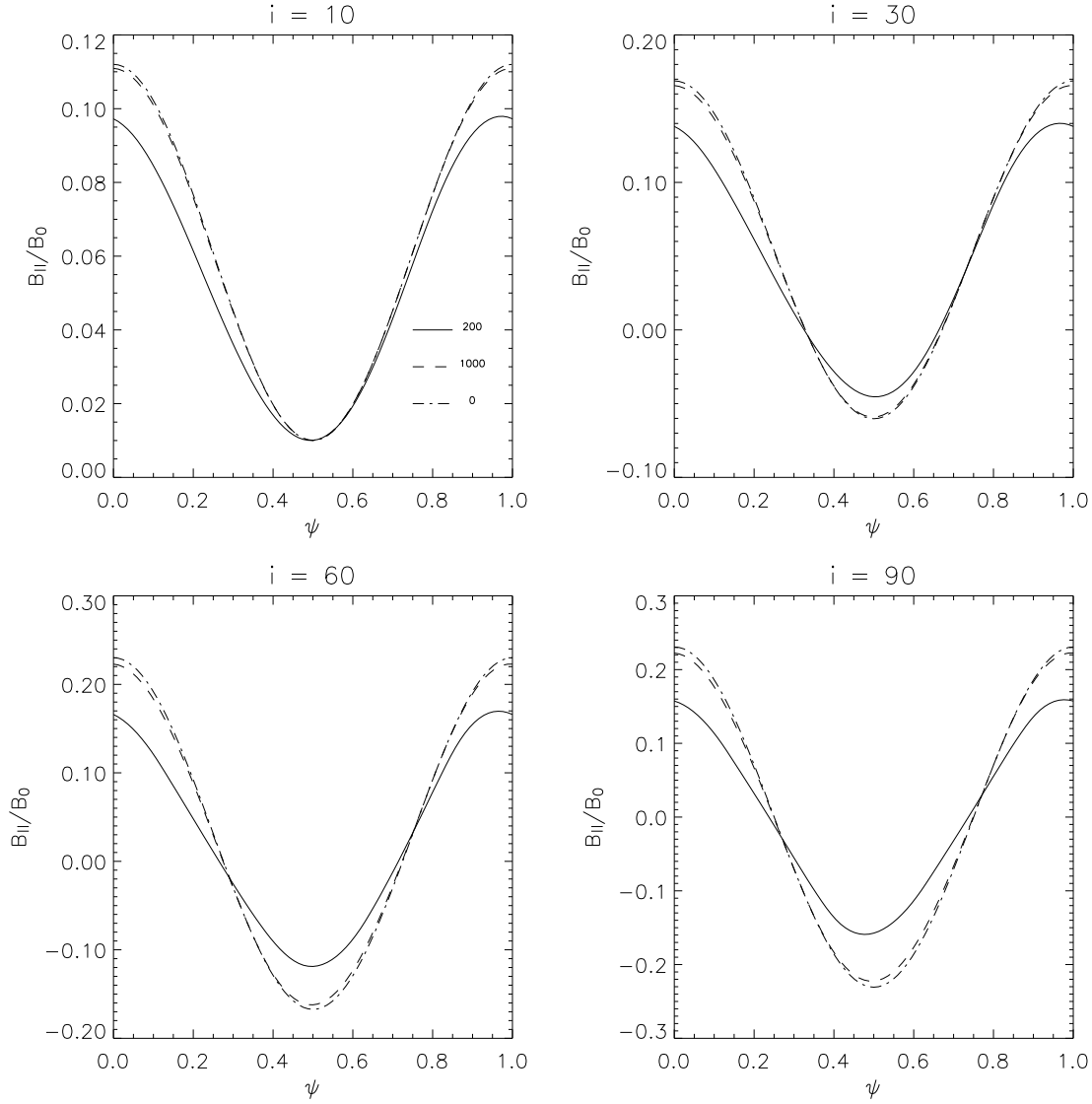


Figure 2: Longitudinal component $B_{||}$ of stellar magnetic field strength as function of phase of rotational period ψ for $\alpha = 75^\circ$ and different values of inclination angle i . Dot-dashed lines respects to situation when all stellar surface is considered (there is no hot spots), solid lines – stellar surface without regions with $\Delta T > 200$ K, dashed lines – stellar surface without regions with $\Delta T > 1000$ K.

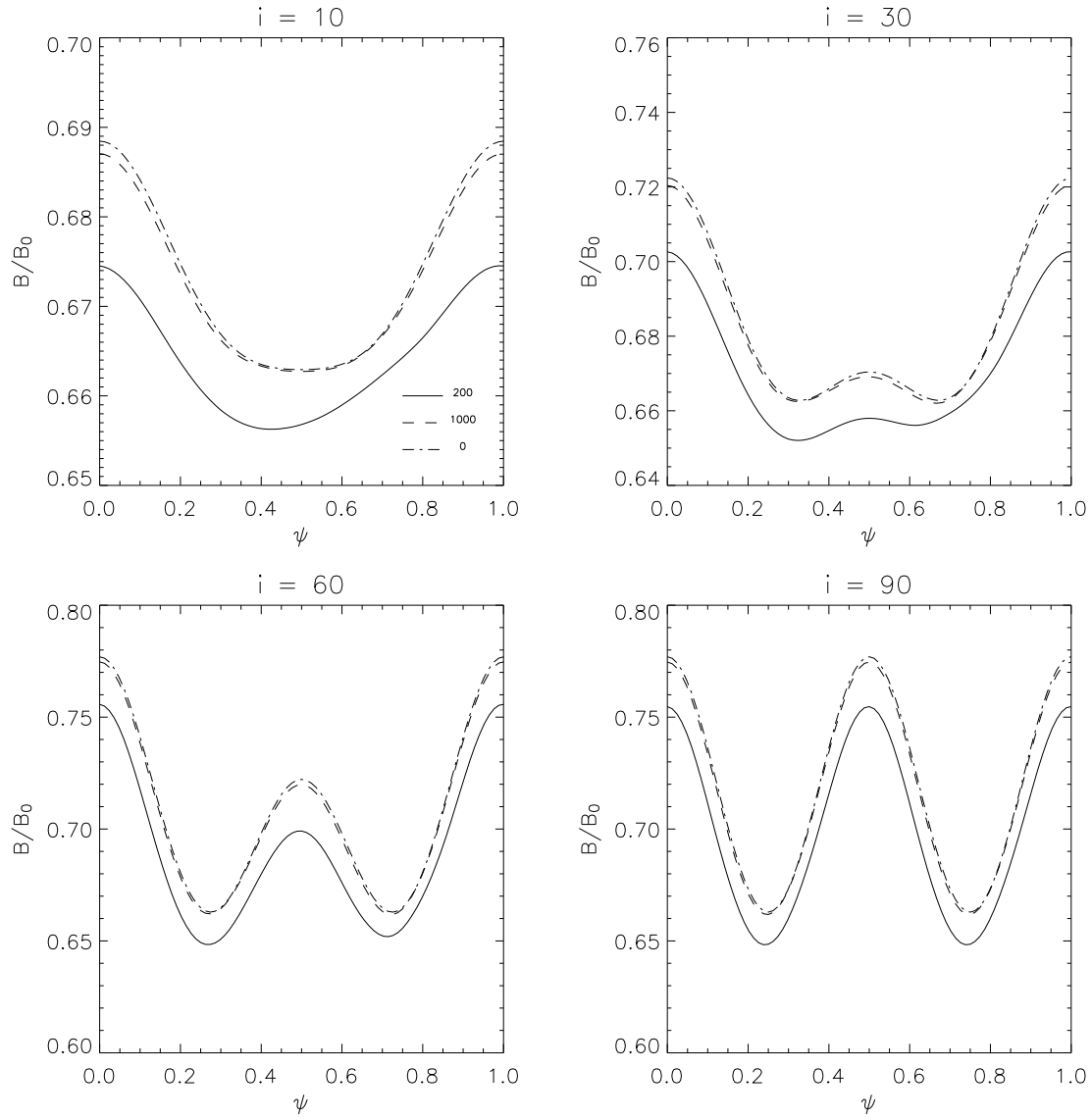


Figure 3: The same as in Fig.2 but for average magnetic field strength B .

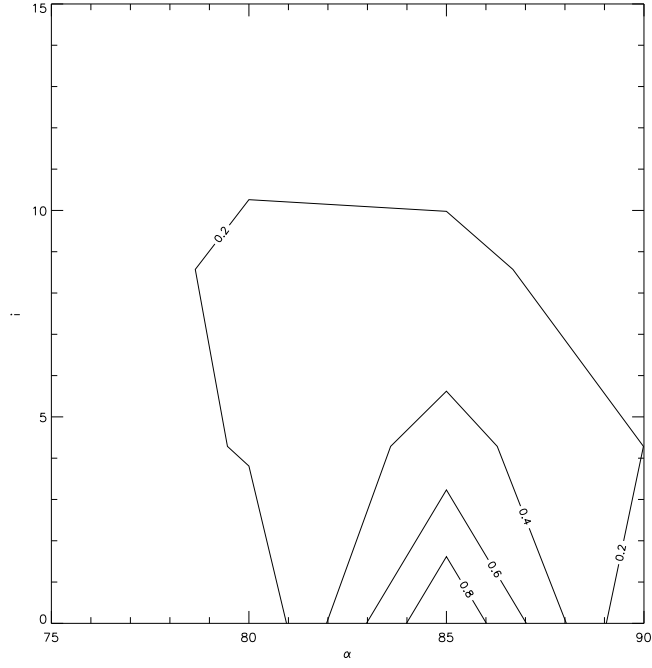


Figure 4: Lines of equal probability $P(\alpha, i) = \text{const}$ in the case when $B_0 = 3.5$ kG. See text for details.