

Mixed-phase induced core-quakes and the changes in neutron star parameters

M. Bejger^{*}, P. Haensel[†] and J. L. Zdunik[‡]

N. Copernicus Astronomical Center, Polish Academy of Sciences, Bartycka 18, PL-00-716 Warszawa, Poland

Accepted: 17 February 2005, Received: 30 December 2004

ABSTRACT

We present approximate formulae describing the changes in neutron star parameters caused by the first-order phase transition to an “exotic” state (pion or kaon condensate, quark matter) resulting in formation of a mixed-phase core. The analytical formulae for the changes in radius, moment of inertia and the amount of energy released during the core-quake are derived using the theory of linear response of stellar structure to the core transformation. Numerical coefficients in these formulae are obtained for two realistic EOSs of dense matter. The problem of nucleation of the exotic phase as well as possible astrophysical scenarios leading to a core-quake phenomenon is also discussed.

Key words: dense matter – equation of state – stars: neutron

1 INTRODUCTION

After the discovery of neutron stars it became immediately clear that they are unique playgrounds to study the properties of super-dense matter in the most extreme physical conditions. On the other hand, the very existence of neutron stars, and their participation in various astrophysical phenomena, represented a major challenge for theorists. In order to construct neutron star models, one needs to know the equation of state (EOS) and other properties of matter at densities $\gtrsim 10^{15}$ g cm^{−3}.

One of the most intriguing predictions of some theories of dense matter is a possibility of a phase transition into an “exotic” state. Several phase transitions are predicted by dense-matter theories, including pion and kaon condensation, and de-confinement of quarks (for review see e.g. Weber 1999). The most interesting case, from the point of view of its consequences for neutron star structure, corresponds to a phase transition which is of the first-order type. In such a case, equilibrium phase transition from the normal, lower density phase to the pure exotic one, occurs at a well defined pressure, P_0 , and is accompanied by a density jump at the phase interface.

A first order phase transition allows for a metastability of the pure normal phase with pressure $P > P_0$. Therefore, a metastable core could form during neutron-star evolution (accretion, spin down), and nucleation of the exotic phase would then lead to formation of a new-phase core, accompanied by a core-quake, energy release, and other phenom-

ena, such as shrinking of the radius and a speed up of rotation. Usually, the radius of the new-phase core is significantly smaller than the original stellar radius, and the effect of core-quake can be described within the linear response theory developed by Haensel, Zdunik & Schaeffer (1986) and Zdunik, Haensel & Schaeffer (1987); an earlier Newtonian theory was presented by Schaeffer, Haensel & Zdunik (1983). Expressions for the changes of neutron-star radius, moment of inertia, and energy release were obtained in these papers in terms of expansions in powers of the radius of the new-phase core, the numerical coefficients of the expansions being determined by the EOS of normal phase, the mass of the metastable configuration and the density jump at the phase transition.

Relaxing the condition of local (microscopic) electrical neutrality opens a possibility of coexistence of two phases of dense matter, within a range of pressures, in the form of a mixture of the two phases, lower-density (normal - N) and higher-density (superdense - S), each of them charged, and the mixture being electrically neutral on the average only (Glendenning 1991, 1992). The volume fraction occupied by the higher-density phase grows from zero at the lower pressure boundary, $P_N^{(m)}$, of the mixed phase up to one at the upper pressure boundary, $P_S^{(m)}$. If the surface tension at the N-S phase interface is not too large, then the mixed phase is preferred over a pure phase state (the latter is: N-phase for $P < P_0$ and S-phase for $P > P_0$).

In this paper we study the changes of the neutron-star parameters implied by the appearance of an exotic phase which forms a mixed-phase core. Some astrophysical scenarios which could lead to formation of a mixed-phase core were already considered in literature (see e.g. Glendenning, Pei & Weber 1997;

^{*} e-mail: bejger@camk.edu.pl

[†] e-mail: haensel@camk.edu.pl

[‡] e-mail: jlz@camk.edu.pl

Heiselberg & Hjorth-Jensen 1998; Chubarian et al. 2000; Spyrou & Stergioulas 2002). The phase transition in stellar core results from the increase of the central pressure due to the pulsar slow-down or mass accretion on the neutron star in a binary system. In all these papers the authors assume that matter remains in equilibrium during neutron star evolution, and therefore they use an EOS of matter in ground state. However, in a first order phase transition, the new phase can appear only via nucleation. Therefore, the star acquires first a metastable core of normal phase, in which an exotic phase nucleates. Nucleation destabilizes stellar configurations, implies a core-quake, and finally new equilibrium is reached with a core of a mixed or a pure exotic phase, the actual outcome depending on the detailed kinetics of the first-order phase transition.

In the present paper we derive the formulae for the changes of neutron star parameters resulting from the formation of a mixed-phase core. These changes are proportional to the specific powers of the ratio of the mixed-phase core radius to the radius of the last stable pure N-phase configuration. We neglect the effects of rotation on neutron-star structure.

The plan of the article is as follows. In Sect. 2, our notation, construction and description of the EOS with a mixed phase segment is presented. General lowest-order formulae for the changes in neutron-star parameters are derived in Sect. 3. Numerical calculations are performed for two recent realistic EOSs of the normal phase, in which the exotic dense phase is assumed to nucleate. Results for the linear response parameters are presented in Sect. 4 where we also provide with some numerical estimates of expected effects. In Sect. 5, we briefly describe the astrophysical scenarios which could lead to a nucleation of an exotic phase and a core-quake. Some problems connected with nucleation and formation of a mixed-phase core are discussed in Sect. 6. Finally, in Sect. 7 we summarize our results and we also discuss their possible applications, and perspectives of their generalization to rotating neutron stars.

2 EOS WITH A MIXED-PHASE REGION

Let us consider a general case of a first-order phase transition between the N and S phases of dense matter. As shown by Glendenning (1991, 1992), relaxing the microscopic charge-neutrality condition can make a mixed-phase state energetically preferred provided the surface tension and Coulomb contributions are sufficiently small.

Assume the thermodynamic equilibrium of a multi-component and multi-phase dense matter, neglecting the Coulomb and surface contributions to the thermodynamic quantities. The elementary constituents of the matter are hadrons (h), which may be baryons, quarks, and strongly-interacting meson (pion and kaon) condensates, as well as leptons (electrons and muons). The energy densities in both phases depend on the number densities of the matter constituents in these phases,

$$\mathcal{E}^N = \mathcal{E}^N(\{n_h^N\}, n_e^N, n_\mu^N), \quad \mathcal{E}^S = \mathcal{E}^S(\{n_h^S\}, n_e^S, n_\mu^S). \quad (1)$$

As the translational invariance may be broken within a phase, the number densities are actually the volume-averaged ones. We assume that the size of the region occu-

pied by a non-uniform phase is sufficiently large compared to the characteristic length-scale of the non-uniformity. Then the volume averages within each phase are well defined.

The corresponding electric-charge densities (in the units of the elementary charge) and baryon densities (in the units of nucleon baryon charge) are given by

$$\begin{aligned} \rho_{\text{el.}}^N &= \sum_h n_h^N q_h - n_e^N - n_\mu^N, \quad n_b^N = \sum_h n_h^N b_h, \\ \rho_{\text{el.}}^S &= \sum_h n_h^S q_h - n_e^S - n_\mu^S, \quad n_b^S = \sum_h n_h^S b_h. \end{aligned} \quad (2)$$

where q_h and b_h are, respectively, the electric and baryonic charges of a hadron h .

The thermodynamic equilibrium of a mixture of phases N and S, at a fixed average baryon density n_b , will be calculated by minimizing the average energy density

$$\mathcal{E} = (1 - \chi)\mathcal{E}^N + \chi\mathcal{E}^S. \quad (3)$$

under the condition

$$n_b = (1 - \chi)n_b^N + \chi n_b^S, \quad (4)$$

and under the constraint of average (macroscopic) electrical neutrality

$$\rho_{\text{el.}} = (1 - \chi)\rho_{\text{el.}}^N + \chi\rho_{\text{el.}}^S = 0. \quad (5)$$

For example, let us consider a first-order phase transition implied by kaon condensation. Let us assume that the characteristic length-scale of the hadron electric-charge inhomogeneities is much smaller than the electron and muon screening lengths (this is not always true, see e.g. Norsen & Reddy 2001). Then the electron and muon densities can be considered as uniform,

$$n_e^N = n_e^S \equiv n_e, \quad n_\mu^N = n_\mu^S \equiv n_\mu. \quad (6)$$

We have to determine the values of eight variables (four nucleon densities, two lepton densities, kaon density, and the volume fraction χ) by minimizing \mathcal{E} , Eq. (3), under the conditions given by Eqs. (4) and (5). This leads to a set of non-linear equations relating the thermodynamic variables, each of these equations having a clear physical meaning. Mechanical equilibrium between the two phases requires (we remind that surface and Coulomb contributions are neglected)

$$P^N = P^S. \quad (7)$$

The strong interactions imply the equality of chemical potentials of nucleons in the two phases,

$$\mu_n^N = \mu_n^S = \mu_n, \quad \mu_p^N = \mu_p^S = \mu_p, \quad (8)$$

Finally, weak interactions involving hadrons and leptons lead to

$$\mu_n = \mu_p + \mu_e, \quad \mu_e = \mu_{K^-}, \quad \mu_\mu = \mu_e. \quad (9)$$

Together with Eqs. (4) and (5), we get eight equations for eight thermodynamic variables. The solution corresponds to the thermodynamic equilibrium at a fixed n_b and under the constraint of macroscopic electrical neutrality. Let us first discuss the character of the bulk equilibrium as a function of the pressure, Fig. 1. For $P < P_N^{(m)}$, the equilibrium is realized by the pure N-phase. For $P_N^{(m)} < P < P_S^{(m)}$, the equilibrium corresponds to a mixed m-state of both phases (the m-phase). The volume fraction occupied by

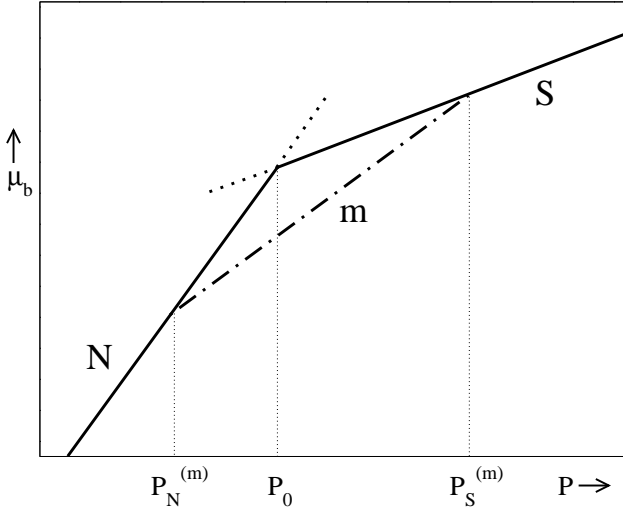


Figure 1. Baryon chemical potential μ_b versus pressure P in the presence of an equilibrium first order phase transition, at $P = P_0$, between the N and S phases. The N phase, if stable with respect to the phase transition into the S-phase, is represented by the solid line; its dotted continuation corresponds to an *over-compressed* state, metastable with respect to the transformation into the S phase. Analogous notation is used for the S phase, where the dotted continuation of the S-line corresponds to a metastable *under-compressed* state. The mixed ‘m’ phase ($P_N^{(m)} < P < P_S^{(m)}$) is represented by the dash-dotted line.

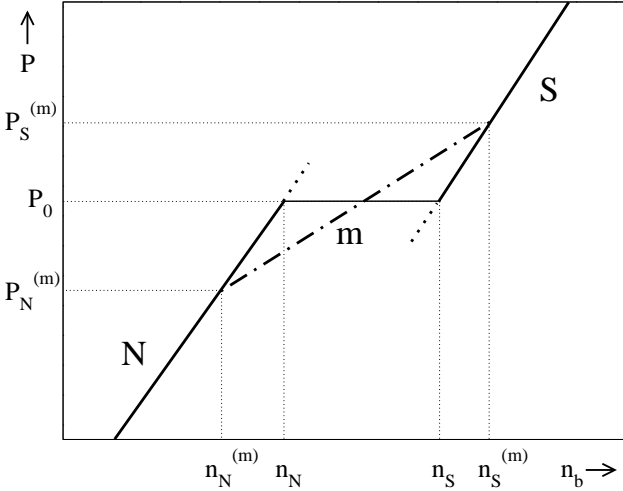


Figure 2. Same as in Fig. 1 but for P versus n_b . The mixed phase ($P_N^{(m)} < P < P_S^{(m)}$) is represented by the dash-dotted line. For further explanations see the text.

the S-phase increases monotonously with P , from zero at $P = P_N^{(m)}$, to one at $P = P_S^{(m)}$. For $P > P_S^{(m)}$ we have a pure S-phase. The calculations of a mixed-phase state, where kaon-condensed matter coexisted with baryon matter, were performed by Glendenning & Schaffner-Bielich (1998, 1999) and Norsen & Reddy (2001). The models of dense matter with a mixed phase of de-confined quark matter coexisting with baryon phase were constructed by Heiselberg, Pethick & Staubo (1993) and Glendenning & Pei (1995). The importance of the phase-interface (surface tension and curvature energy) effects

for forming the mixed-phase state and for its spatial structure was studied by Heiselberg, Pethick & Staubo (1993); Christiansen & Glendenning (1997); Christiansen, Glendenning & Schaffner-Bielich (2000) and Norsen & Reddy (2001). A mixed-phase state affects the EOS of dense matter as visualized in Fig. 2. For the sake of comparison, we show also a standard first-order transition between the pure N and S phases. For a pure N-S phase transition, the densities $n_N < n_b < n_S$ could not exist in the stellar interior because P should be monotonous there to create an outward directed force which balances at each point the gravitational pull. On the contrary, the mixed-phase layer of density $n_N^{(m)} < n_b < n_S^{(m)}$ can well exist in the stellar interior, with the pressure increasing from $P_N^{(m)}$ at the top of the layer to $P_S^{(m)}$ at its bottom. Mixing of the N and S phases softens the EOS as compared to the pure N-phase EOS, but the effective softening is weaker than in the limiting case of a pure-phase transition between the N and S phases.

The surface and Coulomb effects bring positive contributions to \mathcal{E} and μ_b . They affect the size and shape of the structures within the mixed-phase layer. For a periodic structure, the virial theorem (see, e.g., Pethick & Ravenhall 1995 and references therein) tells us that the surface contribution is twice the Coulomb one. Both are pushing up the value of $\mu_b^{(m)}(P)$. They are particularly important at the edges of the mixed-phase region, where the droplets of one phase within the dominating one are small. It is clear that these effects increase $P_N^{(m)}$ and decrease $P_S^{(m)}$, narrowing the mixed-phase layer in the stellar interior. If sufficiently large, the surface and Coulomb contributions can entirely remove the mixed phase: the difference in $\mu_b(P)$ of the pure and mixed phases is usually small. It will occur if surface tension is greater than some critical value ($\sigma > \sigma_{\text{crit}}$) so that $\mu_b^{(m)}(P) > \mu_b^N(P)$ for $P < P_0$ and $\mu_b^{(m)}(P) > \mu_b^S(P)$ for $P > P_0$. Heiselberg, Pethick & Staubo (1993) obtained $\sigma_{\text{crit}} \simeq 70 \text{ MeV fm}^{-2}$ for a transition from nucleon (N) to quark (S) matter. The actual value of the surface tension for the quark-matter droplets in baryonic medium is very poorly known, $\sigma = (10 - 100) \text{ MeV fm}^{-2}$.

3 CHANGES OF THE STELLAR PARAMETERS FOR THE MIXED-PHASE TRANSITION - LINEAR APPROACH

We assume that at a central pressure $P_c = P_{\text{crit}}$ the nucleation of the S-phase in a super-compressed core, of radius r_N , of configuration \mathcal{C} , initiates the phase transition and formation of mixed-phase core of radius r_m in a new configuration \mathcal{C}^* , as presented on Fig. 3. Transition to a mixed phase occurring at r_m is associated with a substantial drop in the adiabatic index of matter, defined as $\gamma \equiv (n_b/P)dP/dn_b$, from γ_N to γ_m : mixed phase is much softer than the pure one. This is because in the mixed phase the increase of mean density is reached partly via conversion of a less dense N phase into denser S phase, and therefore requires less pressure than for a pure phase. The effect exists for any fraction of the S phase, even in the limit of the fraction of the S-phase tending to zero, and leads to a discontinuity of γ at $\rho_N^{(m)} \equiv \rho_m$. An example of a very dramatic drop of γ at ρ_m is given in Fig. 20 of Akmal, Pandharipande & Ravenhall (1998). Other exam-

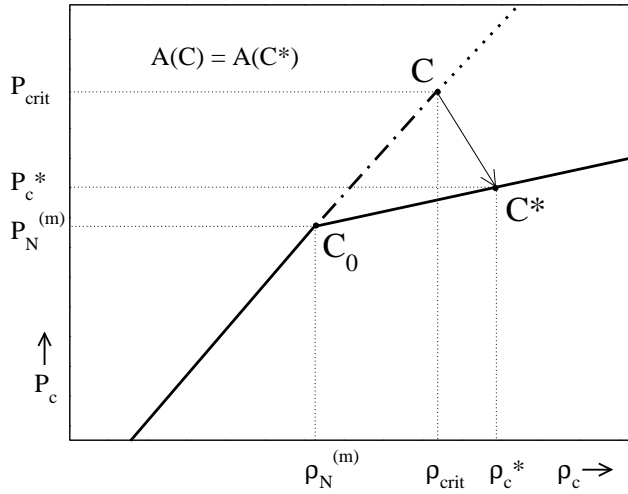


Figure 3. Central pressure P_c versus central matter density ρ_c for neutron-star configurations based on a pure N-phase EOS and an EOS with a mixed-phase segment. Solid line denotes stable states, dash-dotted line - the states which are meta-stable with respect to the transition to a mixed-phase state. For a critical central density ρ_{crit} the S-phase nucleates in the super-compressed core of configuration C , this results in a transition $C \rightarrow C^*$ into a stable configuration with a mixed-phase core and central density ρ_c^* . Both configurations C and C^* have the same baryon number A .

ples are given by Pons et al. (2000, see Fig. 1 in their article), where the transition from the solid line (no kaon condensate) to dashed line representing mixed phase is clearly accompanied by a drop in the derivative of pressure with respect to density. In Fig. 4 we show two examples of realistic EOSs with a mixed phase segment, one by Glendenning (1997, Table 9.1) and the other by Pons et al. (2000, GM-GS-U120). As one can see, near the mixed-phase transition point the behaviour of the logarithm of pressure is linear with respect to the logarithm of baryon density; it clearly means that the polytropic approximation is valid in the small mixed-phase core regime. This is precisely the case we are interested in - we will henceforth benefit from expansion in powers of the core radius r_m . The validity of the $\gamma_m = \text{const.}$ approximation in the limit of small r_m can be also phrased differently, using the small- r_m expansions. Using techniques described in detail in Zdunik, Haensel & Schaeffer (1987), we can see that the difference between the value of γ at ρ_m , and at the center of the C^* configuration in Fig. 3 is quadratic in r_m , so that $\gamma_c^* = \gamma^{(m)}(\rho_c^*) = \gamma_m + \mathcal{O}(r_m^2)$. As we show below, the leading changes due to a core-quake are proportional to the fifth (radius, moment of inertia) and seventh (gravitational mass) power of r_m . They are obtained by putting $\gamma_c^* \simeq \gamma_m$. Inclusion of quadratic correction in the expression for γ_c^* contributes to the higher order terms, i.e., seventh power of r_m in the case of radius and moment of inertia, and ninth power of r_m in the case of gravitational mass.

Having a pair of EOSs, one with and one without a mixed-phase softening, we compare the hydrostatic equilibria of neutron stars corresponding to each of these EOSs. The models which we calculate are non-rotating, spherically symmetric solutions of Einstein's equations, which in this special case reduce to the Tolman-Oppenheimer-Volkoff equations (Tolman 1939; Oppenheimer & Volkoff

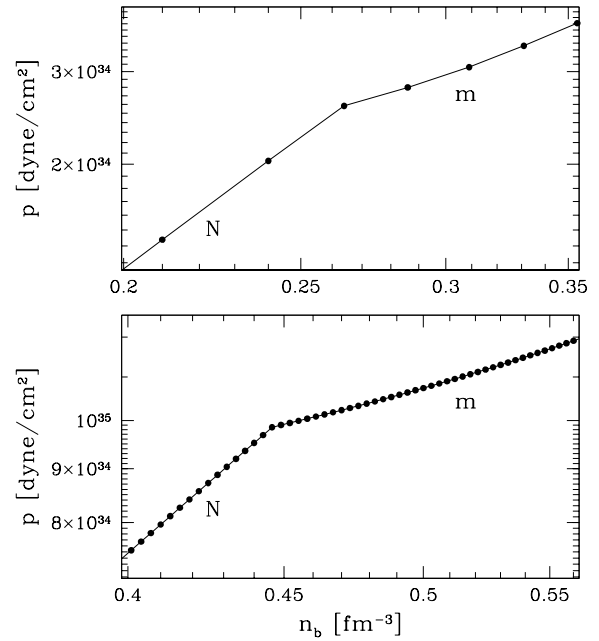


Figure 4. Upper panel: logarithm of pressure P versus the logarithm of baryon density n_b for sample mixed-phase EOS (quark matter - baryon matter) from Glendenning (1997, Table 9.1). The filled circles correspond to the tabulated points. The discontinuous drop in γ at the N-m interface is clearly seen. Notice that the deviation from the linearity of the EOS of the shown m-phase segment in the $\log(n_b)$ - $\log P$ plane, is small. This means, that within the considered density interval, which extends from 0.26 fm^{-3} to 0.35 fm^{-3} , polytropic approximation for the m-phase is good. Lower panel: similar plot for the GM-GS model with kaon optical potential $U_K^{\text{lin}} = -120 \text{ MeV}$, producing the EOS with mixed phase segment (kaon-condensate - baryon matter), obtained by Pons et al. (2000). The filled circles correspond to the tabulated points. The polytropic approximation for the mixed-phase with kaon condensate appears to be very good.

1939). The neutron-star models are labeled by the central density ρ_c . The configurations calculated with these two EOSs are identical up to $\rho_c = \rho_N^{(m)}$; the configuration with such central density is denoted by C_0 , and will be treated as a “reference configuration”.

When the central density exceeds $\rho_N^{(m)}$, the models based on these EOSs are different, due to the appearance of a softer mixed-phase core in configurations corresponding to the mixed-phase segment of the EOS. For a fixed baryon number A , greater than a baryon number A_0 of the reference configuration C_0 , we compare the global parameters, such as mass-energy, radius, and moment of inertia. Their difference corresponds to the changes in these parameters implied by the phase transition in the stellar core.

From now on we will restrict ourselves to a linear response of neutron star to the appearance of the mixed phase. The calculation is based on expressing the change in the density profile, due to the presence to a small core, as the combination of two independent solutions of the linearly perturbed equations of stellar structure (Haensel, Zdunik & Schaeffer 1986; Zdunik, Haensel & Schaeffer 1987). The presence of a denser phase in the core changes the boundary condition at the

phase transition pressure $P_N^{(m)}$ and allows us to determine the numerical coefficients in the expression for the density profile change. The leading term in the perturbation of the boundary condition at the edge of the new phase results from the mass excess due to the lower stiffness, and higher density of the new phase as compared to those of the N-phase.

Let us compare basic expressions obtained when the new core consists of a pure S-phase, considered by Haensel, Zdunik & Schaeffer (1986) and Zdunik, Haensel & Schaeffer (1987), and in the present case of a mixed-phase core. For a pure S-phase core the phase transition is accompanied by density jump $\rho_N \rightarrow \rho_S$ which leads to the lowest-order expression for the core-mass excess (with respect to the pure N-phase configuration),

$$\delta m_{\text{core}} = \frac{4}{3}\pi(\rho_S - \rho_N)r_S^3 + \mathcal{O}(r_S^5), \quad (10)$$

where powers $(r_S)^l$ with $l > 3$ have been neglected. In the case of a mixed-phase core, considered in the present paper, the lowest-order expression vanishes, because there is no density jump at the core radius.

Let us introduce the notation appropriate for description of the change of the properties of matter at the N-phase – m-phase transition point. The transition occurs at $P = P_m \equiv P_N^{(m)}$. Density does not change and is equal $\rho_m \equiv \rho_N^{(m)}$, while the adiabatic index changes from γ_N on the N-side to a lower value γ_m on the m-side.

To the lowest order in r_m , the mass excess in our case is due to the difference in the stiffness (adiabatic index) of the matter in N-phase and m-phase. Expanding term by term, we get

$$\delta m_{\text{core}} = \frac{4\pi\rho_m}{45}(1+x_m)(1+3x_m)(\kappa_m^2 - \kappa_N^2)r_m^5 + \mathcal{O}(r_m^7) \quad (11)$$

where x_m is the ratio of pressure P_m , and the energy density $\rho_m c^2$ at the phase transition point, $x_m = P_m/\rho_m c^2$. The parameters κ_N^2, κ_m^2 are defined by:

$$\kappa_N^2 = 4\pi G\rho_m/v_N^2, \quad \kappa_m^2 = 4\pi G\rho_m/v_m^2, \quad (12)$$

where v_N and v_m denote the sound velocity on the both sides of the core boundary. Let us remind that sound velocity v is related to the adiabatic index by $v^2 = \gamma P/(\rho + P/c^2)$.

The main parameter of the linear theory - the radius of the core of mixed phase r_m is connected with the density range of metastability which can be achieved by the N phase of matter, i.e., the difference between ρ_{crit} and $\rho_N^{(m)}$, via relation (see Zdunik, Haensel & Schaeffer 1987):

$$\Delta \bar{\rho}_{\text{crit}} := \frac{\rho_{\text{crit}} - \rho_N^{(m)}}{\rho_N^{(m)}} = \frac{1}{6}\kappa_N^2(1+x_m)(1+3x_m)r_m^2. \quad (13)$$

Strictly speaking, the lowest order works only for sufficiently small value of r_m . From Eq. (11) and Eq. (12) we have

$$\begin{aligned} \delta m_{\text{core}} &= \frac{4}{45}\pi\rho_m(1+x_m)^2(1+3x_m) \times \\ &\times \frac{4\pi G\rho_m^2}{\gamma_N P_m}(\gamma_N/\gamma_m - 1) \cdot r_m^5 + \mathcal{O}(r_m^7) \end{aligned} \quad (14)$$

The new phase manifests itself in the boundary conditions by the presence of the prefactor $(\gamma_N/\gamma_m - 1)$, which acts similarly as the prefactor $(\rho_S/\rho_N - 1)$ in the case of a first order phase transition from pure N-phase to pure S-phase.

The fact that in our case the density stays continuous, results in the linear-response effects which are proportional to a power of the core radius greater by two than in the case of the transition to a pure S-phase.

On the basis of the above analytical considerations, we expect that the relative changes in stellar parameter Q contain a prefactor $(\gamma_N/\gamma_m - 1)$ and are proportional to r_m^5 in the case of $Q = R, I$ and to r_m^7 in the case of mass-energy $E = Mc^2$. Summarizing, we expect the following form of the lowest-order expressions:

$$\delta \bar{Q} \equiv \frac{Q^* - Q}{Q_0} \simeq -(\gamma_N/\gamma_m - 1) \cdot \beta_Q \cdot (\bar{r}_m)^l, \quad (15)$$

where $\bar{r}_m \equiv r_m/R_0$, and $l = 5$ for radius R and moment of inertia I , and $l = 7$ for the energy E . The coefficients β_Q are functionals of the reference configuration, $\beta_Q = \beta_Q[\mathcal{C}_0]$.

4 CHANGES IN STELLAR PARAMETERS FOR REALISTIC EOS

In order to explore how a realistic neutron star will react on the appearance of a mixed-phase core, to describe the N-phase we used two recent EOSs: SLy of Douchin & Haensel (2001) and FPS EOS of Pandharipande & Ravenhall (1989). Both EOSs describe in unified way (i.e., starting from a single effective nuclear Hamiltonian) both the crust and the core of neutron star. They assume that neutron star core is composed of neutrons, protons, electrons and muons.

In the actual calculations, we approximated the mixed-phase softening by replacing the mixed-phase segment of the EOS starting at $n_m \equiv n_N^{(m)}$, by a polytrope with $\gamma_m < \gamma_N$. As we explained in Sect. 3, this is equivalent to neglecting the r -dependence of γ within the mixed-phase core, and it does not change the leading terms of the small r_m -expansions. Also, as shown in Figs. 4, this approximation is excellent for not too large mixed-phase core.

We constructed a large set of EOSs with a mixed-phase segment, using many values of the phase-transition density n_m and several values of γ_m . In this way we were able to study the linear response of neutron star to the appearance of a small mixed-phase core for a wide choice of the mixed-phase parameters.

Note again that the coefficients β_Q depend only on the properties of the reference configuration \mathcal{C}_0 - the EOS of the mixed-phase (here approximated by a polytrope) enters merely via γ_m in the factor $(\gamma_N/\gamma_m - 1)$ in Eq. (15).

We apply the arguments presented in Sect. 3 to the EOS constructed in the manner described above. By changing the value of ρ_m , we obtain a family of reference configurations \mathcal{C}_0 , and by comparing \mathcal{C} and \mathcal{C}^* we extract the values of the linear response coefficients $\beta_Q[\mathcal{C}_0]$.

4.1 Results for SLy EOS of the N-phase

The values of $\beta_Q[\mathcal{C}_0]$ are plotted in Fig. 5. An important parameter relevant for the linear response to a perturbation of equilibrium configuration is the adiabatic index of the N-phase EOS. We plot its value at the center of the reference configuration \mathcal{C}_0 versus $M[\mathcal{C}_0]$ and its central baryon number density in Fig. 6. As it can be seen on Fig. 5, for a wide astrophysically interesting range of neutron-star masses, the

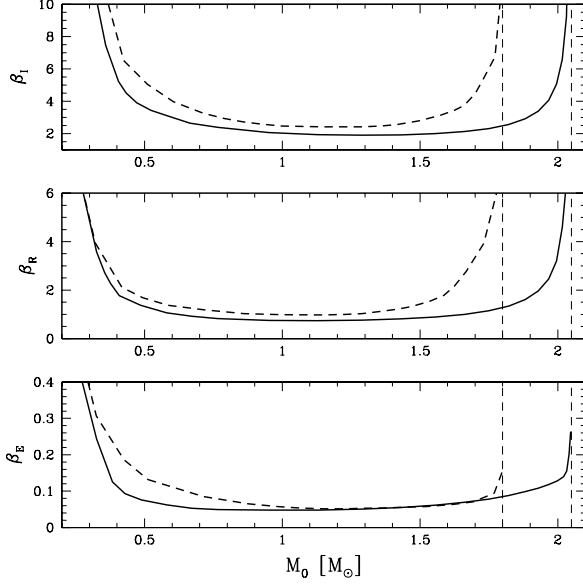


Figure 5. The linear response parameters β_Q , versus the mass M_0 of the reference configuration C_0 . The N-phase is described by the SLy EOS (solid lines, $M_{\max} = 2.05 M_\odot$) and, for comparison, by FPS EOS (dashed lines, $M_{\max} = 1.79 M_\odot$).

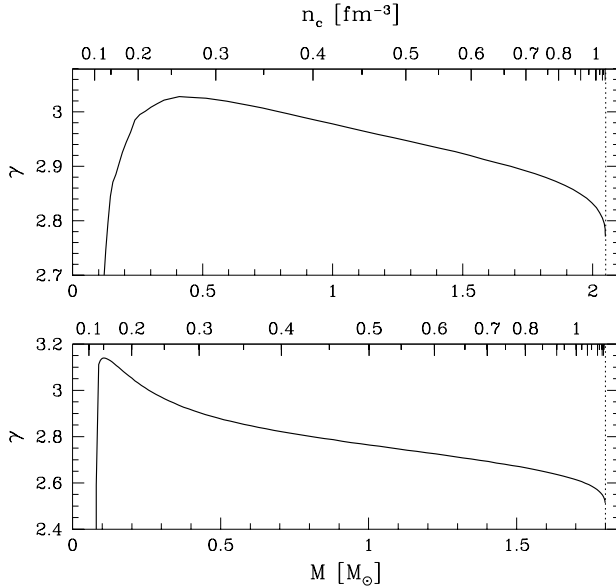


Figure 6. The value of the adiabatic index at the center of non-rotating configuration for the SLy EOS (upper panel) and FPS EOS (lower panel), plotted against the gravitational mass (bottom horizontal axis), and baryon number density n_c at the star center (upper horizontal axis). Vertical dotted line marks the maximum allowable mass ($M_{\max} = 2.05 M_\odot$ for the SLy EOS, and $M_{\max} = 1.79 M_\odot$ for the FPS EOS).

values of the functionals $\beta_Q[C_0]$ stay almost constant. The plateau values for SLy EOS are $\beta_I^{\text{plat}} = 2.0$, $\beta_R^{\text{plat}} = 0.8$, and $\beta_E^{\text{plat}} = 0.05$ for the moment of inertia, radius and mass-energy, respectively ($\beta_I^{\text{plat}} = 2.4$, $\beta_R^{\text{plat}} = 1.0$, and $\beta_E^{\text{plat}} = 0.05$ for FPS EOS, see next sub-section for details)

The values of β_Q increase rapidly with decreasing mass below $0.4 M_\odot$. This is due to the specific generic features of the realistic EOS of neutron star crust (Haensel 2001), which results in the existence of the minimum neutron star mass M_{\min} (see Haensel, Zdunik & Douchin 2002, and references therein). For $M \rightarrow M_{\min}$ neutron stars become more and more “soft” with respect to the fundamental mode of radial perturbation, and become unstable at M_{\min} . Therefore, at the same mass-excess δm_{core} the effect of neutron star “shrinking” due to an increased gravitational pull by the mixed-phase core grows, and very rapidly non-linear effects become important.

The “numerical plateau” values β_Q^{plat} deserve an additional comment. The plateau region extends within $0.5 M_\odot \lesssim M[C_0] \lesssim 0.9 M_{\max}$. It is easy to verify that our plateau values of β_Q multiplied by $\simeq 3$ are very close to the linear response coefficients for the pure S-phase core, α_Q , obtained for a medium-stiff EOS of the N-phase by Haensel, Zdunik & Schaeffer (1986). Clearly, apart from some normalization constant, the linear response coefficient does not depend on the nature of the new-phase core, which enters only via $(\rho_S/\rho_N - 1)(\bar{r}_S)^l$ in the case of a first-order phase transition to a pure S-phase, and via $(\gamma_N/\gamma_m - 1)(\bar{r}_m)^l$ for a mixed-phase core. This results from the fact that the change of the stellar parameters Q depends on the mass excess in the core via the relation (leading term): $\delta Q \simeq (\partial Q/\partial m)\delta m_{\text{core}}$ and the numerical factors multiplying $(\gamma_N/\gamma_m - 1)(\bar{r}_m)^5$ or $(\rho_S/\rho_N - 1)(\bar{r}_S)^3$ in δm_{core} in the case of second and first order transition respectively differ by $\frac{1}{15}\kappa_N^2 R^2$ which is approximately $1/3$.

4.2 Results for FPS EOS of the N-phase

The values of $\beta_Q[C_0]$ are plotted in Fig. 5, where they can be easily compared with those obtained for the SLy EOS. The plateau values are $\beta_I^{\text{plat}} = 2.4$, $\beta_R^{\text{plat}} = 1.0$, and $\beta_E^{\text{plat}} = 0.05$. As we see, they depend rather weakly on the EOS of the N-phase, provided it is realistic. The M_0 range of the plateau region, $(0.6 - 1.6) M_\odot$, is significantly narrower than for the SLy EOS. One can try to point out reasons for this. First, on the high-mass side, the difference results from the fact that $M_{\max}^{\text{FPS}} = 1.79 M_\odot$, to be compared with $M_{\max}^{\text{SLy}} = 2.05 M_\odot$. Otherwise, the quasi-constancy is valid, similarly as for the SLy EOS, up to about $0.9 M_{\max}$, which seems to be generic. “Softness” of hydrostatic equilibrium at M close to M_{\max} with respect to radial perturbations is the general-relativistic feature, and does not depend on the EOS of the N-phase. On the contrary, on the low-mass side, the difference in the β_Q behavior reflects the differences between the EOSs at sub-nuclear densities. This difference between the SLy and FPS EOSs was studied, albeit in a different context, by Haensel, Zdunik & Douchin (2002). In the relevant stellar mass range, the FPS stars are less bound and therefore, with decreasing mass, its β coefficients start to increase earlier than for the SLy EOS.

4.3 Estimating changes in stellar parameters in a core-quake

Let us now calculate the changes in stellar parameters. First, the estimates will be obtained for the SLy EOS of the N-phase. Consider C_0 configuration of mass $1.4 M_\odot$ calculated for the SLy EOS. It has $R \equiv R_0 = 11.73$ km, $I \equiv I_0 = 1.37 \times 10^{45}$ g cm², and a central adiabatic index $\gamma_N \simeq 2.94$. Using the plateau values of the β_Q coefficients, we can rewrite the formulae for the changes in neutron-star parameters in a form suitable for making numerical estimates. For the stellar radius we get,

$$\Delta R \simeq -4.23 \times 10^{-5} \cdot (2.94/\gamma_m - 1)(r_m/1 \text{ km})^5 \text{ km}. \quad (16)$$

Assume $\gamma_m = 1.5$. Then, a 1 km core implies shrinking by about 4 cm, a very small star-quake indeed, but still larger by more than an order of magnitude than that associated with macro-glitches in the pulsar timing. However, the rise of the star-quake amplitude with r_m is very steep and for $r_m = 4$ km we get $\Delta R = 42$ m, rather impressive even by the terrestrial standards.

Expression for the fractional change in I is

$$\Delta I/I_0 \simeq -9 \times 10^{-6} \cdot (2.94/\gamma_m - 1)(r_m/1 \text{ km})^5. \quad (17)$$

Assume as before that $\gamma_m = 1.5$. Formation of a 1 km core implies speed-up of the neutron star rotation by $\Delta\Omega/\Omega \simeq -\Delta I/I \simeq 10^{-5}$, one order of magnitude larger than in the biggest pulsar macro-glitches. If the core radius is 4 km, then $\Delta\Omega/\Omega \simeq -\Delta I/I \simeq 9 \times 10^{-3}$, a very distinct feature of a neutron-star core-quake.

Let consider now the energy release. We have

$$\Delta E \simeq 4.1 \times 10^{45} \cdot (2.94/\gamma_m - 1)(r_m/1 \text{ km})^7 \text{ erg}, \quad (18)$$

which means that formation of a 1 km core with $\gamma_m = 1.5$ will release a total energy of 4×10^{45} erg. Corresponding amount of released energy for a core with $r_m = 2$ km and $r_m = 4$ km is 5×10^{47} erg and 6.4×10^{49} erg, respectively. It may be worthwhile to compare it with energies associated with a few known astrophysical processes involving neutron stars. For example, the energy associated with Soft Gamma Repeaters (SGR) outbursts, which are now believed to be caused by a extremely strong magnetic field, is $\sim 10^{44} - 10^{45}$ erg. The Vela pulsar macro-glitches release from 10^{38} to 10^{42} erg. The thermonuclear Type I X-ray bursts involve energies $10^{36} - 10^{39}$ erg, but in the case of the so-called super-bursts the released energy can be as high as 10^{43} . By adjusting the core radius, the energies associated with core-quakes can be made similar to those released in phenomena listed above. It should be however noted that the core radius is not a free parameter in our approach but is determined by the range of metastability possible in the considered physical situation which is rather poorly known and model dependent. The leading terms in Eqs. (16-18) for the radius $r_m = 1$ km correspond to the degree of metastability, which is usually called “over-compression” of the order of 0.5%, i.e. $\Delta\bar{\rho}_{\text{crit}} \simeq 0.005$, see Eq. (13).

Up to now, we performed all numerical estimates for the SLy EOS of the N-phase. For the same values of r_m and γ_m , the values of ΔR etc., for the FPS model of the N-phase, will be somewhat different, but these differences are of no practical importance. What is really crucial, is the

strong dependence of ΔR , ΔI , and especially of ΔE , on the mixed-phase core radius.

5 ASTROPHYSICAL SCENARIOS

One can consider several astrophysical scenarios of the formation of a mixed-phase core in neutron star. In all cases we are dealing with a two step process. The first step consists in the nucleation of the S-phase in the metastable N-phase medium, studied by Haensel & Schaeffer (1982); Muto & Tatsumi (1992); Iida & Sato (1997, 1998). The second step consists in the relaxation of the system to a stable mixed state in which N-phase coexists with a S-phase.

The first scenario is connected with neutron star birth, in which proton-neutron star is formed in gravitational collapse of a massive stellar core. Central core of a proto-neutron star has a relatively low density, compared to central density of neutron star in which it will transform eventually (after a few minutes). This is due to large lepton fraction (30-40%) resulting from neutrino trapping. The diffusion of neutrinos and resulting deleptonization of matter is connected with softening of the neutron-star core EOS and matter compression to higher density. Simultaneously, the core is heated (up to $30 - 60$ MeV/ k_B) by the deposition of the energy of strongly degenerate electron neutrinos via their down-scattering on the constituents of dense medium. The optimal conditions for nucleation of the S-phase are just after deleptonization (i.e., ~ 10 -20 seconds after the bounce ending the collapse phase). The thermal fluctuations at $T \sim 40$ MeV/ k_B are expected to be sufficient to overcome energy barriers, resulting from the Coulomb and surface effects, and to form a mixed-phase core in thermodynamic equilibrium.

Central compression of matter during slow-down of pulsar rotation is a second scenario to be considered. Let the pulsar rotation frequency be ν . The effect of rotation on the pressure distribution is to lowest order $\propto \nu^2$. Therefore, the rate of the quasi-static increase of central pressure is $\dot{P}_c \propto -i\nu$. The central-core temperature is $< 10^9$ K, so that nucleation can proceed only via quantum fluctuation in super-compressed core. Nucleation induces pressure deficit, collapse of the central core accompanied by matter heating, and energy release. During these violent processes involving matter flow, N and S-phase mix forming a mixed-phase core.

A third scenario involves neutron star accreting matter in a close binary system. Central pressure increases due to the gravity of accumulated layers of accreted matter, at a rate $\dot{P}_c \propto \dot{M}$. The core temperature remains below 10^9 K (see e.g. Miralda-Escudé, Haensel & Paczyński 1990), and therefore quantum fluctuations are crucial for the nucleation process to start. Then the pressure deficit triggers core collapse, accompanied by matter heating and flow, and a mixed-phase core forms.

6 SOME PROBLEMS CONNECTED WITH NUCLEATION OF A MIXED NORMAL-EXOTIC PHASE

Let us assume that the phase transition from a pure N-phase to a pure S-phase is the first-order one, at $P = P_0$ (Fig.

1). Let us further assume, that within the pressure interval $P_N^{(m)} < P < P_S^{(m)}$ the thermodynamic equilibrium of dense matter is realized in the form of the mixed NS phase.

Consider a neutron star, where the central pressure P_c increases in time due to a mass accretion in a binary system or due to a spin-down of neutron-star rotation. The central pressure increases on a characteristic timescale $t_{\text{evol}} = P_c/\dot{P}_c$. Let us assume that initially the stellar core consisted of a pure N phase. In this case the internal temperature does not exceed 10^9 K, the thermal fluctuations are negligible and the S phase can nucleate only via quantum fluctuations on a certain timescale τ . However, as long as $P_c < P_0$, the nucleation of the S-phase in the quantum regime is impossible ($\tau = \infty$). The actual nucleation will start at some $P_c = P_{\text{nuc}} > P_0$, by a formation of a single droplet. If the expansion rate of the first drop is larger than the formation rate of other droplets in the core, then the pure S phase will fill the central core with $P \leq P_0$. The S-phase core will then coexist with the outer layer of the N phase, with a baryon density drop $n_S - n_N$ at the interface. Such a scenario seems likely in the case of the quark-matter nucleation (Iida & Sato 1997, 1998)

The central temperature of a proto-neutron star stays high, $T_c > 10^{11}$ K, for some ten seconds. This may be enough to complete the nucleation of the S phase below P_0 and mix it with the N phase, achieving the thermodynamic equilibrium. It is not excluded, however, that the core will have no time to evolve to thermodynamic equilibrium in the low-temperature limit, because of a too rapid cooling to $T \approx 10^{10}$ K. It is therefore possible that the final mixed state with some spatial structure will be quite different from the strict ground state of the core at $T = 0$; the mixed phase can remain “frozen” in some metastable state in the core or its part.

Finally, let us mention two difficulties in forming a mixed phase in kaon-condensed neutron-star cores (Norsen 2002). It is difficult to nucleate kaon condensate because of the slowness of weak interaction processes; very high temperature $T > 10^{11}$ K and low kaon effective masses are required for the condensation due to thermal fluctuations. This may happen only in massive newborn neutron stars, with particularly high central temperatures and densities, where a mixed-phase core could be formed. Medium-mass neutron stars have insufficient central density to nucleate the kaon condensate at their birth. On the other hand, high-mass neutron stars, which gain their mass by accretion, can remain in a metastable state forever, because their internal temperature is too low for nucleating kaon condensate in their cores.

7 CONCLUSIONS

Formation of a mixed-phase core implies shrinking of neutron star radius, spin-up, and is associated with energy release. Changes in neutron star parameters strongly depend on the size of the mixed-phase core. The decrease of stellar radius, ΔR , and of the moment of inertia, ΔI , are proportional to the fifth power of the core radius. The total energy released during the core-quake, ΔE , is proportional to the seventh power of the core radius. These powers are higher by two than the powers of the core radius in the formulae

expressing the changes of the stellar parameters implied by the formation of a pure high-density phase core.

Apart of the core radius, the formulae involve also the drop of the adiabatic index at the mixed-phase core edge, and a numerical coefficient determined by the normal-phase configuration. In the stellar mass range $0.5M_\odot \lesssim M \lesssim 0.9M_{\text{max}}$ the numerical coefficients for ΔR , ΔI and ΔE depend rather weakly on M and can be replaced by their “plateau value”.

This paper completes the study, within the linear response theory, of the effect of phase transitions in the neutron star core on the stellar structure. It extends the methods initiated in the 1980s for a single (pure) dense phase core (Schaeffer, Haensel & Zdunik 1983; Haensel, Zdunik & Schaeffer 1986; Zdunik, Haensel & Schaeffer 1987) to the case of a mixed-phase core. Our results are presented in the form of formulae which are convenient to make numerical estimates, and which become very precise for small mixed-phase cores, when the brute-force calculations are impossible because of limited numerical precision.

The final state reached in a phase transition in neutron-star core depends on the kinetics of this process. Even if the mixed state is the stable final configuration, it does not mean that it is reached, because a one-phase core may form instead. Mixed-state is particularly difficult to be formed if a significant strangeness production is necessary in the dense-phase nucleation process. At temperatures and densities characteristic of the cores of accreting neutron stars, the mixed-phase core may never form.

ACKNOWLEDGMENTS

We are grateful to J. Pons for sending us the tables of his EOSs with the kaon-condensed mixed phase. This work was partially supported by the KBN grant no. 1P03D-008-27 and by the Astrophysics Poland-France (Astro-PF) program.

REFERENCES

- Akmal A., Pandharipande V.R., Ravenhall D.G., 1998, Phys. Rev. C, 58, 1804
- Christiansen M. B., Glendenning N. K., 1997, Phys. Rev. C, 56, 2858
- Christiansen M. B., Glendenning N. K., Schaffner-Bielich J., 2000, Phys. Rev. C, 62, 025804
- Chubarian E., Grigorian H., Poghosyan G., Blaschke D., 2000, A&A, 357, 968
- Douchin F., Haensel P., 2001, A&A, 380, 151
- Glendenning N. K., 1991, Nucl. Phys. B (Proc. Suppl.), 24B, 110
- Glendenning N. K., 1992, Phys. Rev. D, 46, 1274
- Glendenning N. K., 1997, Compact Stars. Nuclear Physics, Particle Physics, and General Relativity, Springer, Berlin
- Glendenning N. K., Pei S., 1995, in Eugene Wigner Memorial Issue of Heavy Ion Physics (Budapest), p.1
- Glendenning N. K., Pei S., Weber F., 1997, Phys. Rev. Lett., 79, 1603
- Glendenning N. K., Schaffner-Bielich J., 1998, Phys. Rev. Lett., 81, 4564

- Glendenning N. K., Schaffner-Bielich J., 1999, *Phys. Rev. C*, 60, 025803
- Haensel P., Schaeffer R., 1982, *Nucl. Phys. A* 381, 519
- Haensel P., 2001, in: *Physics of Neutron Star Interiors*, eds. D. Blaschke, N.K. Glendenning, A. Sedrakian, Springer, Berlin
- Haensel P., Zdunik J. L., Schaeffer R., 1986, *A&A*, 160, 251
- Haensel P., Zdunik J. L., Douchin F., 2002, *A&A*, 385, 301
- Heiselberg H., Pethick C. J., Staubo E. F., 1993, *Phys. Rev. Lett.*, 70, 1355
- Heiselberg H., Hjorth-Jensen M., 1998, *Phys. Rev. Lett.*, 80, 5485
- Iida K., Sato K., 1997, *Prog. Theor. Phys.*, 98, 277
- Iida K., Sato K., 1998, *Phys. Rev. C*, 58, 2538
- Muto T., Tatsumi T., 1990, *Prog. Theor. Phys.* 83, 499
- Miralda-Escudé J., Haensel P., Paczyński B., 1990, *ApJ* 362, 572
- Norsen T., 2002, *Phys. Rev. C*, 65, 045805
- Norsen T., Reddy S., 2001, *Phys. Rev. C*, 63, 065804
- Oppenheimer J. R., Volkoff G. M., 1939, *Phys. Rev.*, 55, 374
- Pandharipande V.R., Ravenhall D.G., 1989, *Hot Nuclear Matter*, in *Nuclear Matter and Heavy Ion Collision*, NATO ADS Ser., vol. B205, ed. M. Soyeur
- Pethick C.J., Ravenhall D.G., 1995, *Annu. Rev. Nucl. Part. Sci.*, 45,429
- Pons J.A., Reddy S., Prakash M., Lattimer J.M., 2000, *Phys. Rev. C*, 62, 035803
- Schaeffer R., Haensel P., Zdunik J.L., 1983, *A&A*, 126, 121
- Spyrou N.K., Stergioulas N., 2002, *A&A*, 395, 151
- Tolman R.C., *Phys. Rev.*, 55, 364
- Weber F., 1999, *Pulsars as Astrophysical Laboratories for Nuclear and Particle Physics*, IoP Publishing, Bristol & Philadelphia
- Zdunik J. L., Haensel P., Schaeffer R., 1987, *A&A*, 172, 95