

## A NICMOS Direct Imaging Search for Giant Planets around the Single White Dwarfs in the Hyades

S. Friedrich,<sup>1</sup> H. Zinnecker,<sup>2</sup> W. Brandner,<sup>3</sup> S. Correia,<sup>4</sup> and M. McCaughrean<sup>2</sup>

<sup>1</sup>*Max-Planck-Institut für Extraterrestrische Physik, Giessenbachstr., 85748 Garching, Germany*

<sup>2</sup>*Astrophysikalisches Institut Potsdam, An der Sternwarte 16, 14482 Potsdam, Germany*

<sup>3</sup>*Max-Planck-Institut für Astronomie, Auf dem Königstuhl, 69117 Heidelberg, Germany*

<sup>4</sup>*Observatoire de Paris, LESIA, UMR 8109, 92190 Meudon, France*

**Abstract.** We report preliminary results from our search for massive giant planets (6-12 Jupiter masses) around the known seven single white dwarfs in the Hyades cluster at sub-arcsec separations. At an age of 625 Myr, the white dwarfs had progenitor masses of about 3 solar masses, and massive gaseous giant planets should have formed in the massive circumstellar disks around these ex-Herbig A0 stars, probably at orbital separations similar or slightly larger than that of Jupiter. Such planets would have survived the post-Main-Sequence mass loss of the parent star and would have migrated outward adiabatically to a distance of about 25 AU. At the distance of the Hyades (45 pc) this corresponds to an angular separation of 0''.5. J and H magnitudes of these giants are in the range of 20.5-23.3 mag, which can be resolved with NICMOS.

The achieved sensitivities and contrast ratios agree well with simulations. Preliminary evaluation of the NICMOS data set did not reveal any evidence for neither planetary mass companions with masses down to about 10 Jupiter masses nor brown dwarfs around any of the seven white dwarfs for separations larger than 0''.5.

### 1. Planets around White Dwarfs

Since the discovery of the first extrasolar planet by Mayor & Queloz (1995) the number of known extrasolar planets has grown to more than 100. Most discoveries are based on measurements of radial velocities of stellar lines. Due to the great contrast in optical brightness between the main sequence star and its planet(s) no planet has so far been seen directly. A much better spectral contrast between an extrasolar giant planet and a star can be achieved in the IR band, where the planet's thermal emission peaks. The contrast can be increased further if one searches for planets around white dwarfs, which are about a factor of ten smaller than a giant planet ( $F \sim R^2$ ) and typically  $10^3$  to  $10^4$  times less luminous than main sequence stars of spectral type G or K.

For our search we have chosen the only young cluster in the near vicinity with a large enough sample of white dwarfs: the Hyades. Compared to isolated white dwarfs this has the advantage that the age of the white dwarfs is known

from the turn-off age of the Hyades (625 Myr, Perryman et al. 1998). This also implies that any planet will also be of the same age. A Hyades main sequence star with  $3 M_{\odot}$  (the turn-off mass) will eventually become a  $0.66 M_{\odot}$  white dwarf (Weidemann 2000). All single stars with masses above the turn-off mass and below about  $8 M_{\odot}$  have already left the main sequence and will develop into or have already become white dwarfs. While planets closer than 3-5 AU will probably not survive this post-main-sequence evolution (and will migrate inwards and merge) planets farther away will survive (Duncan & Lissauer 1998; Burleigh et al. 2002), and their semimajor axis will increase by a factor  $M_{\text{initial}}/M_{\text{final}}$  as the central star loses mass. Thus any giant planet in a Jupiter-like orbit ( $\geq 5$  AU) will migrate outwards to a new equilibrium radius of at least:

$$R = 5 \text{ AU} \times (3M_{\odot} / 0.66M_{\odot}) \approx 23 \text{ AU}$$

At a distance of the Hyades (45 pc) 23 AU correspond to  $0''.5$ . Furthermore, a giant planet with mass somewhat below 13 Jupiter masses (which is one of the definition for “planet”) orbiting a white dwarf in the Hyades has a **near-infrared magnitude difference of only about 7 mag**. Both is feasible with NICMOS in the F110W and F160W filters with spatial resolutions of  $0''.1$  and  $0''.15$ , respectively.

## 2. Observations and Data Reduction

The seven single white dwarfs (HZ4, LB227, VR7, VR16, HZ7, HZ14, LP475-242) have been observed with HST/NICMOS at two roll angles separated by 20 degrees through the F110W and F160W filters. Two and four dithered frames, respectively, of 320s integration time each were recorded for each roll angle and each target in these filters, which corresponds to a total of one and two orbits of HST time per target, respectively. The single dithered frames were reduced using the HST pipeline, then oversampled by a factor two using cubic spline before registration and a FFT-shift based combination for each roll angle. Subsequent bad-pixel masking was further applied in order to compensate for the non-optimal bad-pixel mask available through the pipeline. For that purpose, remaining not corrected bad-pixels were identified using a criterion based on the deviation from the median of all frames available for each target. In each filter, the resulting frames corresponding to different roll angles were subtracted from each other. This step was done after the use of a 2D cross-correlation for the registration of these frames, which provided a sub-pixel accuracy, and a FFT-shift based combination. The result obtained for HZ7 is presented in Fig. 1 as an example.

## 3. Method Validation and Contrast Ratio

We validated the method used in the data reduction through simulations. For this purpose a fake companion of given brightness was introduced in each frame as a scaled version of the target, adding the appropriate noise, and checking that we could detect the signature of the companion after all reduction steps described above. Fig. 2 shows the results of such a simulation for both filters and the same target as in Fig. 1, with a planet at  $0''.4$  separation and 6 magnitudes difference in brightness. One can easily notice the pair of negative and positive

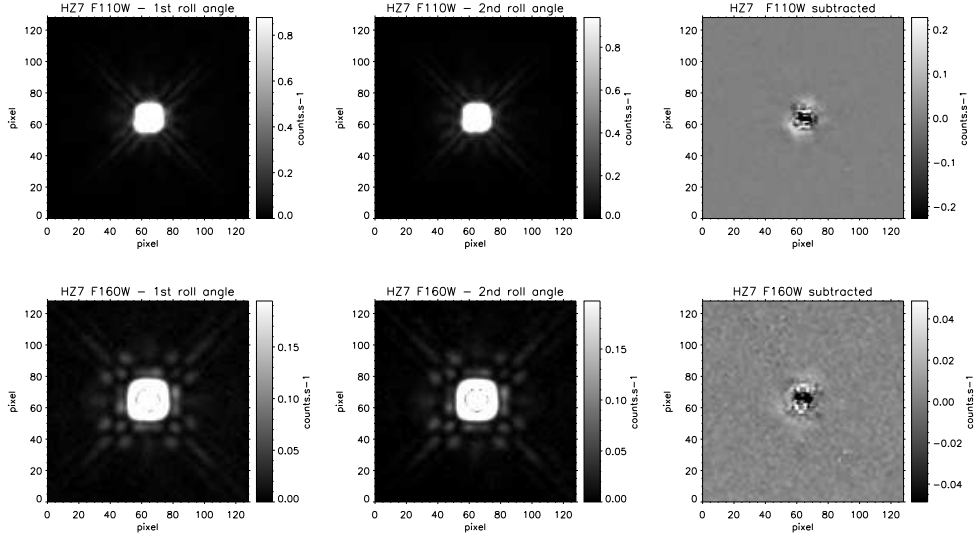


Figure 1. The observations of HZ7 at two different roll angles and the result of their subtractions in the F110W filter (upper panel) and the F160W filter (lower panel). The field of view is about  $2''.75 \times 2''.75$  ( $0''.0215$  pixel size). Maximum cuts are at 2% of the peak intensity for the observations, and  $\pm 0.5\%$  for the subtracted frames

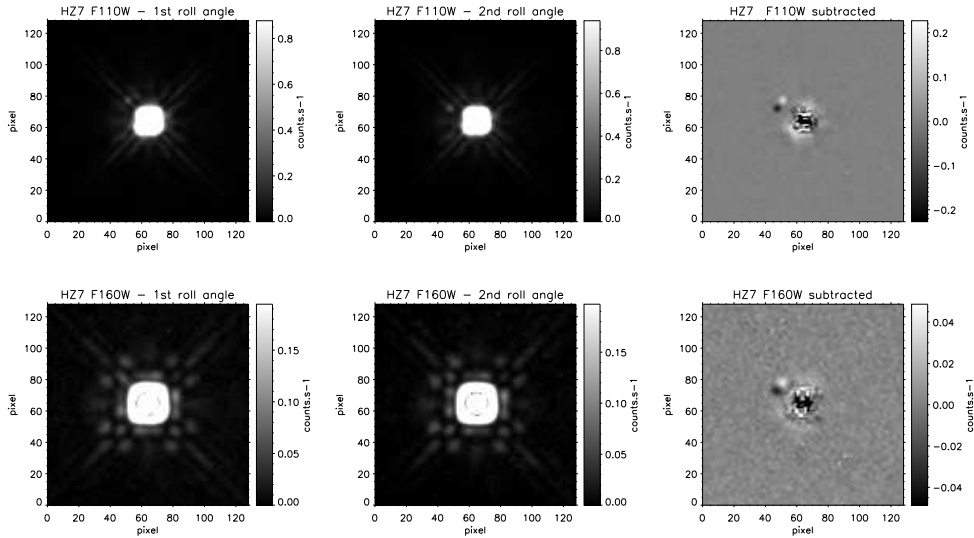


Figure 2. Same as Fig. 1 with an artificial planetary mass companion added (6 mag brightness difference,  $0''.4$  separation)

images of the companion at the given position from the star in the subtracted frame. Such a simulation allows to estimate the limiting difference in brightness as a function of separation and given SNR of the detection. Fig. 3 shows the result for the same target as in Fig. 1 in each filter and a detection threshold of  $5\sigma$ . The uncertainties are estimated from the scatter obtained using four different position angles of the companion. According to the COND models of

Baraffe et al. (2003), the limiting mass of the planetary mass companion that we are able to detect is typically of about 10 Jupiter masses at  $0''.5$  separation.

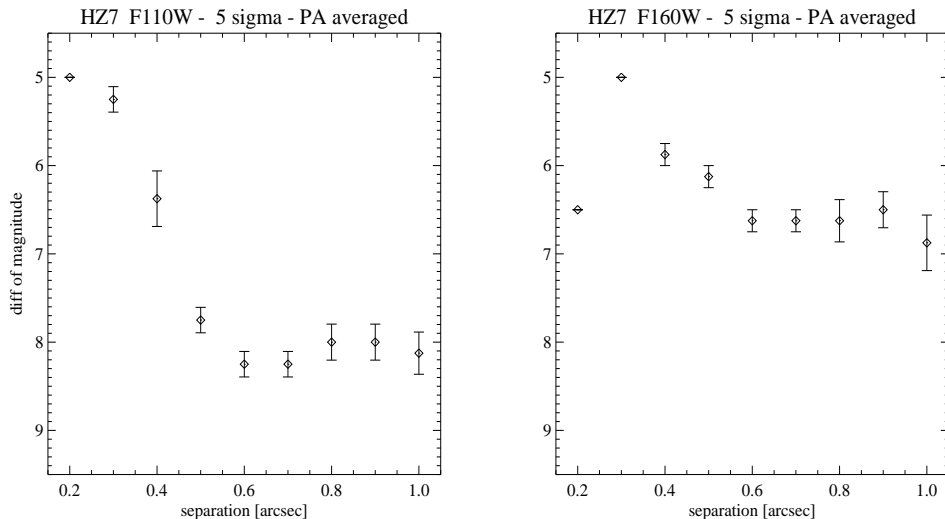


Figure 3. Estimated sensitivity limits as a function of separation for HZ7. Uncertainties are estimated from the scatter obtained using four different position angles of the companion.

#### 4. Conclusion

We did not find any evidence for neither planetary mass companions with masses down to about 10 Jupiter masses nor brown dwarfs around any of the seven white dwarfs in the Hyades for separations larger than  $0''.5$ . This could mean that extrasolar giant planets are fainter than expected, that accompanying planets are too close to their parent star to be resolved, that massive Jupiter-like planets in wide orbits around 3-4  $M_{\odot}$  main sequence stars are not common or that these planets do not remain bound to white dwarfs, for example due to planet-planet perturbations during mass loss (Debes & Sigurdsson 2002).

#### References

- Baraffe, I., Chabrier, G., Barman, T. S., Allard, F., & Hauschildt, P. H. 2003, A&A, 402, 701
- Burleigh, M. R., Clarke, F. J., & Hodgkin, S. T. 2002, MNRAS, 331, L41
- Debes, J. H., & Sigurdsson, S. 2002, ApJ, 572, 556
- Duncan, M. J., & Lissauer, J. J. 1998, Icarus, 134, 303
- Mayor, M., & Queloz, D. 1995, Nature, 378, 355
- Perryman, M. A. C., Brown, A. G. A., Lebreton, Y. et al. 1998, A&A, 331, 81
- Weidemann, V. 2000, A&A, 363, 64