

astro-ph/0411728  
UMN-TH-2331/04  
FTPI-MINN-04/44  
November 2004

## Implications of a new temperature scale for halo dwarfs on LiBeB and chemical evolution

Brian D. Fields

*Center for Theoretical Astrophysics, Departments of Astronomy and of Physics  
University of Illinois, Urbana, IL 61801, USA*

Keith A. Olive

*William I. Fine Theoretical Physics Institute,  
University of Minnesota, Minneapolis, MN 55455, USA*

and

Elisabeth Vangioni-Flam

*Institut d'Astrophysique, 98 bis Boulevard Arago, Paris 75014, France*

### ABSTRACT

Big bang nucleosynthesis (BBN) and the cosmic baryon density from cosmic microwave background anisotropies together predict a primordial  ${}^7\text{Li}$  abundance a factor of 2–3 higher than that observed in galactic halo dwarf stars. A recent analysis of  ${}^7\text{Li}$  observations in halo stars, using significantly higher surface temperature for these stars, found a higher Li plateau abundance. These results go a long way towards resolving the discrepancy with BBN. Here, we examine the implications of the higher surface temperatures on the abundances of Be and B which are thought to have been produced in galactic cosmic-ray nucleosynthesis by spallation of CNO together with Li (produced in  $\alpha + \alpha$  collisions). While the Be abundance is not overly sensitive to the surface temperature, the derived B abundances and more importantly the derived oxygen abundances are very temperature dependent. If the new temperature scale is correct, the implied increased abundances of these elements poses a serious challenge to models of galactic cosmic ray nucleosynthesis and galactic chemical evolution.

*Subject headings:* nuclear reactions, nucleosynthesis, abundances — cosmic rays

## 1. Introduction

The WMAP-determination of the baryon density (Bennett et al. 2003; Spergel et al. 2003) allows for very accurate predictions of the abundances of the light element isotopes produced in big bang nucleosynthesis (BBN; Cyburt, Fields, & Olive 2003; Coc, Vangioni-Flam, Descouvemont, Adahchour, & Angulo 2004). While the overall comparison between these theoretical predictions and the observational determinations of the abundances of D,  $^4\text{He}$ , and  $^7\text{Li}$  are reasonably good, the theory tends to predict a higher  $^7\text{Li}$  abundance than is observed in the atmospheres of halo dwarf stars. This discrepancy is compounded when one takes into account the fact that some of the observed  $^7\text{Li}$  has been post-BBN processed in Galactic cosmic-ray nucleosynthesis as is evidenced by the observations of  $^6\text{Li}$ , Be and B in the same stars.

The WMAP best fit assuming a varying spectral index is  $\Omega_B h^2 = 0.0224 \pm 0.0009$  which is equivalent to  $\eta_{10, \text{CMB}} = 6.14 \pm 0.25$ , where  $\eta_{10} = 10^{10} \eta$ . This result is sensitive mostly to WMAP alone but does include CMB data on smaller angular scales (Sievers et al. 2003; Goldstein et al. 2003), Lyman  $\alpha$  forest data, and 2dF redshift survey data (Perival et al. 2001) on large angular scales. This result is very similar to the corresponding value obtained from combining WMAP with SDSS data and other CMB measurements, which gives  $\Omega_b h^2 = 0.0228^{+0.0010}_{-0.0008}$  (Tegmark et al. 2004) and corresponds to  $\eta_{10} = 6.25^{+0.27}_{-0.22}$ .

At the WMAP determined value for  $\eta$ ,  $\text{D}/\text{H} = (2.6 \pm 0.2) \times 10^{-5}$  (Cyburt, Fields, & Olive 2003; Cyburt 2004; Coc, Vangioni-Flam, Descouvemont, Adahchour, & Angulo 2004) which can be compared with the observed abundances in quasar absorption systems,  $\text{D}/\text{H} = (2.8 \pm 0.3) \times 10^{-5}$  (Burles & Tytler 1998a,b; OMeara et al. 2001; Kirkman et al. 2003; Pettini & Bowen 2001). Similarly, good agreement is found when comparing the predicted  $^4\text{He}$  abundance by mass of  $0.2485 \pm 0.0005$  (Cyburt, Fields, & Olive 2003; Cyburt 2004) and  $0.2479 \pm 0.0004$  (Coc, Vangioni-Flam, Descouvemont, Adahchour, & Angulo 2004) with the observationally determined abundance of  $0.2495 \pm 0.0092$  (Olive & Skillman 2001, 2004). The latter is based on a reanalysis of existing data by Izotov, Thuan, & Lipovetsky (1998, 2004), including effects of underlying stellar absorption. Unfortunately, the large observational error precludes a very discriminatory test using  $^4\text{He}$ .

In contrast, the BBN predicted value for  $^7\text{Li}/\text{H}$  is respectively  $(4.3 \pm 0.9) \times 10^{-10}$  (Cyburt, Fields, & Olive 2003; Cyburt 2004) and  $(4.15 \pm 0.5) \times 10^{-10}$  (Coc, Vangioni-Flam, Descouvemont, Adahchour, & Angulo 2004) and is significantly higher than all observational determinations of the  $^7\text{Li}$  abundance which have ranged in the area of  $1\text{-}2 \times 10^{-10}$ . Since the pioneering work of Spite & Spite (1982), who found a value  $[\text{Li}] \approx 2.1$  corre-

sponding<sup>1</sup> to  ${}^7\text{Li}/\text{H} \approx 1.2 \times 10^{-10}$  independent of  $\text{Fe}/\text{H}$  for  $[\text{Fe}/\text{H}] < -1.3$  and of surface temperature for  $T > 5500$  K, there have been many independent observations of Li confirming the existence of a plateau suggesting a primordial origin for  ${}^7\text{Li}$ . The Li abundance extracted from observations depends heavily on stellar models. In particular, the final Li abundance depends sensitively on the assumed surface temperature of the star, the surface gravity, and the metallicity. One of the first attempts at using a systematic set of stellar parameters utilized Balmer lines to obtain surface temperatures and found a very narrow plateau value of  $[\text{Li}] = 2.224 \pm 0.013$  (Molaro, Primas, & Bonifacio 1995). The small statistical error reflects the large number of stars observed and the lack of dispersion in the derived Li abundances. Shortly thereafter, the infrared flux method (IRFM) was applied to the Li data and new temperatures were derived yielding a similar value for the Li plateau,  $[\text{Li}] = 2.238 \pm 0.012 \pm 0.05$  (Bonifacio & Molaro 1997), where the second uncertainty is an estimate of the systematic error. These values correspond to  ${}^7\text{Li}/\text{H} = (1.7 \pm 0.1) \times 10^{-10}$ .

The narrowness of the Li plateau was confirmed by Ryan, Norris, & Beers (1999), who found  $[\text{Li}] = 2.12 \pm 0.02$ . More surprisingly however, their results indicated the presence of a slope of  $\text{Li}/\text{H}$  with respect to  $\text{Fe}/\text{H}$ . When numerous corrections for various systematic effects are accounted for, a Li abundance of  $1.2_{-0.3}^{+0.7} \times 10^{-10}$  was derived (Ryan, Beers, Olive, Fields, & Norris 2000).

Recent data (Bonifacio et al. 2002) with temperatures based on  $\text{H}\alpha$  lines (considered to give systematically high temperatures) yields  ${}^7\text{Li}/\text{H} = (2.19 \pm 0.28) \times 10^{-10}$ . These results are based on a globular cluster sample (NGC 6397). This result is consistent with previous Li measurements of the same cluster which gave  ${}^7\text{Li}/\text{H} = (1.91 \pm 0.44) \times 10^{-10}$  (Pasquini & Molaro 1996) and  ${}^7\text{Li}/\text{H} = (1.69 \pm 0.27) \times 10^{-10}$  (Thevenin et al. 2001). A related study (also of globular cluster stars) gives  ${}^7\text{Li}/\text{H} = (2.29 \pm 0.94) \times 10^{-10}$  (Bonifacio 2002). Note that recently, Beryllium has also been observed in this globular cluster, the abundance is  $\log(\text{Be}/\text{H}) = -12.35 \pm 0.2$ ; and is very similar to the abundance found in field halo stars of same metallicity (Pasquini et al. 2004). Finally, a set of Li observations based on 6104 Å lines (in contrast to the more common 6707 Å lines) implied a significantly higher  ${}^7\text{Li}$  abundance,  $[\text{Li}] \sim 2.5$  corresponding to  ${}^7\text{Li}/\text{H} \sim 3 \times 10^{-10}$  (Ford et al. 2002), cautioning however that the weakness of this line could cause the results to be unreliable.

With the possible exception of the Li abundance determined via the weak 6104 Å lines, all observations of Li lead to a serious discrepancy with the BBN predicted value. This discrepancy assumes that the Li abundance in the stellar sample reflects the initial abundance at the birth of the star. However, a possible source of systematic uncertainty comes from

---

<sup>1</sup> $[\text{Li}] = \log(\text{Li}/\text{H}) + 12$ .

the depletion of Li over the age of the Pop II stars. The atmospheric Li abundance will suffer depletion if the outer layers of the stars have been transported deep enough into the interior, and/or mixed with material from the hot interior; this may occur due to convection, rotational mixing, or diffusion. Standard stellar evolution models predict Li depletion factors which are very small ( $\sigma_{[\text{Li}]} < 0.05$  dex) in very metal-poor turnoff stars (Deliyannis, Demarque, & Kawaler 1990). However, there is no reason to believe that such simple models incorporate all effects which lead to depletion such as rotationally-induced mixing and/or diffusion. Current estimates for possible depletion factors are in the range  $\sim 0.2$ – $0.4$  dex (Vauclair & Charbonnel 1998; Pinsonneault et al. 1998, 2002; Richard, Michaud, & Richer 2004). As noted above, the data typically show negligible intrinsic spread in Li leading to the conclusion that depletion in these stars is as low as 0.1 dex.

Another potential source for systematic uncertainty lies in the BBN calculation of the  ${}^7\text{Li}$  abundance. The prediction for  ${}^7\text{Li}$  carries the largest uncertainty of the four light elements and stems from uncertainties in the nuclear rates. The effect of changing the yields of certain BBN reactions was recently considered by Coc, Vangioni-Flam, Descouvemont, Adahchour, & Angulo (2004). For example, an increase of either the  ${}^7\text{Li}(d, n){}^24\text{He}$  or  ${}^7\text{Be}(d, p){}^24\text{He}$  reactions by a factor of 100 would reduce the  ${}^7\text{Li}$  abundance by a factor of about 3. An experiment has been performed at Louvain la Neuve (Belgium) to measure the latter cross section, however no significant difference was found compared to previous data (C. Angulo, private communication 2004). The possibility of systematic errors in the  ${}^3\text{He}(\alpha, \gamma){}^7\text{Be}$  reaction, which is the only important  ${}^7\text{Li}$  production channel in BBN, was considered in detail in (Cyburt, Fields, & Olive 2004). The absolute value of the cross section for this key reaction is known relatively poorly both experimentally and theoretically. However, the agreement between the standard solar model and solar neutrino data thus provides additional constraints on variations in this cross section. Using the standard solar model of Bahcall (Bahcall, Pinsonneault, & Basu 2001), and recent solar neutrino data (Ahmed et al. 2004), one can exclude systematic variations of the magnitude needed to resolve the BBN  ${}^7\text{Li}$  problem at the  $\gtrsim 95\%$  CL (Cyburt, Fields, & Olive 2004). Thus the “nuclear fix” to the  ${}^7\text{Li}$  BBN problem is unlikely.

Finally, as noted above, another important source for systematic error is the assumed model stellar atmosphere. Its determination depends on a set of physical parameters and a model-dependent analysis of a stellar spectrum. While the dependence on metallicity is typically small, the surface gravity for hot stars can lead to an underestimate of up to 0.09 dex if  $\log g$  is overestimated by 0.5, though this effect is negligible in cooler stars. Typical uncertainties in  $\log g$  are  $\pm 0.1 - 0.3$ . The most important source for error is the surface temperature. Effective-temperature calibrations for stellar atmospheres can differ by up to 150–200 K, with higher temperatures resulting in estimated Li abundances which are higher

by  $\sim 0.08$  dex per 100 K. Thus accounting for a difference of 0.5 dex between BBN and the observations, would require a serious offset of the stellar parameters.

In this context, the recent work of Melendez & Ramirez (2004) is of particular interest. While the temperature shift used in the analysis of Melendez & Ramirez (2004) does not account for the entire BBN discrepancy, it does go a long way towards its resolution. Here, we study the impact of the new set of temperatures on the abundances of other related elements. Indeed,  ${}^7\text{Li}$  is also produced by non-thermal processes in the early Galaxy and afterwards: (i) in Galactic cosmic-ray nucleosynthesis (GCRN) and (ii) in neutrino spallation taking place during the supernova explosions.

The evidence for this comes from the related observation of Be and B. These elements are observed in the same halo stars (Gilmore et al. 1992; Boesgaard & King 1993; Boesgaard et al. 1999b; Molaro et al. 1997; Primas 1995; Primas et al. 1999), and serve as diagnostics of non-primordial lithium production. Specifically, the only known source for  ${}^9\text{Be}$  and  ${}^{10}\text{B}$  is GCRN. While  ${}^{11}\text{B}$  is also produced in GCRN, some  ${}^{11}\text{B}$  is produced by the  $\nu$ -process in Type II supernovae (Woosley et al. 1990; Olive et al. 1994; Vangioni-Flam et al. 1996). The theory of GCRN (Reeves, Fowler, & Hoyle 1970; Meneguzzi, Audouze, & Reeves 1971) is based on either fast protons and  $\alpha$ s in cosmic rays spalling C,N, and/or O in the interstellar medium (secondary GCRN) (Vangioni-Flam et al. 1990; Fields, Olive, & Schramm 1994; Fields & Olive 1999) or the inverse: fast CNO breaking up on ISM p's and  $\alpha$ s (primary GCRN; Cassé, Lehoucq, & Vangioni-Flam 1995; Vangioni-Flam, Ramaty, Olive, & Cassé 1998; Higdon, Lingenfelter, & Ramaty 1998; Ramaty & Lingenfelter 1999; Vangioni-Flam, Cassé, & Audouze 2000). As a consequence, in principle the chemical history of Be and B (as well as  ${}^6\text{Li}$  which is produced along with  ${}^7\text{Li}$  in  $\alpha + \alpha$  collisions) is better traced by the O/H abundance ratio rather than Fe/H. Both the abundances of B and O are also highly sensitive to the assumed surface temperature in hot halo stars. Thus any significant shift in the temperature, as reported by Melendez and Ramirez (2004), will have a strong impact on the chemical evolution of LiBeB, as well as the stellar and chemical evolution of Oxygen.

In what follows, we will briefly review the nucleosynthesis of LiBeB in the galaxy by cosmic rays and neutrinos. We then apply the new temperature scale of (Melendez & Ramirez 2004) to the available BeB and O data. The consequences of the shifted abundances are discussed in detail in section 4, where we also discuss the cosmic-ray nucleosynthesis models needed to describe the data. Our conclusions are given in section 5.

## 2. LiBeB Nucleosynthesis by Cosmic Rays and Neutrinos

LiBeB are the “orphans” of nucleosynthesis. Other than  ${}^7\text{Li}$ , these nuclides are not made in observable quantities in the big bang (Thomas, Schramm, Olive, & Fields 1993). Subsequent nucleosynthesis cannot take place in normal stellar burning phases, because these fragile nuclei are readily burned at stellar temperatures. LiBeB are thus thermodynamically disfavored, and in fact the bulk of stars are net sinks of LiBeB. Thus LiBeB synthesis does not proceed through thermonuclear processes, as is the case for essentially all other nuclides. Instead, LiBeB arise in nonthermal processes, specifically in two mechanisms: cosmic-ray nucleosynthesis, and the neutrino process.

Reeves, Fowler, & Hoyle (1970) first recognized that cosmic rays are an attractive source for LiBeB production, as cosmic rays have nonthermal, power law spectra, and are typically mildly relativistic. Cosmic ray propagation thus inevitably leads to energetic interactions with the interstellar medium (ISM)<sup>2</sup> yielding LiBeB in two ways. Spallation events produce *any* LiBeB nucleus  $\ell$  via the fragmentation of heavier nuclei, e.g.,  $p + \text{O} \rightarrow \ell + \dots$ . Note that spallation requires heavy elements (‘metals’) already be present in either the cosmic rays or the ISM. The other class of cosmic-ray–ISM reaction is fusion,  $\alpha + \alpha \rightarrow {}^{6,7}\text{Li} + \dots$  which only produces the lithium isotopes (Montmerle 1977; Steigman & Walker 1992). Note that this does not require any metals, since helium is always overwhelmingly primordial.

The neutrino process (Woosley et al. 1990; Olive et al. 1994; Vangioni-Flam et al. 1996) is another spallation interaction, one initiated by neutrinos and taking place in the envelopes of core-collapse supernovae. One of the two important reaction chains occurs in the carbon shell, where  ${}^{11}\text{B}$  (and  ${}^{11}\text{C}$ ) is produced by the removal of a nucleon from  ${}^{12}\text{C}$ , e.g.,  $\nu + {}^{12}\text{C} \rightarrow {}^{11}\text{B} + p$ ; some of this  ${}^{11}\text{B}$  survives the subsequent passage of the supernova shock (but the less-abundant  ${}^{10}\text{B}$  and  ${}^9\text{Be}$  do not). The other key reaction occurs in the helium shell, where mass-3 is produced by spallation of  ${}^4\text{He}$ , e.g.,  $\nu + \alpha \rightarrow {}^3\text{H} + p$ . This precedes the shock passage, during which mass-7 is produced via reactions such as  ${}^3\text{H}(\alpha, \gamma){}^7\text{Li}$ .

Note that in the neutrino process, the neutrinos are produced in the collapse and explosion, and the targets are nuclei made *in situ* during the prior evolutionary phases. Thus the  $\nu$ -process does not require pre-existing metals in the proto-supernova, and indeed the  ${}^7\text{Li}$  and  ${}^{11}\text{B}$  yields are essentially independent of the progenitor metallicity (Woosley & Weaver 1995).

If cosmic rays and neutrinos are the only Galactic sources of LiBeB, then  ${}^6\text{Li}$ ,  ${}^9\text{Be}$ ,  ${}^{10}\text{B}$

---

<sup>2</sup>Note that structure formation shocks may generate protogalactic cosmic rays as well (e.g., Miniati et al. 2002) which may also contribute to Li nucleosynthesis (Suzuki & Inoue 2002; Fields & Prodanović 2004).

are exclusively made by cosmic rays.  $^9\text{Be}$  and  $^{10}\text{B}$  require pre-existing metals in either the cosmic rays or the ISM, while  $^6\text{Li}$  does not. On the other hand,  $^7\text{Li}$  and  $^{11}\text{B}$  are made both by cosmic rays and the neutrino process. For  $^7\text{Li}$ , no metals are required for either mechanism, while for  $^{11}\text{B}$  metals are only required for cosmic rays.

It thus follows that LiBeB history, namely abundance growth with time and/or metallicity, depends on the relative contributions of cosmic rays and neutrinos. This in turn hangs upon the origin of cosmic rays, details of which are still under debate. In particular, beryllium (and  $^{10}\text{B}$ ) nucleosynthesis by cosmic rays depends on the nature and composition of the cosmic-ray source material which is accelerated to high energies. In the standard scenario, cosmic rays represent ISM material swept-up and accelerated by supernova blast waves. In this picture, cosmic rays have the same composition as the ISM. In this case, a metal-dependent species Be or B is created at a rate

$$d\text{Be}/dt \sim O\sigma_{p\text{O}\rightarrow\text{Be}}\Phi_p \quad (1)$$

But the cosmic-ray flux  $\Phi_p$  is itself set by a balance between supernova production and escape, and thus should scale with the rate of cosmic ray sources, i.e., the supernova rate  $dN_{\text{SN}}/dt$ . Moreover, since supernovae are the dominant oxygen source, then  $\Phi_p \propto dN_{\text{SN}}/dt \propto d\text{O}/dt$ . Thus we have

$$d\text{Be}/dt \sim O d\text{O}/dt \Rightarrow ^9\text{Be} \propto O^2 \quad (2)$$

i.e., a quadratic dependence on metallicity, also known as a “secondary” behavior due to the need for pre-existing metals.

On the other hand, it has been proposed that the bulk of cosmic rays are not accelerated in the general ISM, but rather in the rarefied, metal-rich interiors of superbubbles (Cassé, Lehoucq, & Vangioni-Flam 1995; Parizot & Drury 1999). These regions are the site of multiple, overlapping supernova remnants, and thus one expects their hot interiors to be dominated by supernova ejecta. This would mean that the superbubble composition is enriched in metals, but just as important, the metallicity would be essentially independent of the global ISM metallicity. Thus, any cosmic rays which are accelerated in superbubble interiors would have a composition which is both metal-rich and time-independent. This alters the Be metallicity scaling, since production is now dominated by the inverse kinematics of cosmic ray metals on ISM hydrogen, and we have

$$d\text{Be}/dt \sim O_{\text{CR}}\sigma_{p\text{O}\rightarrow\text{Be}}\Phi_p \sim d\text{O}/dt \Rightarrow ^9\text{Be} \propto O \quad (3)$$

a linear dependence. This weaker dependence reflects the metal-independent “primary” nature of Be production in this case.

Indeed, when Hubble and Keck observations ( and subsequent observations from the VLT) of BeB vs Fe were performed, the necessity of a primary component became apparent. The existence of intense fluxes of fast C,O and alpha nuclei in the early Galaxy is now unescapable. This low-energy-component (LEC) is physically linked to the superbubble scenario (Parizot & Drury (1999)). In this context, fast nuclei with hard energy spectra at low energies collide the interstellar medium to produce LiBeB that correspond to primary production.

In general, we expect some combination of primary and secondary cosmic-ray nucleosynthesis to operate (e.g., we expect some supernovae to explode in superbubbles, and some in the normal ISM). We thus expect both primary and secondary components of BeB. It in turn follows that in the early Galaxy, below some characteristic metallicity scale, the primary process should dominate, while at later epochs the secondary process dominates. Observationally, we expect a change of slope in the Be versus O scaling, going from linear at low metallicity to quadratic at high metallicity. The change should occur at the metallicity at which each component contributes equally (Fields et al. 2000); we refer to this as the “break point”  $Z_{\text{eq}}$ . Note that both Li isotopes and  $^{11}\text{B}$  always have primary sources, and thus expect these to grow linearly with metallicity in the early Galaxy regardless of the nature of the cosmic ray composition. Thus, it is only the Be-O trend which probes the dominant site of cosmic ray origin.

Fields et al. (2000) analyzed BeB data extensively to search for these predicted trends, and to attempt to quantify the primary to secondary transition. These authors found that the break point metallicity depends on the temperature scale used to derive BeB and O abundances, and the dataset used. Results spanned a range from  $[\text{O}/\text{H}]_{\text{eq}} = -1.94$  to  $[\text{O}/\text{H}]_{\text{eq}} = -1.35$ . Note that recent measurements (Primas et al. 2000a,b) of  $^9\text{Be}$  at very low metallicity giving a high abundance of this element should move  $Z_{\text{eq}}$  towards higher values. As we will see, the new temperature scale has an even more drastic effect on our picture of LiBeB evolution.

### 3. A new temperature scale

The surface temperature is one of the key stellar input parameters needed to extract abundances from spectral observations. As abundances can be very sensitive to the assumed temperature, the lack of a standard to obtain temperatures is a large source of systematic uncertainty in stellar abundances. As the surface temperature of hot halo stars can not be determined directly, indirect methods must be employed. These include the use of Balmer lines  $\text{H}\alpha$  through  $\text{H}\delta$  (Fuhrmann, Axer, & Gehren 1993; Axer, Fuhrmann, & Gehren 1994),



the IRFM (Alonso, Arribas, & Martinez-Roger 1996a), and  $H\alpha$  lines alone (Gratton et al. 2001).

In order to understand the origin of the LiBeB isotopes, their abundance trends with metallicity (O/H or Fe/H) must be obtained with some degree of certainty. Unfortunately, because of the lack of a standard for stellar input parameters, the literature data on the abundance data for these elements must be treated with care. Previously (Fields et al. 2000), we recompiled the data for Be and B assuming a common set of temperatures, surface gravities and metallicities based on the Balmer line method, the IRFM, and a recalibration of the IRFM (Alonso, Arribas, & Martinez-Roger 1996b). A similar recalibration was performed for O/H which is also very sensitive to the stellar input parameters. Among the goals of that work was to test specifically for the primary vs secondary production of Be and B. A similar study was undertaken by King (2001).

Recently, using new spectroscopic and photometric surveys, Melendez & Ramirez (2004) have determined an improved IRFM for a large number of stars which are of interest in studying LiBeB abundances. The new temperature scale (which we will refer to as MR) was applied directly to the question of  ${}^7\text{Li}$  abundances and compared with previous results (Ryan, Norris, & Beers 1999). The new results (Melendez & Ramirez 2004) find virtually no scatter in the  ${}^7\text{Li}$  abundances supporting the existence of a primordial plateau for  ${}^7\text{Li}$  with a higher abundance,  $[\text{Li}] = 2.37 \pm 0.06$  corresponding to  ${}^7\text{Li}/\text{H} = (2.34 \pm 0.32) \times 10^{-10}$ . While this value eases the discrepancy between the BBN prediction, it is still about a factor of 2 smaller. Unlike the data of Ryan, Norris, & Beers (1999), the recent sample shows no trend of  ${}^7\text{Li}$  with respect to either temperature or Fe/H. We will discuss the implications of this lack of trend in the context of GCRN below. The overall increase in the  ${}^7\text{Li}$  abundance was argued to be directly related to the systematically higher temperatures assumed. Indeed, the slope of  $[\text{Li}]$  vs.  $[\text{Fe}/\text{H}]$  was erased because the improved IRFM temperatures are systematically higher at low metallicity than the temperatures used in Ryan, Norris, & Beers (1999).

We expect that a new temperature scale will have a significant impact on the abundances of other elements. While the Be abundance is not overly sensitive to the assumed surface temperature, the abundances of B and O are very sensitive to the choice of a temperature scale. For example, a change in temperature of 100 K leads approximately to a change in the B abundance of 0.12 dex. Thus a 200 K increase in the surface temperature would increase a derived boron abundance by nearly a factor of 2. Similarly, a 100K change in temperature leads to roughly a 0.2 dex change in the oxygen abundance. In contrast, the beryllium abundance changes by only 0.02 - 0.04 dex for a 100K change in temperature. This is particularly important since the predicted ratios of elements such as B to Be can be traced back directly to their cross-sections and thus are largely model independent.

However, as noted above, the abundance of the LiBeB elements is not our only concern. In order to model the data in the context of GCRN, we must have consistent metallicity tracers such as Fe/H and O/H. Previously (Fields et al. 2000), we noted a specific troublesome example: that of the star BD 3° 740. From the Balmer line method (Fuhrmann, Axer, & Gehren 1993; Axer, Fuhrmann, & Gehren 1994), the star has derived parameters ( $T_{\text{eff}}, \log g, [\text{Fe}/\text{H}] = (6264, 3.72, -2.36)$ ). The beryllium and oxygen abundances for this star are (Boesgaard & King 1993; Boesgaard et al. 1999b)  $[\text{Be}/\text{H}] = -13.36$ ,  $[\text{B}/\text{H}] = -10.43$ , and  $[\text{O}/\text{H}] = -1.74$  when adjusted for these stellar parameters. In contrast, the stellar parameters from the IRFM (Alonso, Arribas, & Martinez-Roger 1996a) are (6110, 3.73, -2.01) with corresponding Be, B and O abundances of -13.44, -10.24, and -2.05. With a recalibrated IRFM, the following parameters are found (García-López et al. 1998), (6295, 4.00, -3.00). For these choices, we have  $[\text{Be}/\text{H}] = -13.25$ ,  $[\text{B}/\text{H}] = -10.98$ , and  $[\text{O}/\text{H}] = -1.90$ . Based on the new work (Melendez & Ramirez 2004), using (6443, 3.76, -2.68), we find  $[\text{Be}/\text{H}] = -13.25$ ,  $[\text{B}/\text{H}] = -10.55$ , and  $[\text{O}/\text{H}] = -1.76$ . Notice the extremely large range in assumed metallicities and the difference in the temperatures. These differences are exemplified in Figure 1 where we plot the temperatures and metallicities of 25 stars with parameters taken from the IRFM (Alonso, Arribas, & Martinez-Roger 1996a) and the work of Melendez & Ramirez (2004). One can clearly see the systematically higher temperatures associated with the MR scale. Clearly this type of systematic uncertainty makes it very difficult to draw firm conclusions on the evolution of the LiBeB elements.

In what follows, we will make use of the new temperature scale (Melendez & Ramirez 2004) and rederive the abundance of Be, B, and O for those stars appearing in the compilation of Melendez & Ramirez (2004). We then compare the new abundances with models of GCRN.

## 4. Results

We present analysis of LiBeB, and O/Fe trends in light of the new halo star temperature scale. We first present results of model-independent fitting procedures, then we compare the data to the results of GCRN models.

### 4.1. Data Fits

As discussed in section 2, of key importance towards the understanding of the origin of the LiBeB elements, is their evolution with respect to metallicity. In particular, we will be interested in the trends of Be/H, B/H, B/Be vs. Fe/H and O/H. Unfortunately, we will be

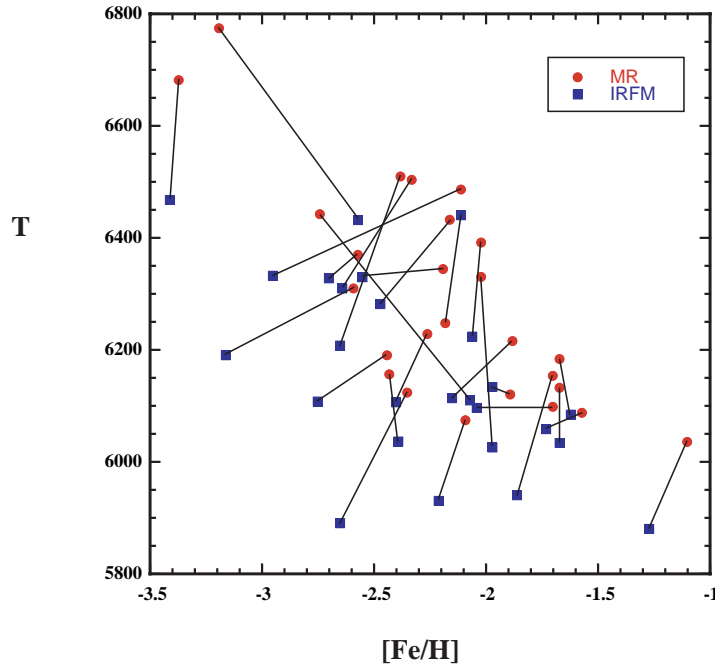


Fig. 1.— The surface temperature plotted versus  $[\text{Fe}/\text{H}]$  for 25 halo stars. IRFM parameters from Alonso, Arribas, & Martinez-Roger (1996a) are shown as filled squares and parameters from Melendez & Ramirez (2004) are shown as filled circles. Lines are shown connecting the parameter choices for each star.

able to use only a subset of the available data on Be, B, and O for which we have stellar input parameters derived in Melendez & Ramirez (2004). This allows us to consider the abundances of Be in 14 stars, B in only 3 stars, and O/H in 13 stars.

The evolution of the oxygen abundance, particularly O/Fe, has been the subject of considerable controversy (Melendez, Barbuy, & Spite 2001; Israelian, García-López, & Rebolo 1998; Boesgaard et al. 1999a; Fulbright & Kraft 1999; Israelian et al. 2001; Nissen et al. 1994), which we do not intend to partake in here. We do note that the oxygen abundances based on the MR temperature scale (Melendez & Ramirez 2004) are on the average 0.25 dex higher than the oxygen abundances derived using the IRFM as tabulated in Alonso, Arribas, & Martinez-Roger (1996a). The affect on the oxygen abundances is shown in Fig. 2. While the derived value of  $[\text{O}/\text{H}]$  is not very sensitive to  $[\text{Fe}/\text{H}]$ , clearly the value of  $[\text{O}/\text{Fe}]$  is. Thus in Fig. 2, the increase in O/H is sometimes masked by an increase in  $[\text{Fe}/\text{H}]$ .

The higher O/H abundances further compounds the problem associated with high O/Fe ratios at low Fe/H in chemical evolutionary models with standard yields of type II super-

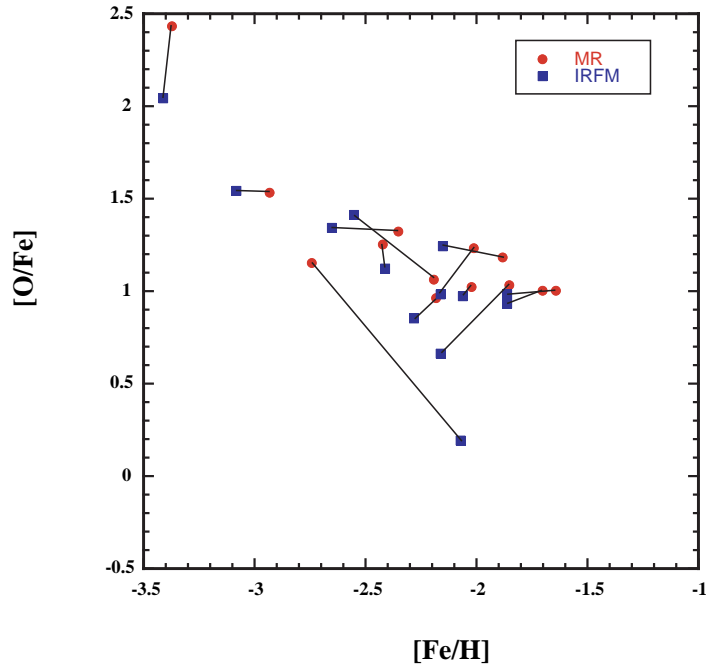


Fig. 2.— The abundance ratio  $[O/Fe]$  versus  $[Fe/H]$  for 13 halo stars. IRFM parameters from Alonso, Arribas, & Martinez-Roger (1996a) are shown as filled squares and parameters from Melendez & Ramirez (2004) are shown as filled circles. Lines are shown connecting the abundances for each star.

novae at low metallicity. In stellar models employing standard supernova yields, one obtains  $[O/Fe]$  abundances which are typically flat at low metallicity with values of  $[O/Fe] \approx 0.5 - 0.6$ ; however, the precise value depends on the initial masses and metallicities of stars (Woosley & Weaver 1995). Oxygen abundances based on OH lines have shown rising  $[O/Fe]$  with decreasing  $[Fe/H]$  which could possibly be explained by a diminished Fe yield at low metallicity. The subset of points considered here, has a relatively large (negative) slope for  $[O/Fe]$  vs  $[Fe/H]$ . While the full set of IRFM data for 27 stars considered in Fields et al. (2000) gave a slope of  $-0.44 \pm 0.10$ , the subset of 13 stars considered here (with MR parameters) yield a much large slope for  $[O/Fe]$  vs  $[Fe/H]$  ( $-0.89 \pm 0.22$ ) using IRFM parameters. This is largely due to the absence of stars with metallicity  $[Fe/H] = -1.5$  to  $-1.0$  which generally soften the derived slope. The analysis of King (2001) found a lower but non-zero slope of  $-0.25$ . In contrast, the newly analyzed data considered here shows a lower slope for  $[O/Fe]$  vs  $[Fe/H]$  ( $-0.66 \pm 0.24$ ). The increased oxygen abundances in absolute terms will present a challenge to both supernova and chemical evolution models.

As discussed above, the Beryllium abundances are not overly affected by the change

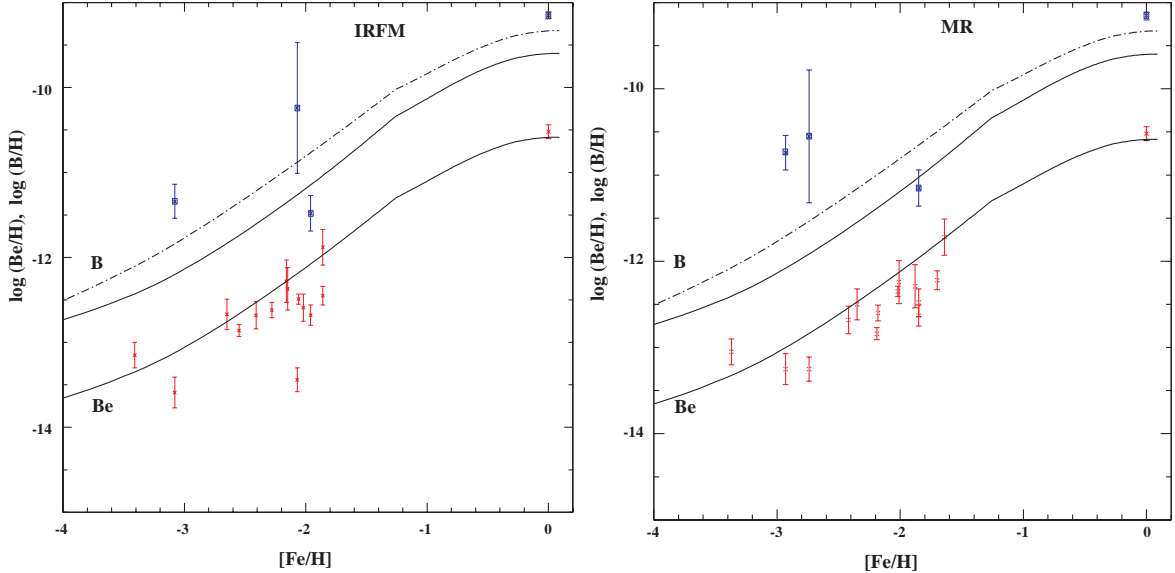


Fig. 3.— The abundance evolution of  $\log(\text{Be}/\text{H})$  and  $\log(\text{B}/\text{H})$  with respect to  $[\text{Fe}/\text{H}]$  for 14 halo stars. In the left panel, the data points are based on the IRFM parameters from Alonso, Arribas, & Martinez-Roger (1996a). In the right panel, abundances are based on MR parameters from Melendez & Ramirez (2004). The square (blue) points correspond to the boron data and the crosses (red points) to the beryllium data. The solid curves represent the evolution of these two elements taking into account the secondary and primary RCG processes (see text). The dashed curve shows the boron evolution including the neutrino process .

in the temperature scale. In Fig. 3, we plot the Be data vs  $[\text{Fe}/\text{H}]$ . In the left panel, we show the data based on the IRFM, and on the right the data based on MR for the 14 stars with both MR parameters and measured Be abundances. There is a systematic shift in the data towards higher metallicity (which is also seen in Fig. 1 by comparing the positively sloped connecting lines to the negatively sloped ones). We also note that at low metallicity, the MR data seem to show a plateau at very low metallicity ( $[\text{Fe}/\text{H}] < -2.5$ ) at  $[\text{Be}/\text{H}] = -13.0 - -13.2$ , though the poor statistics does not allow one to draw a definite conclusion. Furthermore, the plateau is more apparent due to the shift in one point (corresponding to BD -13 3442) which shows an increase in Be of 0.35 dex due in part to the increased temperature (6159 to 6484) and to the increase in surface gravity (3.5 to 3.98).

Using all of the available data based on 25 stars, the IRFM scale implied a slope for Be vs Fe of  $1.19 \pm 0.10$  (Fields et al. 2000) characteristic of primary GCRN with respect to  $[\text{Fe}/\text{H}]$ . When we limit the IRFM sample to the 14 stars with MR parameters, the slope is reduced

to  $0.83 \pm 0.15$  and is similar to the slope for the same 14 points using MR parameters ( $0.92 \pm 0.18$ ). While the average Be abundance was shifted up by 0.12 dex, the average increase in Fe/H leaves the slope more or less unchanged.

Unfortunately only 3 of the 15 low metallicity stars with observed B are included in the MR sample. These are also plotted in both Figs. 3. In addition to being very sensitive to temperature, the derived boron abundance is also very sensitive to metallicity. The 3 stars show changes in [B/H] of 0.33, -0.31, and 0.60 with shifts in [Fe/H] of 0.11, -0.67, and 0.15 respectively. When corrected for the shift in metallicity and surface gravity, the average shift in B/H is about 0.3 dex due to the new temperature scale. The same 3 points show shift in O/H of 0.68, 0.29, and 0.14. The relatively small change in the 3rd point (BD -13 3442 discussed above) is due to a cancellation in the shift due to temperature and that from the large change in surface gravity. Because we use B abundances from only three stars, it is not meaningful at this time to perform fits of B with respect to either Fe/H or O/H.

#### 4.2. Cosmic-Ray Nucleosynthesis Models

We now confront GCRN models with the new BeB–OFe trends. Because the Be data most certainly show a linear trend with respect to Fe/H at low metallicity we illustrate the impact of the new data in two ways. To begin with we present a model (Vangioni-Flam, Ramaty, Olive, & Cassé 1998) which includes a primary component of metal-rich particles with a composition of  $60 - 100M_{\odot}$  stars, presumably found in superbubble interiors, which dominate LiBeB synthesis in the early Galaxy, in addition the standard GCR component. Below we also consider a standard GCRN model, with a non-constant [O/Fe] vs [Fe/H] relation. In both cases, the GCRN models are accompanied by the  $\nu$ -process synthesis of  ${}^7\text{Li}$  and  ${}^{11}\text{B}$ .

In Fig. 3, we show a model curve for the GCRN evolution of Be with respect to [Fe/H] which includes the LEC. This model combines secondary and primary processes as explained above, with the same prescriptions used in (Vangioni-Flam, Ramaty, Olive, & Cassé 1998). The dashed line shows the effect of adding the neutrino-process contribution to boron. As one can see, the model does a reasonably good job describing the Be data using either the IRFM or MR parameters, since Be is the least affected by the choice of temperature scale. In contrast, the B data has shifted upwards, but it is difficult to draw firm conclusions based on three points. If the trend persists with the remaining B data, we would expect large B/Be ratios at low metallicities. This is a trend not predicted in the CGRN + LEC model.

As argued in (Fields & Olive 1999; Fields et al. 2000), a better way to determine the

primary vs secondary nature of GCRN is to track the evolution of Be relative to O/H. This is shown in Fig. 4. Again, the IRFM data is plotted on the left and MR data on the right. The full set of 24 points based on the IRFM (Fields et al. 2000) gave a slope of  $1.80 \pm 0.17$ . This slope is more characteristic of secondary GCRN and the cross-over between primary and secondary was determined to be at  $[O/H]_{eq} = -1.88$ . When limited to the 13 points with MR parameters, this slope was reduced to  $1.51 \pm 0.36$  with a cross-over at  $[O/H]_{eq} = -1.59$ . However, when the MR parameters are used, the slope drops to  $1.36 \pm 0.27$  and the cross over occurs at  $[O/H]_{eq} \approx -1.4$ , and signals a greater role for primary nucleosynthesis. However, as one can see, the models have a difficult time tracking the data due to the enhanced O/H abundances. This is true for the IRFM data and accentuated in the MR data. In this context, to improve this evolution it is required to modify oxygen yields in massive stars, specifically at low metallicity.

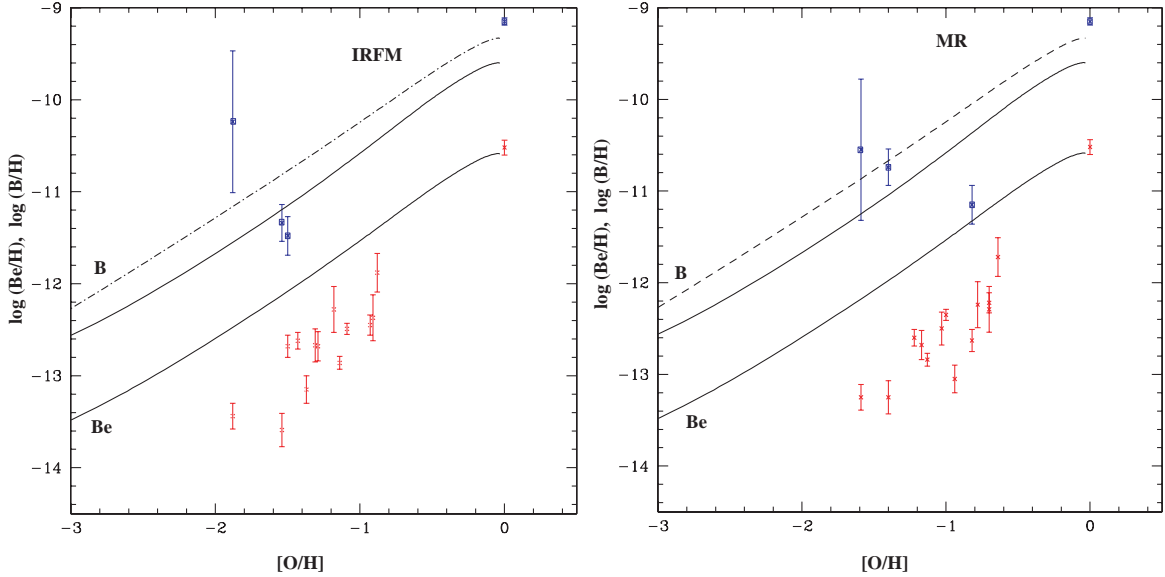


Fig. 4.— As figure 3 with data and models shown as a function of  $[O/H]$ .

The models shown in Figs. 3 and 4 were constructed using stellar nucleosynthesis yields which produce a flat relation between  $[O/Fe]$  and  $[Fe/H]$  at low metallicity. As discussed above, the data do not respect this relation and this is the main reason the models seem to overproduce  ${}^9\text{Be}$  when plotted against  $[O/H]$ . In fact, they are underproducing  $[O/H]$  for a given  $[Fe/H]$ . Since Fe yields are notoriously more uncertain than O yields, we have also constructed a set of models in which the iron yields in Type II supernovae are reduced relative to the values in Woosley & Weaver (1995). In these models, the iron yields are set by the oxygen production so as to fit the O/Fe trend in consideration.

In Figs. 5 and 6 we show the corresponding models as a function of  $[\text{Fe}/\text{H}]$  and  $[\text{O}/\text{H}]$  respectively. Using the determined relation between  $[\text{O}/\text{Fe}]$  vs  $[\text{Fe}/\text{H}]$  for each of the data sets discussed above, we see that standard GCRN can describe both the Be dependence versus  $[\text{Fe}/\text{H}]$  and  $[\text{O}/\text{H}]$ . Note however, that the employed fits of  $[\text{O}/\text{Fe}]$ , are only applicable at very low metallicity and can not be extrapolated to  $[\text{Fe}/\text{H}] = 0$ . Indeed at  $[\text{Fe}/\text{H}] = 0$ , both the IRFM and MR fits would yield subsolar oxygen abundances. In the case of the IRFM, an extended range of data is available (yielding a milder slope for  $[\text{O}/\text{Fe}]$  vs  $[\text{Fe}/\text{H}]$ ) and as such can be extended to higher metallicity. In the case of the MR data, it would be very useful to have a more complete sample of stellar parameters for those stars with Be, B and O abundances to test both the  $[\text{O}/\text{Fe}]$  vs  $[\text{Fe}/\text{H}]$  relation and the need of a primary source for GCRN.

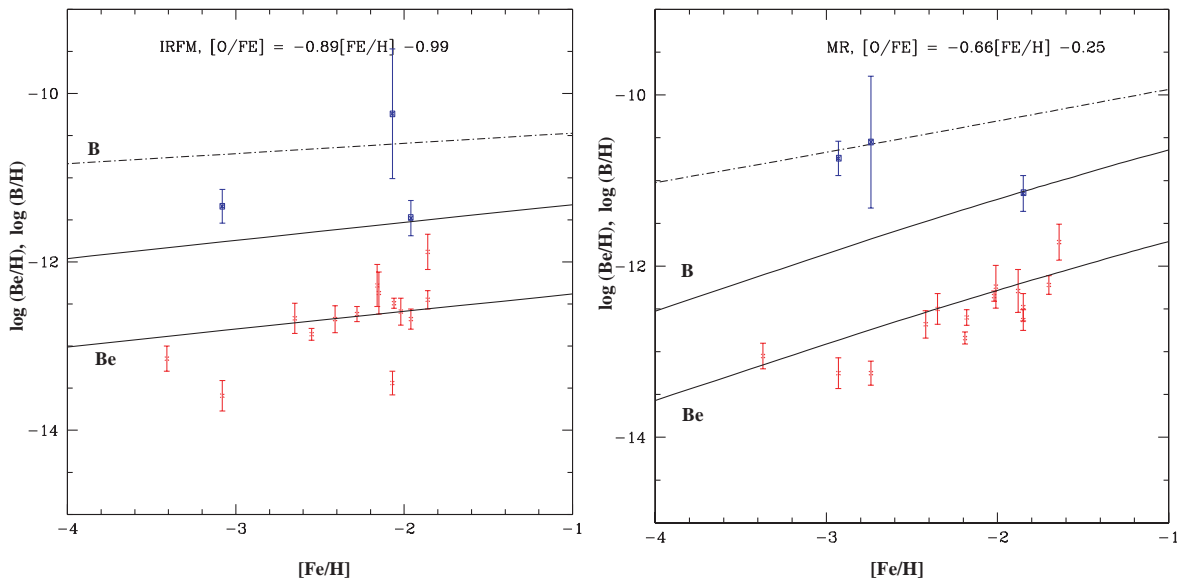


Fig. 5.— As in Figure 3 but with Fe yields adjusted so as to insure the derived relation between  $[\text{O}/\text{Fe}]$  and  $[\text{Fe}/\text{H}]$ .

Finally, we comment on the post-BBN production of Li. Invariably, the increase in Li due to GCRN and the  $\nu$ -process will lead to a slope in the relation between  $\log(\text{Li}/\text{H})$  and  $[\text{Fe}/\text{H}]$  which depends on the primordial value of Li (recall that these quantities are the logs of abundances). The slope found in the data of Ryan, Norris, & Beers (1999) was marginally consistent with model calculations as discussed in (Ryan, Beers, Olive, Fields, & Norris 2000). For example, a log slope of  $d \log \text{Li} / d \log \text{Fe} = 0.037 - 0.074$  was found assuming  ${}^7\text{Li}/\text{H}_p = 0.9 - 1.9 \times 10^{-10}$ . For small slopes, the log slope is roughly inversely proportion to the primordial Li abundance. At the large end of the range, a slope of 0.074



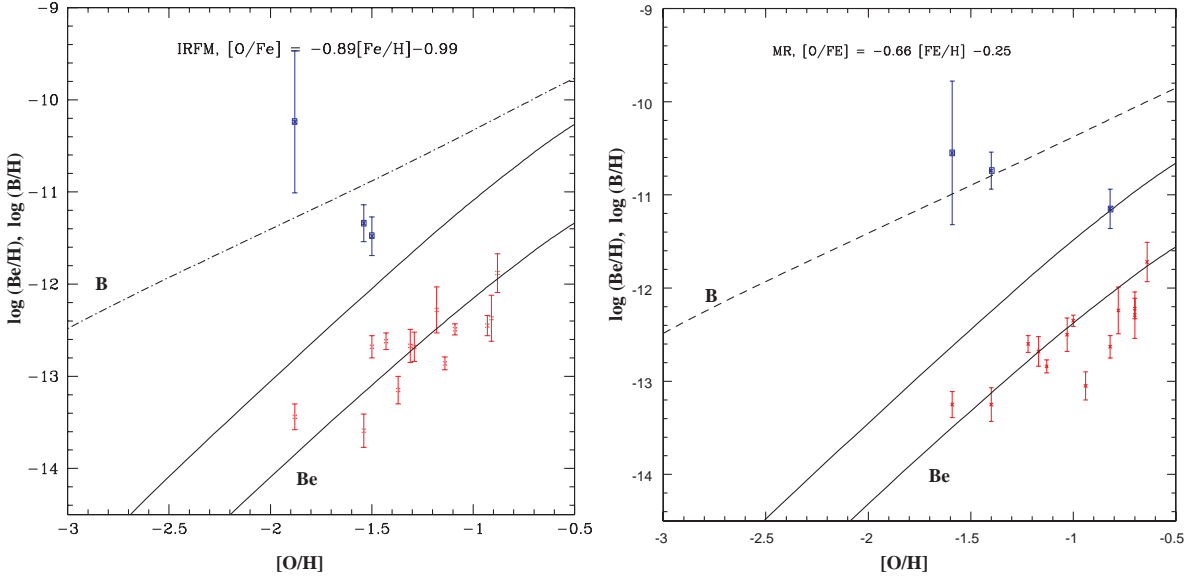


Fig. 6.— As in Figure 5 with data and models shown as a function of  $[\text{O}/\text{H}]$ .

over a metallicity range of  $[\text{Fe}/\text{H}]$  from -3 to -1 would correspond to a change in  $\log(\text{Li}/\text{H})$  of about 0.15 dex which is larger than the observational uncertainty. However, for a primordial abundance of  $2.34 \times 10^{-10}$  the slope drops to 0.03 and for the BBN value of  $4.3 \times 10^{-10}$ , it becomes 0.016. These are both too small to be observed as the overall increase in Li is the observational error of individual points. Thus, it is not a surprise that the MR data do not show a slope for Li with respect to  $[\text{Fe}/\text{H}]$ .

In the models considered here, we find a slightly larger log slope due in part to the enhanced primary component of the LEC model. Our slope is further enhanced (relative to Ryan, Beers, Olive, Fields, & Norris (2000)) as the  $\nu$ -process in these models plays a more important role due to the enhanced B abundances with MR parameters. In fact, the slope is in fact not constant, but increases with metallicity. In the metallicity range,  $[\text{Fe}/\text{H}] = -2$  to -1, we would expect an increase which is large enough to be observable beyond individual scatter. Most of the Li data analyzed by Melendez & Ramirez (2004), lies at  $[\text{Fe}/\text{H}] < -1.5$ , so it would be difficult to claim evidence for the enhanced primary component in Li at this time.

## 5. Summary

${}^7\text{Li}$  plays a key role as a bridge between big bang nucleosynthesis and galactic cosmic ray nucleosynthesis. At present, there is a significant discrepancy between the BBN-predicted  ${}^7\text{Li}$  abundance assuming a baryon density consistent with the concordance model derived from observations of anisotropies in the microwave background, and the abundance determined from the observations of  ${}^7\text{Li}$  in the atmospheres of halo stars. The discrepancy is large enough ( a factor of 2 – 3), that it appears unlikely to be resolved at the level of the nuclear physics inputs to BBN calculations. The remaining conventional options (i.e., not invoking physics beyond the Standard Model) are an adjustment of the stellar input parameters needed to extract a  ${}^7\text{Li}$  abundance from observations, or stellar depletion of  ${}^7\text{Li}$ . Stellar depletion certainly remains a possibility, though models must be constructed to avoid dispersion in the  ${}^7\text{Li}$  abundances over a wide range of stellar parameters.

Motivated by the recent analysis of Melendez & Ramirez (2004) who argue for a revised temperature scale for low metallicity plateau stars, we have explored the consequences of the MR temperature scale on the post BBN production of  ${}^7\text{Li}$  in association with the production of Be and B in galactic cosmic ray nucleosynthesis. Melendez & Ramirez (2004) have argued that the surface temperatures of low metallicity halo stars have been systematically underestimated. As a consequence, they revise upwards the observed abundance of  ${}^7\text{Li}$ . While this shift in  ${}^7\text{Li}/\text{H}$  does not completely resolve the problem, the discrepancy is reduced to less than a factor of two and is within  $2\text{-}\sigma$  of the BBN prediction.

In addition to  ${}^7\text{Li}$ , both Be and B are also observed in many of the same halo stars. As such, any revision to the set of stellar parameters used to obtain element abundances which affect  ${}^7\text{Li}$  will also affect Be and B. Furthermore, since the BeB elements are produced in spallation processes which involve CNO, the oxygen abundance (used here as a tracer of metallicity) is of interest and is also affected by the change in stellar parameters.

In this paper, we have considered the effects of the new temperature scale proposed by Melendez & Ramirez (2004) on the abundances of Be/H, B/H, and O/H. While the Be abundances are not overly affected by the shift to higher temperatures, the B and O abundances are very sensitive to the assumed input temperature. As such, we find that B abundances and in particular, B/Be abundance ratios are significantly higher at low metallicity than in previous considerations. A more complete compilation of stellar parameters, particularly for the low metallicity stars with observed B, will be a key towards distinguishing models of cosmic ray nucleosynthesis. In particular, models in which a strong primary component based on low energy cosmic rays found in the vicinity of superbubbles, do not predict enhancements of B/Be at low metallicity, in contrast to secondary models of GCRN when combined with the primary production of B through the  $\nu$ -process.

Perhaps a more delicate question concerns the O/H abundances found in halo stars. In previous surveys (based on OH lines), [O/Fe] abundances were seen to rise moderately at low metallicity. An enhancement of stellar temperatures, particularly when the enhancement is systematically high at low metallicity would imply a sharper increase in [O/Fe] at low metallicity. Standard chemical evolution models based on published yields of O and Fe (eg. from (Woosley & Weaver 1995)) can not account for the increased O/Fe ratio. This is apparent in our attempts to model the evolution of Be using standard yields. If high mass and low metallicity stars produce significantly less Fe than their higher metallicity counterparts, the evolution of Be and B versus both O/H and Fe/H can be successfully modeled.

Adjusting the stellar input parameters (primarily the surface temperature) has the potential for resolving the  ${}^7\text{Li}$  problem. We have shown that such an adjustment has important consequences for Be and B evolution in the early Galaxy, as well as the O/Fe ratio. In particular, a steep O/Fe trend at low metallicities is suggested by the MR temperature scale which places demands on Fe and/or O supernova yields, and in turn challenges models with a strong primary component of Be as well as supernova and nonthermal nucleosynthesis models. However, we believe that this avenue for pursuing the  ${}^7\text{Li}$  problem is encouraging, and significant progress can be made by a thorough and systematic reexamination of the existing Be, B, and O abundances in low metallicity halo stars.

### Acknowledgments

The work of K.A.O. was partially supported by DOE grant DE-FG02-94ER-40823. The work of B.D.F. was supported by the National Science Foundation under grant AST-0092939. The work of E.V.F. was partially supported by PICS 1076 USA/CNRS.

### REFERENCES

- Ahmed, S. N., *et al.* [SNO Collaboration], 2004, Phys. Rev. Lett. , 92, 181301
- Alonso, A., Arribas, S., & Martinez-Roger, C. 1996a, A & AS, 117, 227
- Alonso, A., Arribas, S., & Martinez-Roger, C. 1996b, A & A, 313, 873
- Axer, M., Fuhrmann, K., & Gehren, T. 1994, A & A, 291, 895
- Bahcall, J.N., Pinsonneault, M.H., & Basu, S. 2001, ApJ, 555, 990
- Bennett, C.L., *et al.* 2003, ApJS, 148, 1

- Boesgaard, A.M., King, J.R., Deliyannis, C.P., & Vogt, S.S. 1999a, AJ, 117, 492
- Boesgaard A. & King J.R. 1993, AJ, 106, 2309
- Boesgaard, A.M., Deliyannis, C.P., King, J.R., Ryan, S.G., Vogt, S.S., & Beers, T.C. 1999b, AJ, 117, 1549
- Bonifacio, P. 2002, AA 395, 515
- Bonifacio, P. & Molaro, P. 1997, MNRAS, 285, 847
- Bonifacio, P., *et al.* 2002, A&A, 390, 91
- Burles, S. & Tytler, D. 1998a, ApJ, 499, 699
- Burles, S. & Tytler, D. 1998b, ApJ, 507, 732
- Cassé, M., Lehoucq, R., & Vangioni-Flam, E. 1995, Nature, 373, 38
- Coc, A., Vangioni-Flam, E., Descouvemont, P., Adahchour, A., & Angulo, C. 2004, ApJ, 600, 544
- Cyburt, R.H., Fields, B.D., & Olive, K.A. 2003, Phys. Lett., B567, 227
- Cyburt, R.H. 2004, Phys Rev D, 70, 023505
- Cyburt, R.H., Fields, B.D., & Olive, K.A. 2004, Phys Rev D, 69, 123519
- Deliyannis, C.P., Demarque, P., & Kawaler, S.D. 1990, ApJSupp, 73, 21
- Duncan, D., Primas, F., Rebull, L.M., Boesgaard, A.M., Deliyannis, C.P., Hobbs, L.M., King., & Ryan, S.G. 1997, ApJ 488, 338
- Fields, B.D., & Olive, K.A. 1999, ApJ, 516, 797
- Fields, B.D., Olive, K.A., & Schramm, D.N. 1994, ApJ, 435, 185
- Fields, B.D., Olive, K.A., Vangioni-Flam, E., & Cassé, M. 2000 ApJ, 540, 930
- Fields, B.D. & Prodanović, T., 2004, ApJ, submitted
- Ford A., *et al.*, 2002, A&A, 393, 617
- Fuhrmann, K., Axer, M., & Gehren, T. 1993, A&A, 271, 451
- Fulbright, J.P., & Kraft, R.P. 1999, AJ, 118, 527

- García-López, R.J., *et al.*, 1998, ApJ, 500, 241
- Gilmore, G., Gustafsson, B., Edvardsson, B. & Nissen, P.E. 1992, Nature 357, 379
- Goldstein, J. H., *et al.* 2003, ApJ, 599, 773
- Gratton, R.G., *et al.*, 2001, A&A, 369, 87
- Higdon, B., Lingenfelter, R.E., & Ramaty, R. 1998, ApJ, 509, L33
- Israelian, G., *et al.*, 2001, ApJ, 551, 833.
- Israelian, G., García-López, R.J., & Rebolo, R. 1998, ApJ, 507, 805
- Izotov, Y. I., & Thuan, T. X. 1998, ApJ, 500, 188
- Izotov, Y. I., & Thuan, T. X. 2004, ApJ, 602, 200
- King, J.R. 2001, AJ, 122, 3115
- Kirkman, D., Tytler, D., Suzuki, N., O’Meara, J., & Lubin, D. 2003, ApJS, 149, 1
- Melendez, J., Barbuy, B., & Spite, F. 2001, ApJ, 556, 858
- Melendez J. & Ramirez, I. 2004, arXiv:astro-ph/0409383 (MR).
- Meneguzzi, M. , Audouze, J., & Reeves, H. 1971, A&A, 15, 337
- Miniati, F., Ryu, D., Kang, H., & Jones, T. W. 2001, ApJ, 559, 59
- Molaro, P., Primas, F., & Bonifacio, P. 1995, A & A, 295, L47
- Molaro, P., Bonifacio, P., Castelli, F., & Pasquini, L. 1997, A&A, 319, 593
- Montmerle, T. 1977, ApJ, 217, 878
- Nissen, P.E., Gustafsson, B., Edvardsson, B., & Gilmore, G. 1994, A & A, 285, 440
- Olive, K.A., Prantzos, N., Scully, S., & Vangioni-Flam, E. 1994, ApJ, 424, 666
- Olive, K.A. & Skillman, E. 2001, New Astronomy, 6, 119
- Olive, K.A. & Skillman, E. 2004, ApJ, in press, astro-ph/0405588
- O’Meara, J.M., *et al.* 2001, ApJ, 522, 718
- Parizot, E. & Drury, L. 1999, A&A, 349, 673

- Pasquini, L. & Molaro, P. 1996, *A&A*, 307, 761
- Pasquini, L., Bonifacio, P., Randich, S., Galli, D. & Gratton, R.G. 2004, *A&A*, submitted, astro-ph 0407524
- Percival, W.J., *et al.* 2002, *MNRAS*, 337, 1068
- Pettini, M., & Bowen, D.V. 2001, *ApJ*, 560, 41
- Pinsonneault, M. H., Walker, T. P., Steigman, G., & Narayanan, V. K. 1999, *ApJ*, 527, 180
- Pinsonneault, M. H., Steigman, G., Walker, T. P., & Narayanan, V. K. 2002, *ApJ*, 574, 398
- Primas, F. 1995, Ph.D. thesis
- Primas, F., Duncan, D.K., Peterson, R.C., & Thorburn, J.A. 1999, *A&A*, 343, 545
- Primas, F., Molaro, P., Bonifacio P. & Hill, V. 2000a, *A&A*, 362, 666
- Primas, F., Asplund, M., Nissen, P.E. & Hill, V. 2000b, *A&A*, 364, 42
- Ramaty, R., & Lingenfelter, R.E. 1999, in *LiBeB Cosmic Rays and Related X- and Gamma-Rays*, eds. Ramaty *et al.* , ASP, Vol. 171, p. 104
- Reeves, H., Fowler, W.A., & Hoyle, F. 1970, *Nature*, 226, 727
- Richard, D., Michaud G., & Richer, J. 2004, *ApJ*, in press, astro-ph 0409672
- Ryan, S.G., Norris, J.E., & Beers, T.C. 1999, *ApJ*, 523, 654
- Ryan, S.G., Beers, T.C., Olive, K.A., Fields, B.D., & Norris, J.E. 2000, *ApJL*, 530, L57
- Sievers, J.L. *et al.* , 2003, *ApJ*, 591, 599
- Spite, F. & Spite, M. 1982. *A&A*, 115, 357
- Spergel, D.N., *et al.*, 2003, *ApJS*, 148, 175
- Steigman, G. & Walker, T.P. 1992, *ApJL*, 385, L13
- Suzuki, T. K. & Inoue, S. 2002, *ApJ*, 573, 168
- Tegmark, M., *et al.* 2004, *Phys. Rev. D*69, 103501
- Thevenin, F., *et al.*, *A&A*, 373, 905
- Thomas, D., Schramm, D. N., Olive, K. A., & Fields, B. D. 1993, *ApJ*, 406, 569

- Vangioni-Flam, E., Cassé, M., & Audouze, J. 2000, *Phys Rep*, 334, 365
- Vangioni-Flam, E., Cassé, M., Audouze, J., & Oberto, Y. 1990, *ApJ*, 364, 568
- Vangioni-Flam, E., Cassé, M., Fields, B.D., & Olive, K.A. 1996, *ApJ*, 468, 199
- Vangioni-Flam, E., Ramaty, R., Olive, K.A., & Cassé, M. 1998, *A&A*, 337, 714
- Vauclair, S. & Charbonnel, C. 1998, *ApJ*, 502, 372
- Woosley, S.E. Hartmann, D.H., Hoffman, R.D., & Haxton, W.C., 1990, *ApJ*, 356, 272
- Woosley, S.E., & Weaver, T.A. 1995, *ApJS* 101, 181