

# Photometric Typing Analyses of Three Young Supernovae with the Robotic Palomar 60-Inch Telescope

Anne M. Rajala, Derek B. Fox, Avishay Gal-Yam<sup>1</sup>, Douglas C. Leonard<sup>2</sup>, Alicia M. Soderberg, S. R. Kulkarni

*Astronomy Department, MS 105-24, California Institute of Technology, Pasadena, CA 91125*

amr@astro.caltech.edu, derekfox@astro.caltech.edu, avishay@astro.caltech.edu,  
leonard@astro.caltech.edu, ams@astro.caltech.edu, srk@astro.caltech.edu

S. Bradley Cenko, Dae-Sik Moon<sup>3</sup>, Fiona A. Harrison

*Physics Department and Space Radiation Laboratory, MS 220-47, California Institute of Technology, Pasadena, CA 91125*

cenko@srl.caltech.edu, moon@srl.caltech.edu, fiona@srl.caltech.edu

## ABSTRACT

We present photometric typing analyses of three young supernovae observed with the Robotic 60-inch Telescope at Palomar Observatory (P60). This represents the first time that such photo-typing has been attempted, in a blind fashion, on newly-discovered supernovae. For one of the target supernovae, SN 2004cs, our photometry provided the first constraint on the SN type, which we predicted would be type Ia. To the contrary, however, our subsequent Keck spectroscopy shows it to be an unusual type II supernova. For each of the other two supernovae, SN 2004dh (type II) and SN 2004dk (type Ib), our photo-typing results are consistent with the known type of the event as determined from ground-based spectroscopy; however, the colors of SN 2004dk are also consistent with a type Ic or type II classification. We discuss our approach to the challenges of photo-typing – contamination by host galaxy light and the unknown photometric quality of the data – in the case where it is desirable to complete the analysis with just one night of observations. The growing interest in the properties and behavior of very young supernovae, and the increased discovery rate for such events, mean that prompt photo-typing analyses can provide useful input to observational campaigns. Our results demonstrate the value and feasibility of such a project for P60, at the same time illustrating its chief inherent shortcoming: an inability to identify new and unusual events as such without later spectroscopic observations.

*Subject headings:* supernovae: general — supernovae: individual: 2004cs, 2004dh, 2004dk — techniques: photometric

## 1. Introduction

Supernovae (SNe) are classified into several commonly-recognized categories on the basis of features in their optical spectra. These categories

– the SN types Ia, Ib, Ic, and II – are not merely phenomenological distinctions, but reflect real differences in the nature of the progenitor and the subsequent explosion (for a recent review, see Filippenko 1997).

As understanding of the nature of these differences has grown – and moreover, as the number of supernova discoveries has increased to more than 100 per year – the SN follow-up community has be-

<sup>1</sup>Hubble Fellow

<sup>2</sup>NSF Astronomy and Astrophysics Postdoctoral Fellow

<sup>3</sup>Robert A. Millikan Fellow

come increasingly specialized. Type Ia SNe have proven to be useful standard candles for cosmography (Perlmutter et al. 1997; Riess et al. 1998; Tonry et al. 2003; Knop et al. 2003; Riess et al. 2004), and provided the first strong evidence for a cosmological constant or quintessence. Three type Ic supernovae have been found in association with gamma-ray bursts (SN 1998bw: Galama et al. 1998; SN 2003dh: Stanek et al. 2003; Hjorth et al. 2003; Matheson et al. 2003; SN 2003lw: Cobb et al. 2004; Thomsen et al. 2004; Malesani et al. 2004; Gal-Yam et al. 2004b), and indeed, type Ib and Ic supernovae provide the most likely population of “collapsar” events (Woosley 1993; MacFadyen & Woosley 1999). Finally, interest in type II events has been focused by the type II SN 1987A and its associated neutrino burst (Arnett et al. 1989 and references therein), which provided the first direct observation of core collapse. Type II SNe may also prove to be useful distance indicators, if indications that their plateau-phase luminosities and expansion velocities are strongly correlated (Hamuy & Pinto 2002) prove to be correct.

Given the diversity of causes towards which SN observations may be applied – and the various strategies employed by groups that study SNe – it follows that the efficiency of follow-up observations for any SN is dependent on the rapid identification of its type. These types are ultimately determined by analysis of the optical spectra. However, spectroscopy time remains a somewhat precious commodity, and there is often a significant time delay, of days to weeks, before a SN can be properly typed in this fashion.

In two recent papers, Poznanski et al. (2002) and Gal-Yam et al. (2004a) have presented the outline of an alternative approach that can provide a probabilistic estimate of the type of newly-discovered, young supernovae using multi-color photometry. With the proper facilities this approach could be implemented on a rapid basis following the discovery of each new SN. Depending on the quality of the data obtained, and assuming the supernova spectra used to develop their test are sufficiently generic, the type of the SN can be determined in this way with a high degree of confidence before any spectra are taken.

The Poznanski-Gal-Yam method (hereafter “PGM”) makes use of three- or four-filter pho-

tometry of the supernova, with the several magnitudes applied to calculate two colors for the object. The location of the object in this two-color space is then compared to the locations of supernovae of various types and ages by reference to an extensive spectroscopic library. Since PGM works from the basis of flux-calibrated optical (and to an extent, UV and Near-IR) spectra, the specific choice of filters and acceptable range of SN redshifts is not constrained a priori. In fact, Poznanski and Gal-Yam have implemented the method via an interactive web page<sup>4</sup>, their “Typing Machine,” which accepts input of an arbitrary set of Sloan or Johnson-Cousins filters. As Gal-Yam et al. (2004a) have pointed out, the similar spectra of all young supernovae at redder wavelengths ( $\lambda > 5500\text{\AA}$ ) means that classification of low-redshift events is best done with measurements in the  $B$ ,  $g$ ,  $V$  and  $R$  filters.

When the redshift of the supernova is known – typically, because the SN has been found in association with a catalogued local galaxy – the only remaining unknown is the quantity of extinction in the SN host galaxy. This parameter cannot be directly estimated from the photometric data; instead, an “arrow” in the two-color space shows the color correction that would account for one magnitude of extinction ( $A_V = 1$  mag) in the host. Since this is more or less the greatest extinction we expect to observe for supernovae discovered in unfiltered optical searches, this provides a reasonable indication of the associated systematic uncertainty.

The first application of PGM photo-typing by Poznanski et al. (2002) evaluated the likely type of a supernova discovered during the course of the Sloan Digital Sky Survey, SN 2001fg, which had its redshift and type determined by follow-up Keck spectroscopy (Filippenko & Chornock 2001). Although the photometric analysis (based on the Sloan discovery photometry; Vanden Berk et al. 2001) suggested a  $\gtrsim 1$  month-old type Ia identification for the event, in accord with the spectroscopy, this conclusion used the redshift of the event as derived from the Keck data. Thus it was more suggestive than diagnostic of the utility of the PGM.

We are therefore interested in making the first

<sup>4</sup><http://wise-obs.tau.ac.il/~dovip/typing>

observational tests of PGM photo-typing, by obtaining four-filter imaging of young, low-redshift supernovae. We are in a unique position to perform these tests, having recently completed the roboticization of the Palomar 60-inch (1.5-m) telescope (P60). Approximately 80% of the observing time on P60 is devoted to transient astronomy, and in the absence of high-priority campaigns we are able to obtain images of new SNe quickly, within a day or two of the SN discovery. Indeed, in the 2004B semester we have begun a Palomar Large Program, the “Caltech Core Collapse Program” (CCCP; Gal-Yam et al. 2004c) to monitor the photometric and spectroscopic evolution of a complete sample of low-redshift core-collapse SNe over the course of a year. Early-time SN photo-typing observations make a natural supplement to these extended CCCP photometric campaigns.

The organization of our paper is as follows. In section 2, we review our procedure for performing accurate photometry on the supernovae. Section 3 presents our observations and data reduction and analysis. In section 4, we photo-type our three target SNe, SN 2004cs, SN 2004dh, and SN 2004dk. In section 5, we present our spectroscopic observations of SN 2004cs, demonstrating its unusual type II nature, and reflect on the erroneous photo-typing result for this event. Section 6 presents our conclusions and discusses future prospects for this work.

## 2. Methodology

Accurate photometry of a newly-discovered supernova presents at least two challenges. First, the SN will be superposed on some unknown quantity of background light due to its host galaxy; and second, the immediate field of the SN will have to be photometrically calibrated. Moreover, if a quick turn-around is desired, this calibration will generally have to be carried out in less than ideal conditions.

We address the first of these issues by performing point-spread function photometry on the SN and on several reference (PSF) stars, using the DAOPHOT package (Stetson 1987, 1990) in the IRAF<sup>5</sup> environment. Although this will fail to account for any point-like component of the

host galaxy light (e.g., a compact underlying HII region), such contamination cannot be avoided without reference pre- or post-supernova imaging; moreover, since we are studying low-redshift events in resolved galaxies, the strength of such contamination is not expected to be severe.

If the night is (close to) photometric, standard fields are analyzed with the Stetson Photometric Catalog<sup>6</sup>, using the PHOTCAL package in IRAF to derive the photometric transformation equations for the night, and apply these equations to the aperture magnitudes of the PSF stars in the SN field. The resulting “true” magnitudes of the PSF stars are then compared to their PSF magnitudes to derive the PSF-to-aperture zero-point shift to apply to the supernova PSF magnitudes. If the night is not sufficiently photometric, we retain the photo-typing observation sequence in the P60 queue for roughly a week, and use the best available night for our analysis.

In general, we aim to perform our analysis of each supernova promptly. As such, we sacrifice some accuracy in attempting to calibrate the images on the same night as the observations whenever possible instead of waiting for a photometric night (which are rare at Palomar). We examine the coefficients of the transformation equations produced by the standard fields to determine if the night is photometric. If these parameters are unreasonable (implying, for example, that stars are appearing brighter at increased airmass), some subset of the standard observations may be dropped. To force reasonable coefficients, the airmass term can be dropped from the fit entirely and only standards taken at an airmass similar to the target field’s used to calculate the photometric and color shifts. To control for associated systematic effects – e.g. clouds – we can observe the SN target field twice during the night. This does not add much time to the run, but allows the full analysis to be performed twice on quasi-independent sets of data. If consistent answers cannot be obtained for the magnitudes of the reference stars across the two observations, we may find that we can derive consistent answers for their colors (i.e., to the extent that we are subject to varying levels of approximately gray extinction). This introduces an uncontrolled systematic error, in that it assumes

<sup>5</sup>NOAO’s Image Reduction and Analysis Facility, <http://iraf.noao.edu>

<sup>6</sup><http://cadwww.dao.nrc.ca/standards/>

the SN is similar enough in color to our reference stars that atmospheric and extinction effects are comparable; however, it does at least allow for a photo-typing measurement to be made.

The Stetson Standard Fields are not calibrated in the  $g$  band; we calculate  $g$ -band magnitudes for stars in the standard fields from their  $B$  and  $V$  magnitudes using the transformation equations of Smith et al. (2002).

To check the accuracy of the photometric errors estimated by IRAF, the calculated magnitudes of the reference stars from two independent data-sets are then compared. Ideally, the second data-set is taken on the same night, but it can also come from a different night with a distinct set of transformation equations. A chi-squared comparison can then be made to reject outliers and estimate the factor by which to inflate the IRAF errors to get a reduced  $\chi^2$  value of one. We have found that this is generally necessary since IRAF tends to quote errors that are too small, partly because they are derived from an idealized model, and partly because the entire photometric calibration process presumes ideal photometric conditions. Separately, at these beginning stages of the P60 our observations were subject to significant seeing variations over the course of the night; the seeing at P60 tending to be poor at the beginning of the night, then improving and stabilizing by midnight. A similar  $\chi^2$  check is done for the calculated aperture-to-PSF zero-point shifts, on a star-by-star basis. The derived multiplicative factors required to make the IRAF-quoted errors acceptable are then applied to the SN errors.

While one goal of this project is to create as automated a process as possible, a minimal amount of human interaction helps to ensure robust and repeatable results. First, it is advisable to have a human selecting or reviewing the reference stars selected in the SN field; this does not take much time but is more reliable than IRAF's selection methods, which occasionally select saturated stars, stars near bad pixels, cosmic rays, or non-isolated stars. Additionally, constructing photometric calibrations for non-photometric nights can lead to variations which make it difficult to trust a single blind fit of the transformation equations. Indeed, the three-step process of progressively more conservative (and less precise) approaches to photometric calibration that

we describe above can probably only be carried out in an interactive fashion, although an automated pipeline could take the alternative approach of carrying out all three approaches in parallel (later allowing human interaction to select the best of the three).

### 3. Observations and Data Reduction

We selected candidates that were discovered at a provably young age and were observable from Palomar Observatory. The target supernovae were observed by P60 on the first available night in  $BgVR$  or  $BVRI$  (Table 1).

All of our images were taken with the new camera at P60, which is a two-amplifier,  $2048 \times 2048$  SITe CCD with a  $12.9'$  field of view at Cassegrain focus. Readout (25 s for the full chip in single-pixel binning mode) is accomplished by a two-channel Leach III controller card; details of the new camera and robotic observing system will be presented in a forthcoming paper. Data were overscan-subtracted, demosaicked, bias-subtracted, flat-fielded (using dome flats taken the preceding afternoon), bad pixel-masked, and had a blind-pointing world coordinate system (WCS) applied by the P60 image analysis pipeline. We refined this WCS by referencing Digitized Sky Survey images of the field.

SN 2004cs in UGC 11001 was discovered before peak (rising by  $>1$  mag in two days) by Li & Singer (2004) on June 23.42 UT. We observed the SN on the night following discovery, June 24, 2004, starting at 06:59 UT. Images were taken in the  $B$ ,  $g$ ,  $V$  and  $R$  filters at an airmass of 1.06 with seeing of  $1.8''$ . Each of these exposures lasted for 300 seconds.

This night was not photometrically calibrated, so additional images were taken of the SN 2004cs field, along with images of PG 1657, on the night of July 30, beginning at 04:13 UT ( $1.8''$  seeing), 06:18 UT ( $1.7''$  seeing), and 08:30 UT ( $2.0''$  seeing). These 30-second exposures were taken at three different airmasses, ranging from 1.1 to 2.3. PG 1657 is one of the Stetson Photometric Standard Fields. These standard fields were used to fit transformation equations to the data in the  $B$ ,  $V$ , and  $R$  filters. These parameters are listed in Table 2. Since these terms are reasonable, we applied them to the reference stars in the field of

SN 2004cs to derive their true magnitudes. The two sets of observations used to calculate the true magnitudes of the reference stars were taken this night beginning at 04:23 UT (at 1.07 airmass and 1.9'' seeing) and 07:34 UT (at 1.30 airmass and 1.6'' seeing). Each exposure was 60 seconds long.

In the case of SN 2004cs, since calibration was done on a separate night, the shifts of the reference stars were calculated separately; the first by finding the average shift between the true magnitudes (derived from the second night's data) and the instrumental aperture magnitudes (from the first night's data), and the second shift by finding the difference between the instrumental aperture magnitudes and the PSF magnitudes on the first night. These two shifts, applied to the SN to get its true magnitudes (see Table 2), were respectively  $-1.92(2)$  mag and  $0.0016(50)$  mag in  $B$ ,  $-1.83(4)$  mag and  $-0.76(2)$  mag in  $g$ ,  $-1.80(4)$  mag and  $-1.06(3)$  mag in  $V$ , and  $-1.87(5)$  mag and  $-1.4(6)$  mag in  $R$ .

SN 2004dh in MGC +4-1-48 was discovered by Moore & Li (2004) in an image taken on July 21.47, and confirmed from an earlier image on July 11.45. Prompt spectroscopy by Matheson et al. (2004) classified this SN as a type II before our analysis was complete. We observed the SN on 25 July 2004 beginning at 07:58 UT. A  $g$  band image was not taken, and our analysis was performed with the  $B$ ,  $V$ ,  $R$  and  $I$  filters. All exposures were taken for 120 seconds. This set was imaged at an airmass of 1.57 with 1.5'' seeing.

For photometric calibration purposes, images were taken at a similar airmass (1.597) at a similar time (beginning at 07:44 UT) of the standard field PG 1657 in the  $B$ ,  $V$ ,  $R$  and  $I$  filters. Each of these exposures were taken for 30 seconds; at this time the seeing at P60 was 1.4''. Only one set of observations was used to determine the photometric zero-points. Since these images were taken at nearly the same airmass and time, the airmass terms were fixed at zero in the transformation equations. The coefficients of these equations are given in Table 2.

The average zero-point shift was then calculated between the PSF magnitudes of each reference star and its true magnitudes, to be applied to the supernova's magnitudes (Table 1). These shifts were  $-2.09(4)$  mag in  $B$ ,  $-2.71(1)$  mag in  $V$ ,  $-3.03(2)$  mag in  $R$ , and  $-3.36(3)$  mag in  $I$ .

SN 2004dk in NGC 6118 was discovered before peak by Graham & Li (2004) on August 1.19 UT. This SN was identified as a type Ic (Patat et al. 2004b) before our analysis was complete; subsequent observations of the event suggest it is more likely a type Ib (Filippenko et al. 2004). We observed the SN on 3 August 2004 beginning at 04:02 UT, two nights after its discovery, in the  $B$ ,  $g$ ,  $V$  and  $R$  filters. Ninety-second exposures were taken in each filter at an airmass of about 1.26 with seeing of 3.8''.

On this night, images of the standard field PG 1657 were also taken, beginning at 05:56 UT, to photometrically calibrate the fields. These were taken in each filter ( $B$ ,  $V$ , and  $R$ ) for 30 seconds, at an airmass of about 1.26 (similar enough to the airmass at which the SN images were taken to fit transformation equations without an airmass term). These images were taken with seeing of about 1.65''. The transformation equations are given in Table 2.

The true photometry of SN 2004dk (see Table 1) was then derived by applying the same shifts as are calculated between the true magnitudes and the PSF magnitudes of the reference stars. These shifts are  $-2.41(5)$  mag in  $B$ ,  $-2.85(2)$  mag in  $g$ ,  $-3.20(1)$  mag in  $V$ , and  $-3.70(1)$  mag in  $R$ .

#### 4. Photo-typing of SN 2004cs, SN 2004dh and SN 2004dk

To photo-type each of our three target supernovae, we used the calibrated magnitudes (Table 1), a restriction on the likely age of the SN relative to maximum light, and the known redshift of the SN host galaxy as input to the PGM Typing Machine. The SN age restriction is derived from the time of the last pre-discovery observation, included in the SN discovery reports; for inclusion in our "young" target sample, we required that the reference imaging be taken within one month prior to discovery. The resulting PGM Typing Machine plots (Figures 1, 2, 3) compare the colors of each SN with the colors of typical SNe of each type, as well as the colors of several individual events of particular notoriety: SN 1998bw and SN 2002ap (see Gal-Yam et al. 2004a).

For SN 2004cs, the SN age was restricted to the range from 20 days before to 1 day after maximum light, and the redshift of its host galaxy,

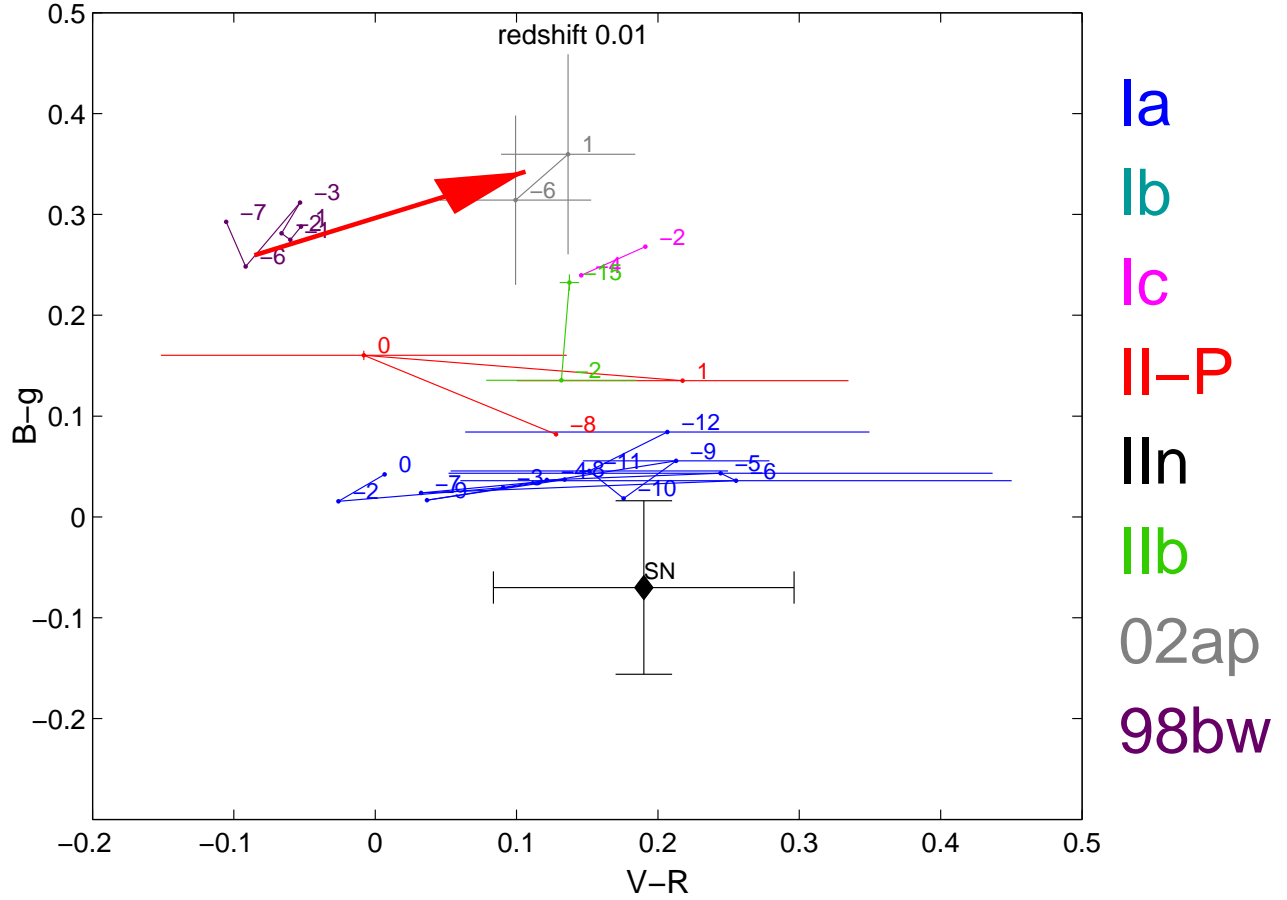


Fig. 1.—  $B - g$  and  $V - R$  colors of SN 2004cs on 2004 June 24.3 UT (black diamond) compared to tracks for typical supernovae of each type (and two distinctive individual events, SN 1998bw and SN 2002ap) for SN ages from 20 days before to 1 day after maximum light. The tracks show the evolution in SN color for each of the comparison events, with numbers giving the age in days relative to maximum light at each point. A young type Ia identification for SN 2004cs is indicated, as we reported in Rajala et al. (2004a,b,c); however, our subsequent spectroscopy has revealed the SN to be an unusual type II event (§5). The redshift of UGC 11001, the SN host galaxy, is 0.014060. The large red arrow indicates the color correction that would be required if SN 2004cs were subject to  $A_V = 1$  mag of extinction in its host galaxy. This plot was created with the online PGM Typing Machine; see text for details.

UGC 11001, is 0.014060. The corresponding PGM plot (Fig. 1) implies that this is a likely type Ia event. As no one had yet announced the type of SN 2004cs at the completion of our initial analysis, we announced this result as Astronomer’s Telegram #320 and IAU Circulars 8386 and 8387 (Rajala, Fox & Gal-Yam 2004a,b,c). Our subsequent spectroscopic observations of this SN, however, reveal it to be an unusual type IIb event; see §5 below.

For SN 2004dh, the SN age was restricted to the range from 20 days before to 21 days after maximum light, and the redshift of its host galaxy MGC +4-1-48 is 0.019327. The plot of SN 2004dh (Fig. 2) implies that it is a type II, and quite likely of sub-type II-P. This agrees with the spectroscopic determination of Matheson et al. (2004).

For SN 2004dk, the SN age was restricted to the range from 20 days before to 10 days after maximum light, and the redshift is that of its host galaxy NGC 6118, 0.005247. The plot of SN 2004dk (Fig. 3), indicates a core-collapse (e.g., non-Ia) identification, although the data and template sets do not allow a strong conclusion to be reached with regards to the specific type, which may be type Ib, Ic or II-P. This agrees with the type Ib identification for this event determined by Filippenko et al. (2004). Alternatively, it also agrees with the earlier suggested type Ic identification of Patat et al. (2004b).

## 5. Spectroscopic Typing of SN 2004cs

We observed SN 2004cs with the Low Resolution Imaging Spectrometer (LRIS; Oke et al. 1995) at the Cassegrain focus of the W. M. Keck-I 10-m telescope on 2004 August 12, roughly 50 days after discovery and 45 days after peak brightness. The supernova was quite faint at this time so we used a nearby bright star offset, provided by the LOSS team (Moore & Li 2004), to place the SN on our 1'' slit. The one-dimensional sky-subtracted spectrum was extracted optimally (Horne 1986) in the usual manner, with a width of 1.8'' along the slit. Great care was taken to properly remove the background, as the SN is located in a complex region of its host galaxy, UGC 11001, with many bright H II regions. The spectrum was then wavelength- and flux-calibrated, corrected for continuum atmospheric extinction and telluric

absorption bands (Wade & Horne 1988; Bessell 1999; Matheson et al. 2000), and rebinned to  $10 \text{ \AA pixel}^{-1}$  to improve the signal-to-noise. Finally, we removed a recession velocity of  $4431 \text{ km s}^{-1}$  from the spectrum, derived from the velocities indicated by the superposed H II regions. Additional details of the observation and reduction of this spectrum, along with the lightcurve of SN 2004cs, will be given in a forthcoming paper (Leonard et al. 2004, in preparation).

We present the extracted spectrum in Figure 4. The H $\alpha$  emission feature identifies SN 2004cs as a type II event. The additional presence of P-Cygni lines of helium suggests a type IIb identification, although a confident determination will have to await a joint analysis of the spectrum and light curve of this event (Leonard et al. 2004).

Although a color track for type IIb supernovae is presented in our photo-typing plots, such supernovae are rare, and SN 2004cs was discovered at an extremely young age. Our own observations were similarly prompt, and this combination of an unusual event and very early observations may explain our incorrect photo-typing. Indeed, this shortcoming of photo-typing was known a priori; the dense coverage of the color-color plane in Figs. 1, 2 and 3 means that some sort of identification is possible for almost every event, even for unusual SNe that do not adhere to previously-identified spectrophotometric regimes. In short, although our photo-typing result for this event is incorrect, it is nonetheless incorrect in an interesting fashion – misidentifying an unusual SN which presented us with unprecedented colors (for a type II SN) at our first epoch of observation.

## 6. Conclusions

We have demonstrated the application of the Poznanski-Gal-Yam method (“PGM”) photo-typing (Poznanski et al. 2002; Gal-Yam et al. 2004a) to three young supernovae observed with the Robotic 60-inch Telescope at Palomar Observatory (P60). This represents the first real-world application of PGM to the problem of typing young supernovae soon after discovery, and (for the case of SN 2004cs) only the second blind application of the PGM of which we are aware<sup>7</sup>.

<sup>7</sup>During the course of our project, a PGM photo-typing analysis of the newly-discovered SN 2004dj (Nakano & Itagaki

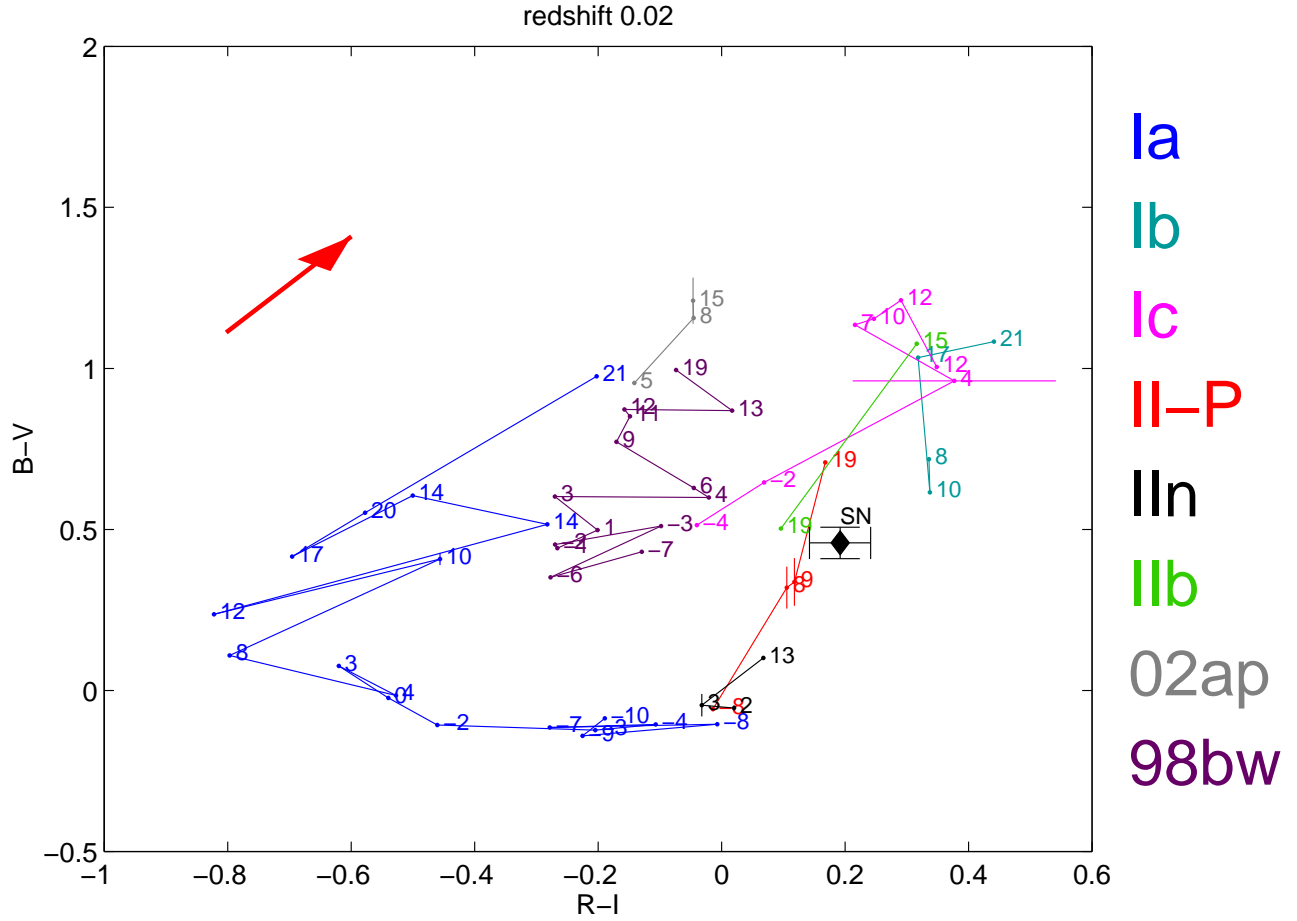


Fig. 2.—  $B - V$  and  $R - I$  colors of SN 2004dh on 2004 July 25.3 UT (black diamond) compared to tracks of typical supernovae various types (and two distinctive individual events) for SN ages from 20 days before maximum light to 21 days after maximum light. A type II identification for SN 2004dh is indicated, in agreement with the spectroscopic determination by Matheson et al. (2004). The redshift of MGC +4-1-48, the SN host galaxy, is 0.019327. This plot was created with the online PGM Typing Machine; for description of the figure elements, see Fig. 1.



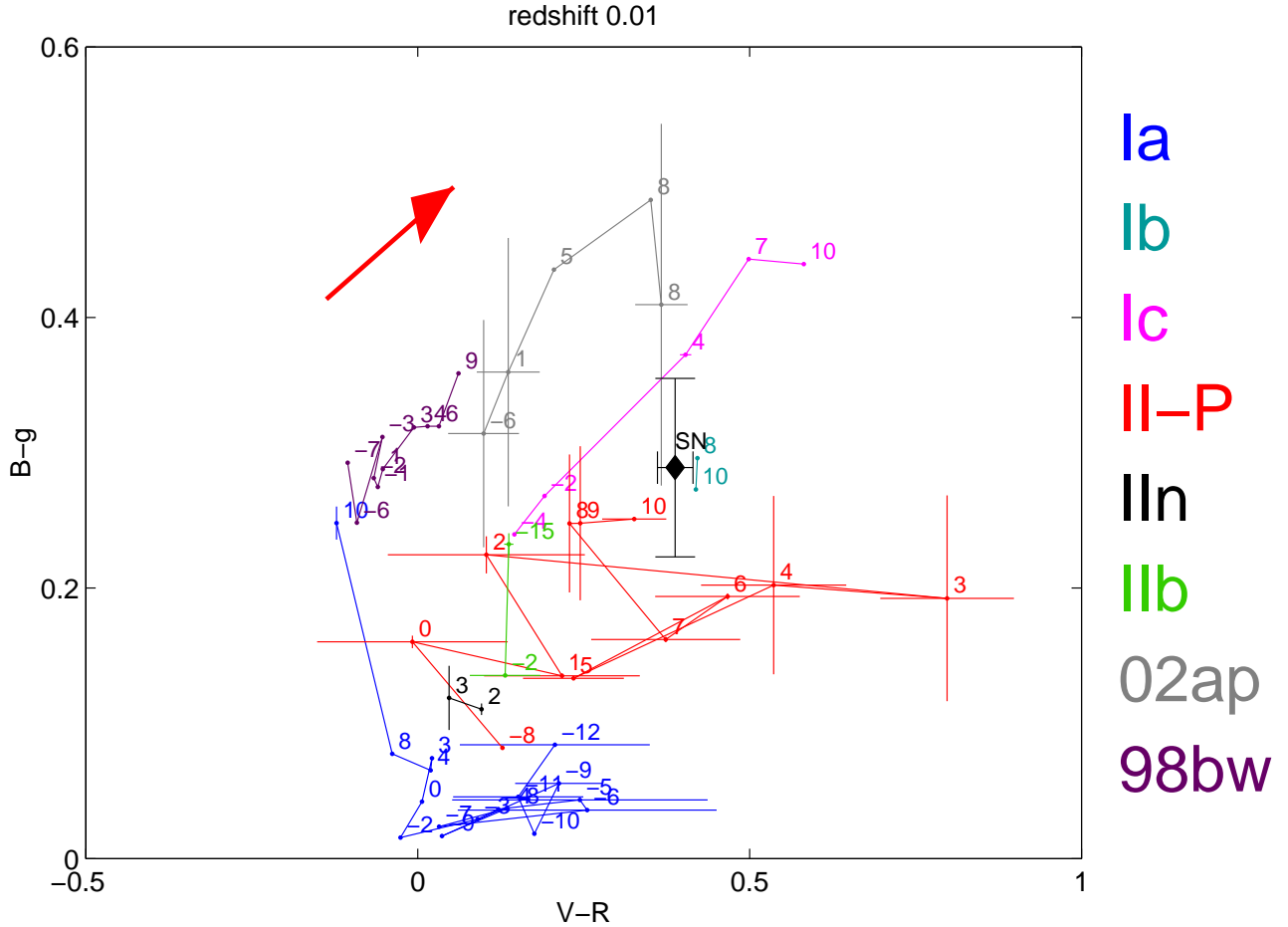


Fig. 3.—  $B - g$  and  $V - R$  colors of SN 2004dk on 2004 August 3.2 UT (black diamond) compared to tracks of typical supernovae of various types (and two distinctive individual events) for SN ages from 20 days before maximum light to 10 days after maximum light. A type Ib, type Ic or type II identification for SN 2004dk is indicated. The type Ib spectroscopic determination of Filippenko et al. (2004) is consistent with these findings. The redshift of NGC 6118, the SN host galaxy, is 0.005247. This plot was created with the online PGM Typing Machine; for description of the figure elements, see Fig. 1.

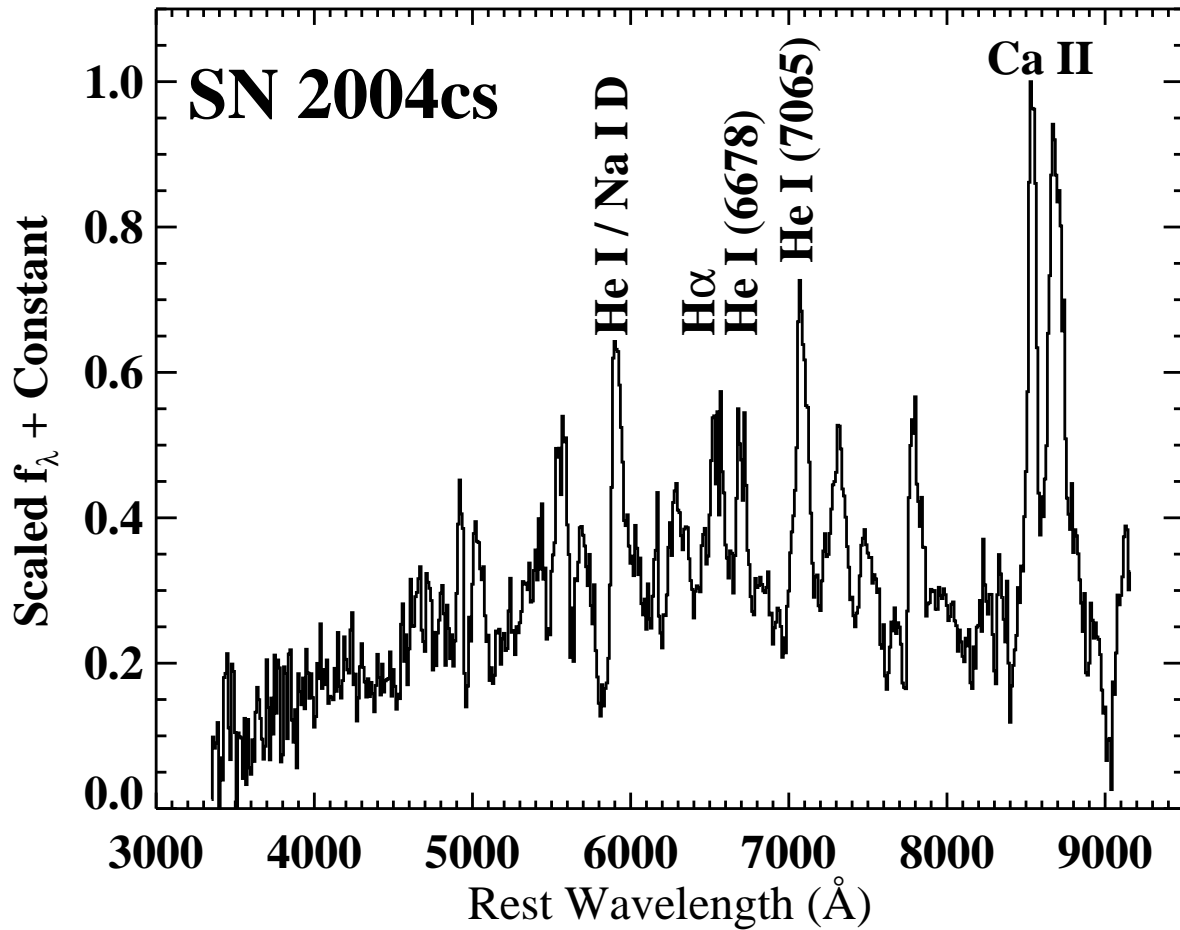


Fig. 4.— Optical spectrum of SN 2004cs from 2004 August 12, with prominent line features labeled; this date is 55 days after the estimated date of explosion. A systemic velocity of  $4,431 \text{ km s}^{-1}$ , derived from the spectrum of H II regions in the host galaxy, has been removed. The prominent  $\text{H}\alpha$  emission feature indicates a type II identification, with the rarely-seen He emission features suggesting that SN 2004cs is an unusual type II, perhaps of subtype IIb.

For SN 2004cs, discovered before peak by Li & Singer (2004), our results provided the first constraint on the SN type, suggesting that it was likely to be a young type Ia event (Rajala et al. 2004a,b,c; see Fig. 1). To the contrary, our subsequent Keck-I + LRIS spectroscopic observations (Fig. 4) indicate that SN 2004cs is an unusual type II supernova, perhaps of subtype IIb.

For SN 2004dh, discovered close to peak by Moore & Li (2004), our PGM photo-typing analysis suggests a type II identification (Fig. 2), consistent with the type II spectroscopic determination reported by Matheson et al. (2004). For SN 2004dk, discovered before peak by Graham & Li (2004), our PGM photo-typing analysis suggests a core-collapse identification of either type Ib, type Ic, or type II (Fig. 3), consistent with the type Ib spectroscopic determination reported by Filippenko et al. (2004).

We have described in detail our approach to implementing PGM photo-typing with multi-band optical images from a small (1.5-m) robotic observatory. At the first available opportunity, we image the SN, and photometric standard fields from the Stetson catalog, in four bands and at least two epochs. PSF photometry with the DAOPHOT package allows us to isolate the SN light from that of its host galaxy, and imaging the SN field at two epochs during the night, or on two distinct nights, allows us to control for less-than-ideal photometric conditions. The derived magnitudes of the SN, its redshift as known from its host galaxy, and the constraints on its age as reported by the SN discoverers, may then be input to the PGM “Typing Machine” to generate a plot comparing the SN colors with tracks corresponding to the color evolution of SNe of various types and appropriate ages. These plots in turn allow an estimate of the type of the supernova to be made.

The success of two of our three test cases suggests that PGM photo-typing may well be useful in application to newly-discovered, young supernovae, and that the P60 is an appropriate facility for this work. At the same time, our failure to correctly identify the type of SN 2004cs points to an

---

2004) was made by E. Ofek and collaborators at Wise Observatory. This analysis correctly identified the type (II) and age (roughly one month) of the event prior to the first spectroscopic reports (Patat et al. 2004a).

inherent limitation of photo-typing, namely, that it is unlikely to distinguish new and unusual supernovae from the majority of more or less typical events.

In the future, we plan to distill the various aspects of our PGM implementation into scripts which will help us to provide photo-types for newly-discovered, young supernovae in a timely fashion. It is our hope that this will prove a valuable service for the larger supernova community.

## Acknowledgments

The authors gratefully acknowledge the helpful comments of the anonymous referee and the assistance of D. Poznanski, and thank Weidong Li, Alex Filippenko, and Ryan Chornock for useful discussions concerning SN 2004cs. A. Rajala was a Mr. and Mrs. Downie D. Muir III SURF Fellow for the duration of this research, and we acknowledge associated administrative support from the Student-Faculty Programs Office at Caltech, which runs the Summer Undergraduate Research Fellowships (SURF) program. A. Gal-Yam acknowledges support by NASA through Hubble Fellowship grant #HST-HF-01158.01-A awarded by STScI, which is operated by AURA, Inc., for NASA, under contract NAS 5-26555. D. Leonard is supported by an NSF Astronomy and Astrophysics Postdoctoral Fellowship under award AST-0401479. The authors would like to express their thanks to the research staff at Caltech and Palomar Observatory who made the P60 automation possible. The initial phase of the P60 automation project was funded by a grant from the Caltech Endowment, with additional support for this work provided by the NSF and NASA. The spectroscopic data presented herein were obtained at the W. M. Keck Observatory, which is operated as a scientific partnership between Caltech, the University of California and NASA, and was made possible by the generous financial support of the W. M. Keck Foundation.

## REFERENCES

- Arnett, W. D., Bahcall, J. N., Kirshner, R. P., & Woosley, S. E. 1989 ARA&A, 27, 629
- Bessell, M. S. 1999, PASP, 111, 1426
- Cobb, B. E., Bailyn, C. D., van Dokkum, P. G.,

- Buxton, M. M., & Bloom, J. S. 2004, *ApJ*, 608, L93
- Filippenko, A. V. 1997, *ARA&A*, 35, 309
- Filippenko, A. V., & Chornock, R. 2001, *IAU Circ.*, 7754, 2
- Filippenko, A. V., Ganeshalingam, M., Serduke, F. J. D., & Hoffman, J. L. 2004, *IAU Circ.*, 8404, 1
- Galama, T. J. et al. 1998, *Nature*, 395, 670
- Gal-Yam, A., Poznanski, D., Maoz, D., Filippenko, A. V., & Foley, R. J. 2004a, *PASP*, 116, 597
- Gal-Yam, A. et al. 2004b, *ApJ*, 609, L59
- Gal-Yam, A., Cenko, S. B., Fox, D. W., Leonard, D. C., Moon, D.-S., Sand, D. J., & Soderberg, A. M. 2004c, in “Supernovae as Cosmological Lighthouses”, Padua, 2004, *ASP Conference Series*; astro-ph/0410038
- Graham, J. & Li, W. 2004, *IAU Circ.*, 8377
- Hamuy, M. & Pinto, P. A. 2002, *ApJ*, 566, 63
- Hjorth, J., et al. 2003, *Nature*, 423, 847
- Horne, K. 1986, *PASP*, 98, 609
- Knop, R. A. et al. 2003, *ApJ*, 589, 102
- Li, W. & Singer, D. 2004, *IAU Circ.*, 8361, 1
- MacFadyen, A. I. & Woosley, S. E. 1999, *ApJ*, 524, 262
- Malesani, D. et al. 2004, *ApJ*, 609, L5
- Matheson, T., Filippenko, A. V., Ho, L. C., Barth, A. J., & Leonard, D. C. 2000, *AJ*, 120, 1499
- Matheson, T. et al. 2003, *ApJ*, 599, 394
- Matheson, T., Challis, P., Kirshner, R., & Calkins, M. 2004, *IAU Circ.*, 8376, 3
- Moore, M. & Li, W. 2004, *IAU Circ.*, 8375
- Nakano, S., & Itagaki, K. 2004, *IAU Circ.*, 8377
- Oke, J. B., et al. 1995, *PASP*, 107, 375
- Patat, F., Benetti, S., Pastorello, A., Filippenko, A. V., & Aceituno, J. 2004a, *IAU Circ.*, 8378
- Patat, F., Pignata, G., Benetti, S., & Aceituno, J. 2004b, *IAU Circ.*, 8379
- Perlmutter, S. et al. 1997, *ApJ*, 483, 565
- Poznanski, D., Gal-Yam, A., Maoz, D., Filippenko, A. V., Leonard, D. C., & Matheson, T. 2002, *PASP*, 114, 833
- Rajala, A., Fox, D. B., & Gal-Yam, A., 2004a, *IAU Circ.*, 8386
- Rajala, A., Fox, D. B., & Gal-Yam, A., 2004b, *ATEL* 320, <http://www.astronomersteleggram.org/?read=320>
- Rajala, A., Fox, D. B., & Gal-Yam, A., 2004c, *IAU Circ.*, 8387
- Riess, A. G. et al. 1998, *AJ*, 116, 1009
- Riess, A. G. et al. 2004, *ApJ*, 600, L163
- Smith, J. A. et al. 2002, *AJ*, 123, 2121
- Stanek, K. Z. et al. 2003, *ApJ*, 591, L17
- Stetson, P. 1987, *PASP*, 99, 191
- Stetson, P. 1990, *PASP*, 102, 932
- Thomsen, B. et al. 2004, *A&A*, 419, L21
- Tonry, J. L. et al. 2003, *ApJ*, 594, 1
- Vanden Berk, D. E., et al. 2001, *BAAS*, 199, 84.05
- Wade, R. A., & Horne, K. 1988, *ApJ*, 324, 411
- Woosley, S. E. 1993, *ApJ*, 405, 273

TABLE 1  
DERIVED MAGNITUDES FOR SNE 2004CS, 2004DH, AND 2004DK

SN	Date (UT)	Time (UT)	Magnitudes				
			<i>B</i>	<i>g</i>	<i>V</i>	<i>R</i>	<i>I</i>
SN 2004cs	24 June 2004	06:59	18.162(75)	18.233(52)	18.060(67)	17.865(84)	...
SN 2004dh	25 July 2004	07:58	18.364(44)	...	17.906(22)	17.584(31)	17.392(38)
SN 2004dk	03 August 2004	04:02	17.789(55)	17.500(37)	17.179(21)	16.791(17)	...

NOTE.—Positions and magnitudes of the reference stars used to calibrate the fields of these supernovae are available from the authors on request.

TABLE 2  
TERMS OF TRANSFORMATION EQUATIONS

SN	Filter	Zero-Point	Color Terms			Airmass		RMS of fit
			<i>B</i> − <i>V</i>	<i>V</i> − <i>R</i>	<i>R</i> − <i>I</i>	Coefficient	Range	
SN 2004cs	B	0.917	1.031	...	...	0.099	1.1-2.3	0.117
	V	1.719	−0.022	...	...	0.121	1.1-2.4	0.099
	R	2.124	...	−0.801	...	0.101	1.1-2.3	0.103
SN 2004dh	B	1.277	−0.900	...	...	...	1.6 <sup>a</sup>	0.029
	V	2.243	−0.316	...	...	...	1.6	0.058
	R	2.362	...	−0.919	...	...	1.6	0.082
	I	2.400	...	...	−0.969	...	1.6	0.074
SN 2004dk	B	1.219	0.867	...	...	...	1.3 <sup>b</sup>	0.279
	V	1.473	0.377	...	...	...	1.3	0.183
	R	2.284	...	−0.808	...	...	1.3	0.190

NOTE.—This table denotes the coefficients of each term in the transformation equations used in photometric calibration.

<sup>a</sup>The SN 2004dh calibration made use of a single standard field, observed at airmass 1.6. See text for details.

<sup>b</sup>The SN 2004dk calibration made use of a single standard field, observed at airmass 1.3. See text for details.