

The Composition of the Sagittarius Dwarf Spheroidal Galaxy, and Implications for Nucleosynthesis and Chemical Evolution

Andrew McWilliam

The Observatories of the Carnegie Institution of Washington, 813 Santa Barbara Street, Pasadena, CA 91101; andy@ociw.edu

Tammy A. Smecker-Hane

Department of Physics and Astronomy, University of California, 4129 Frederick Reines Hall, Irvine, CA 92697; tsmecker@uci.edu

Abstract.

We outline the results of a study of the chemical composition of 14 stars in the Sagittarius dwarf spheroidal galaxy (Sgr dSph). For the Sgr dSph stars with $[\text{Fe}/\text{H}] \geq -1$ the abundances are highly unusual, showing a striking enhancement in heavy s-process elements, increasing with $[\text{Fe}/\text{H}]$, deficiencies of the α -elements (O, Si, Ca, and Ti), deficiencies of Al and Na, and deficiencies of the iron-peak elements Mn and Cu. Our abundances suggest that the composition of the metal-rich Sgr dSph stars is dominated by the ejecta of an old, metal-poor population, including products of AGB stars and type Ia supernovae (SN).

We suggest two scenarios to explain the observations: First, is chemical enrichment over long timescales in a galaxy which has experienced significant mass-loss during its evolution. The second possibility is that we are seeing the products of chemical enrichment from a system which experienced a large burst of star-formation, followed by a quiescent period of many Gyr. Both of these scenarios can lead to the situation where newly synthesized material from AGB stars and type Ia SN overwhelms nucleosynthesis products from a minor population of young, metal-rich, stars. It is likely that both mechanisms operate in the Sgr dSph.

Since these conditions should be generally applicable to low-mass systems, we expect to find similar abundance patterns in other dwarf galaxies. This is supported by the chemical composition of stars in the Galactic globular cluster ω Cen and in the Fornax dwarf galaxy, suggesting that both shared a history similar to the Sagittarius dwarf spheroidal galaxy.

1. Introduction

In this paper we discuss results from our abundance study of Sgr dSph red giant stars. Abundance results for the α -element group excluding oxygen (Ca, Si, Ti), Fe, Na, Al, and the neutron-capture elements Y, La and Eu are taken from Smecker-Hane & McWilliam (2002, henceforth SM02; 2005 in preparation). The abundances for the iron-peak element Mn were taken from McWilliam, Rich, & Smecker-Hane (2003), whilst the results for Cu are taken from McWilliam & Smecker-Hane (2004). The oxygen results were measured for this paper, but will be discussed in more detail in a later publication.

2. Observations and Analysis

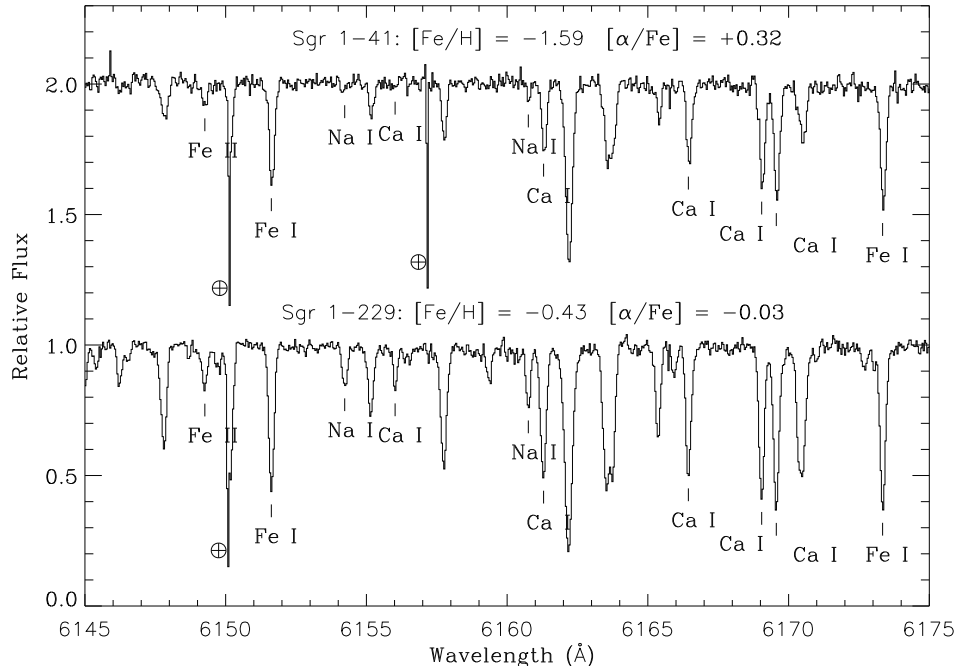


Figure 1. Spectra of a metal-poor (top) and metal-rich (bottom) Sgr dSph star. Spectra are shown shifted to rest wavelengths, measured lines are labeled, and the derived metallicities are shown. Bad columns on the CCD are designated with the \oplus symbol.

Details of the spectral observations of 14 Sgr dSph red giant stars are described in SM02 and Smecker-Hane & McWilliam (2005, in preparation). Briefly, we obtained Keck I¹, HIRES (Vogt et al. 1994), spectra with resolving power $R \sim 34,000$ and $S/N \sim 50$ per extracted pixel. Extractions were performed using the IRAF suite of routines. Examples of typical spectra are shown in Figure 1.

Equivalent widths (EW) of spectral lines were measured using the semi-automated routine GETJOB (McWilliam et al. 1995). Abundances were calculated from the EWs using the spectrum synthesis program MOOG (Snedden 1973). For the Cu I line at 5782\AA , and other lines affected by hyperfine splitting, it was necessary to use the MOOG *blends* option to properly synthesize the feature EW. Model atmospheres were linearly interpolated from the grid of Kurucz (1993) 64-layer atmospheres with convective overshoot.

¹The W.M. Keck Observatory is operated as a scientific partnership among the California Institute of Technology, the University of California, and the National Aeronautics and Space Administration. The observatory was made possible by the generous financial support of the W.M. Keck Foundation. We extend special thanks to the people of Hawaiian ancestry on whose sacred mountain we were privileged to be guests.

3. Abundance Results

Figure 2 shows our abundance results for the average of three alpha-elements (Ca, Si and Ti) with $[\text{Fe}/\text{H}]$, compared to the locus for the solar neighborhood, found by Edvardsson et al. (1993); it is clear that $[\alpha/\text{Fe}]$ is deficient in the Sgr dSph, relative to the local trend. The alpha-element deficiency in Sgr dSph corresponds to a shift of the trend by ~ 0.4 dex in $[\text{Fe}/\text{H}]$. Figure 2 also shows that the Sgr dSph stars below $[\text{Fe}/\text{H}] \sim -1$ have alpha enhancements of ~ 0.3 dex, typical of the Galactic halo. It is encouraging that the composition of two of the Sgr dSph globular clusters (M54 and Ter 7) are consistent with our individual field stars. The two stars studied by Bonifacio et al. (2000) appear to have slightly lower α/Fe ratios than our points.

It is interesting that the $[\text{Fe}/\text{H}]$ values of our Sgr dSph stars ranges from -1.6 to $+0.0$ dex, which is quite large considering that Sgr dSph is a dwarf galaxy. We note that our target selection was biased, based on approximate metallicities from Ibata (private communication), to cover a large range of metallicity and to focus more on stars within 0.5 dex of the solar value, in order to compare our abundance results to the trend of α/Fe in the solar neighborhood.

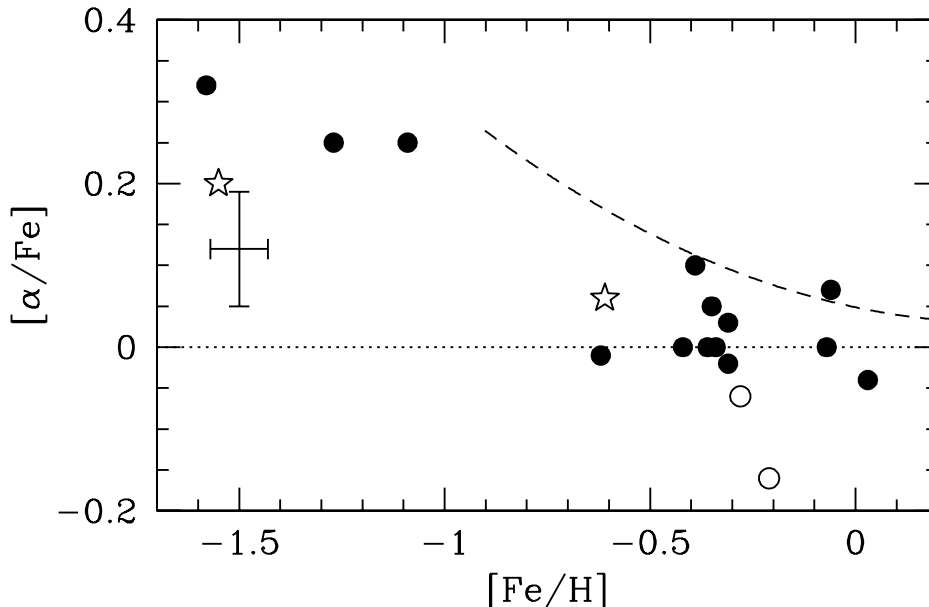


Figure 2. Alpha-element abundances for red giants in the Sgr dSph (filled circles), where $[\alpha/\text{Fe}]$ is the average of $[\text{Si}/\text{Fe}]$, $[\text{Ca}/\text{Fe}]$, and $[\text{Ti}/\text{Fe}]$. A typical error bar shown on the lower left. The average abundance of red giants in M54 and Ter 7, globular clusters in the Sgr dSph, from Brown, Wallerstein & Gonzalez (1999) and Tautvaisiene et al. (2004) respectively, are shown as open star symbols. Sgr dSph abundances from Bonifacio et al. (2000) are shown as open circles. The dashed line represents the mean trend in $[\alpha/\text{Fe}]$ for stars in the solar neighborhood from Edvardsson et al. (1993).

The trend of oxygen in the Sgr dSph stars, shown in Figure 3, is consistent with the α -element trend of Figure 2. For the oxygen abundances in Figure 3 we have used the the same gf values and Ni I blend for the [O I] 6300Å line as utilized by Allende Prieto, Lambert, & Asplund (2001). We computed the solar oxygen abundance using the Kurucz grid of 1D models with overshoot, rather than the 3D hydrodynamical model with non-LTE employed by Allende Prieto et al. (2001); however, our result for the solar [O I] 6300Å line is very close to their value (they found $\log \epsilon(\text{O})=8.69\pm0.05$ dex, whereas we calculated 8.73). We note that for the measurement of the solar [O I] line we used the same continuum regions as indicated by Allende Prieto et al. (2001).

In Figure 3 we compare the [O/Fe] values found here for the Sgr dSph stars with Allende Prieto et al. (2004) results for the solar neighborhood stars within 14.5 pc. The Sgr dSph stars show a similar slope of [O/Fe] with [Fe/H] for the metal-rich stars, but shifted to lower [Fe/H] than in the solar neighborhood, with a trend that extends almost 0.2 dex below the solar [O/Fe] value. This behavior is roughly similar to the the trend of the other α -elements above [Fe/H] ~-0.6 . An alternative description is that the [O/Fe] trend appears to be shifted by approximately 0.3 dex in [Fe/H] relative to Allende Prieto et al. (2004).

We note that two of our three Sgr dSph stars with [Fe/H] ≤ -1 show halo-like oxygen enhancements. The metal-poor Sgr dSph star, I-73, does not appear on Figure 3 because its very deficient oxygen abundance ([O/Fe] $=-0.91$ dex), puts it outside our chosen plot boundary.

The low [α /Fe] and [O/Fe] ratios observed in Sgr dSph can be understood in a paradigm, suggested by Tinsley (1979; but see also Wheeler, Sneden & Truran 1989, and McWilliam 1997), to explain the trend of decreasing [O/Fe] with increasing metallicity from $-1\leq[\text{Fe}/\text{H}]\leq0$. In this scenario the low metallicity, halo, stars have high [α /Fe], characteristic of ejecta from core-collapse type II SN, because the type II SN progenitors are short-lived and are first to eject their material back into the ISM. Type Ia SN add to the chemical composition on long time scales, of order one to a few Gyr. Since type Ia produce low α /Fe material, the composition of stars formed over long time scales show lower [α /Fe] ratios. In this paradigm the [Fe/H] value at which the [α /Fe] begins to decline from the halo ratio depends upon the star formation rate: Slowly evolving systems are expected to show the decline in [α /Fe] at lower [Fe/H], because they do not reach as high [Fe/H] before the time when type Ia SN begin to contribute significantly to the ISM composition. Thus, our observations of [α /Fe] and [O/Fe] indicate that the Sgr dSph had a lower star formation rate than the solar neighborhood experienced, and that significant contribution from type Ia SN had occurred over a long timescale. These results are expected for low-mass galaxies (e.g. see Matteucci & Brocato 1990).

Figure 4 shows the trends of [Al/Fe] and [Na/Fe] in the Sgr dSph, compared to solar neighborhood results from Chen et al. (2000); the plot is taken from SM02. Both Al and Na are deficient in the Sgr dSph stars compared to the solar neighborhood: Sgr dSph stars with [Fe/H] ≥ -0.6 dex are typically deficient in [Al/Fe] by ~0.3 – 0.4 dex, and deficient in [Na/Fe] by ~0.4 dex.

Among the Sgr dSph stars with [Fe/H] ≤ -1 dex two points are missing from Figure 4: For star I-87 the 6696 and 6698Å Al I lines were not detected, whilst star I-73 has such a large Al enhancement, at [Al/Fe] $=+1.12$ dex, that the scale

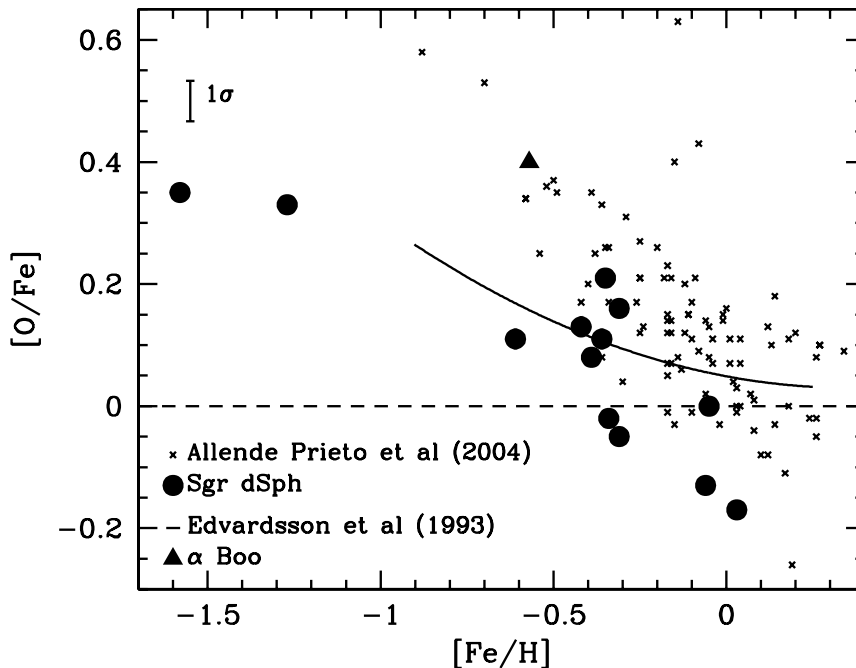


Figure 3. Oxygen abundances in Sgr dSph red giant stars (filled circles), compared with the solar neighborhood results of Allende Prieto et al. (2004, small crosses), and the α -element trend of Edvardsson et al. (1993, solid line). The location of α Boo (filled triangle) was computed by McWilliam (2004 in progress).

of the figure would be drastically altered in order to include this data point, and would mask the contrast between the general $[\text{Al}/\text{Fe}]$ level in the Sgr dSph and solar neighborhood stars.

Because star I-73 shows a large enhancement of aluminum and a large deficiency of oxygen, together with a mild sodium enhancement, we suspect that its atmospheric composition is contaminated by proton-burning products, often seen in Galactic globular clusters (e.g. Kraft et al. 1997, Sneden et al. 2004). Our iron abundance for I-73, at $[\text{Fe}/\text{H}] = -1.09$, differs significantly from the M54 $[\text{Fe}/\text{H}]$ value, of -1.55 , found by Brown et al. (1999); thus, I-73 is probably not a member of M54, and is the only known field star showing the O-Al anti-correlation. Star I-73 might be a member of M54 if either the Brown et al. (1999) metallicity scale differs from ours, or if M54 possesses a metallicity spread, similar to the Galactic globular cluster ω Cen, with star I-73 simply a high-metallicity M54 star.

The main bulk of Na and Al production occurs during hydrostatic burning phases in massive stars, which end as type II SN (e.g. Timmes, Woosley, & Weaver 1995; Arnett & Thielemann 1985; Woosley & Weaver 1995). The slight increase in $[\text{Na}/\text{Fe}]$ and $[\text{Al}/\text{Fe}]$ seen in disk stars from $[\text{Fe}/\text{H}] = 0$ to -1 (Reddy et al. 2003, Edvardsson et al. 1993), the $[\text{Al}/\text{Fe}]$ enhancement in thick disk

stars (Reddy et al. 2003), and the $[\text{Al}/\text{Fe}]$ enhancement in Galactic bulge stars (McWilliam & Rich 2003), are all consistent with these two elements being mildly α -like, mostly made by type II SN.

^{23}Na is produced as a primary product of the carbon-burning shell, although the final yields are metallicity-dependent (Woosley & Weaver 1995). Observationally, over the full range of $[\text{Fe}/\text{H}]$ observed in the Galaxy $[\text{Na}/\text{Fe}]$ roughly scales with $[\text{Fe}/\text{H}]$ (e.g. Pilachowski, Sneden & Kraft 1996; McWilliam 1997), conflicting with the Timmes et al. (1995) predictions of metallicity-dependence.

The yield of ^{27}Al in the carbon-burning shell depends on the metallicity of the star, whereas, in the neon-burning shell weak interactions transform the neutron excess, so that there the ^{27}Al yield is not so sensitive to metallicity (e.g. Woosley & Weaver 1995). Observations of Galactic halo field stars (e.g. Gratton & Sneden 1988; Shetrone 1996) show that from $[\text{Fe}/\text{H}]=-1$ to -3 the halo field stars have a strongly metallicity-dependent $[\text{Al}/\text{Fe}]$ ratios, even more sensitive to $[\text{Fe}/\text{H}]$ than the theoretical expectations of Timmes et al. (1995).

We interpret the low $[\text{Na}/\text{Fe}]$ and $[\text{Al}/\text{Fe}]$ ratios as most likely the result of a diminished role of type II SN nucleosynthesis products in the composition of the metal-rich Sgr dSph stars, similar to the conclusion reached from the α -elements; although the Na and Al deficiencies are larger than for the α -elements. However, the possibility of metallicity-dependent Na and Al yields complicates interpretation of the abundances.

In Figure 5 (taken from SM02) we show one of the most striking abundance trends present in the Sgr dSph stars: the strong enhancement of heavy neutron-capture element abundances with increasing $[\text{Fe}/\text{H}]$; note that the most metal-rich stars have enhancements up to $\sim+1$ dex above the solar value. It is significant that the largest neutron-capture enhancements, seen in the most metal-rich Sgr dSph stars, show a scatter larger than the estimated abundance uncertainties. The, normally modest, La II lines appear strong in most of our spectra, which consequently required careful abundance analysis, including the treatment of hyperfine splitting (*hfs*). It would have been useful to measure barium abundances from the Ba II lines; but all those lines were very strong, on the flat portion of the curve of growth, resulting in highly uncertain abundances.

Figure 6 shows our abundance results for $[\text{Eu}/\text{Fe}]$, based on the Eu II line at 6645Å; the analysis included appropriate *hfs* treatment. The figure also indicates the results for the solar neighborhood $[\text{Eu}/\text{Fe}]$ ratios from a variety of papers, which demonstrate that the Eu overabundances in metal-poor stars follow a trend much like that of the α -elements. It is clear that the $[\text{Eu}/\text{Fe}]$ ratios in the Sgr dSph are ~ 0.5 dex higher than in the solar neighborhood, at solar metallicity. Figure 7 shows that the ratio of $[\text{La}/\text{Eu}]$ trends toward the s-process value with increasing $[\text{Fe}/\text{H}]$, whilst at low $[\text{Fe}/\text{H}]$ the $[\text{La}/\text{Fe}]$ ratios resemble more the r-process dominated composition of Galactic halo stars. Together, these two figures show that $[\text{Eu}/\text{Fe}]$ can be enhanced even in s-process dominated material, and that, therefore, it is dangerous to blame the r-process as responsible for heavy-element nucleosynthesis based on $[\text{Eu}/\text{Fe}]$ alone; instead, it is necessary to ratio the abundances of two heavy elements which have different sensitivities to the neutron-capture timescale.

It is interesting to plot $[\text{La}/\text{Eu}]$ with $[\text{La}/\text{H}]$, rather than $[\text{Fe}/\text{H}]$, as the indicator of metallicity, as in Figure 8: in this case both axes are related, and

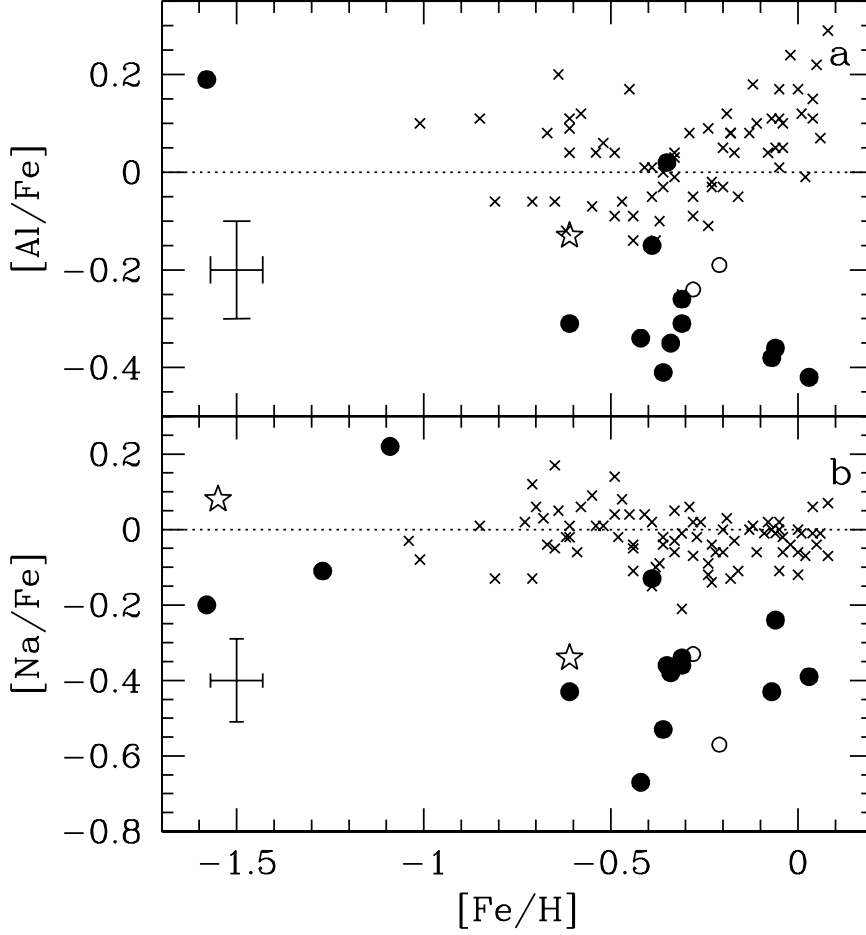


Figure 4. (From SM02) **a:** A plot of $[Al/Fe]$ versus $[Fe/H]$. **b:** A plot of $[Na/Fe]$ versus $[Fe/H]$. Symbols are the same as in Figure 2. Crosses represent abundances from Chen et al. (2000) for solar neighborhood F stars.

it becomes possible to make useful model fits to the data. In Figure 8 we show three predictions: The solid line shows the locus of $[La/Eu]$ versus $[La/H]$ when pure s-process, with $\tau=1.5\text{mb}^{-1}$, composition is added to the halo composition, at $[La/H]=-0.8$ dex; clearly this does not fit the observations. The dashed line shows the locus when pure s-process material is added to material with the halo $[La/Eu]$ value at $[La/H]=-0.3$ dex; this line gives a very reasonable fit to the data for $[La/H]\geq -0.3$ dex. The dot-dashed line shows the locus when 95% s-process plus 5% r-process ratio material is added to the halo composition at $[La/H]=-0.3$ dex. The 95% s-process locus also fits the data reasonably well, but it is clear that a smaller s-process fraction will give unacceptable fits to the data. The plots make predictions about the $[La/Eu]$ ratios for stars of higher $[La/H]$, irrespective of $[Fe/H]$. The main conclusion to be drawn from this figure

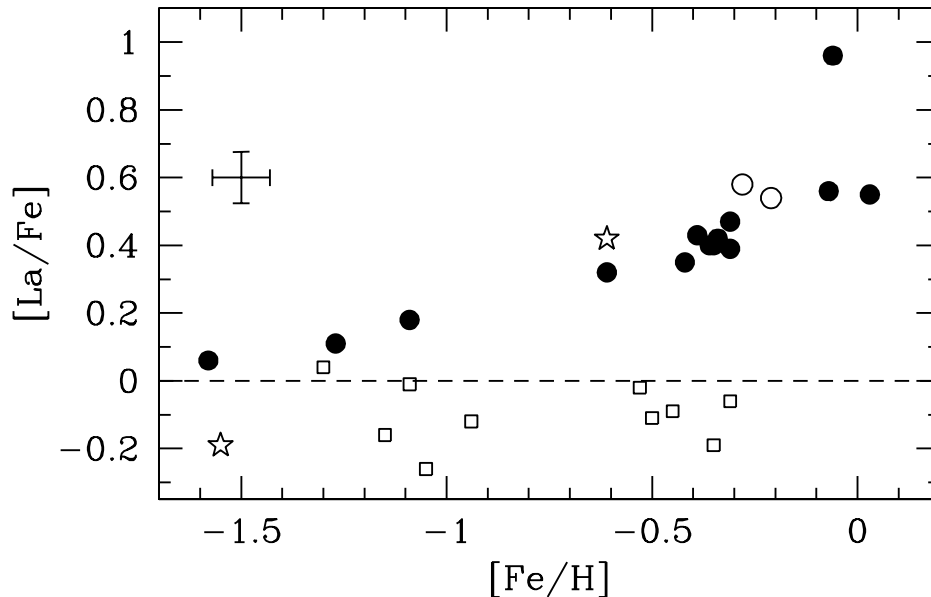


Figure 5. (From SM02) A plot of $[La/Fe]$ versus $[Fe/H]$. Symbols are the same as in Figure 2. Open squares represent chemical abundances of Galactic stars from Gratton & Sneden (1994).

is that a model of chemical evolution in which pure, or nearly pure, s-process material is added beginning at $[La/H] = -0.3$ dex can explain those stars with $[La/H] \geq -0.3$ dex (corresponding to $[Fe/H] \geq -0.6$ dex).

Figure 9 shows the $[La/Y]$ abundance ratio with $[Fe/H]$. Clearly $[La/Y]$ increases between the metal-poor ($[Fe/H] \leq -1$) and metal-rich ($[Fe/H] \geq -0.6$) Sgr dSph stars; although the metal-rich stars in our sample appear to show a roughly constant $[La/Y]$ value, near +0.5 dex. The metal-poor Sgr dSph stars appear halo-like in their $[La/Y]$ ratios. We note that Bonifacio et al. (2000) reported $[La/Y]$ values for their two Sgr dSph stars almost 0.5 dex higher than our sample at similar $[Fe/H]$. This difference is due to much lower yttrium abundances for the two Bonifacio et al. (2000) stars, and might be explained if our Y II lines are blended; however, we made extensive efforts using spectrum synthesis of the Kurucz line list to check that our Y II lines were, indeed, clean. We conclude that either unknown blends have equally affected our three Y II lines, or there is some other unknown systematic effect, perhaps due to gf values, which resulted in the difference between our Y II abundances and those of Bonifacio et al. (2000).

Figure 9 is especially important because $[La/Y]$ gives a measure of the heavy/light s-process ratio ($[hs/ls]$). This ratio has been shown to be sensitive to the metallicity in AGB s-process nucleosynthesis (e.g. Busso, Gallino, & Wasserburg 1999). At low metallicity the neutron-to-seed ratio is high in the s-process region, and as a result the seed nuclei capture many more neutrons than would occur at higher metallicity, giving a larger production of the heavier

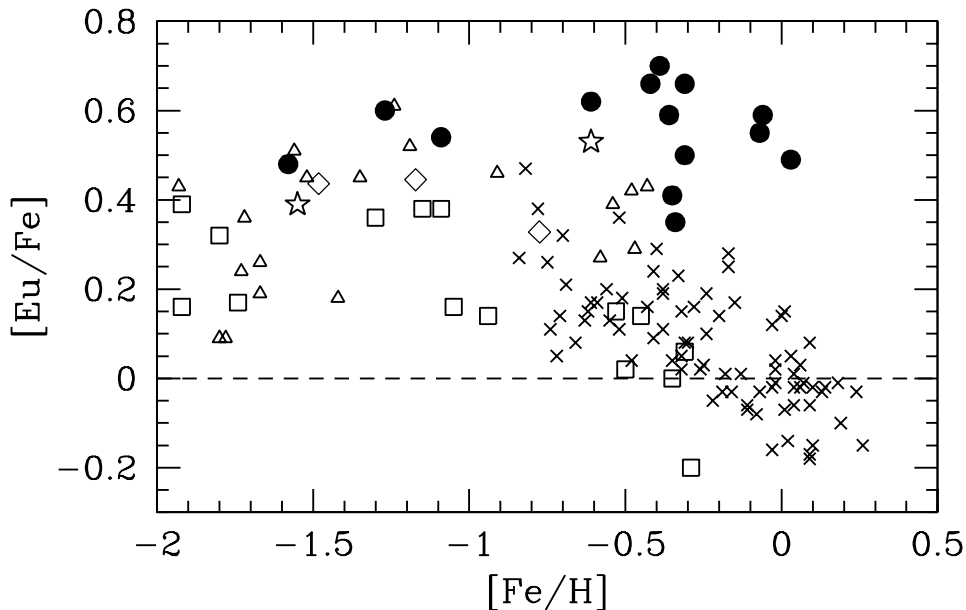


Figure 6. A plot of $[\text{Eu}/\text{Fe}]$ for the Sgr dSph stars (filled circles), compared to the solar neighborhood disk and halo: Woolf et al. (1995, crosses), Gratton & Sneden (1994, open squares), Shetrone (1996, clusters: open squares, field stars: open triangles); other points as in Figure 2.

neutron-capture nuclei, like La. In this way one can use the $[\text{hs}/\text{ls}]$ ratio, in this case $[\text{La}/\text{Y}]$, to set approximate constraints on the metallicity of the AGB star responsible for the nucleosynthesis. Because the $[\text{La}/\text{Y}]$ ratio is enhanced in the metal-rich Sgr stars, it would appear that the s-process neutron-capture elements were formed by low-metallicity AGB stars. This means that the s-process enhancements could not have been made by the stars themselves, nor could they have been produced by evolved companions, as seen in the solar neighborhood barium stars. The AGB s-process nucleosynthesis models of Busso et al. (1999) provide a relationship between $[\text{Fe}/\text{H}]$ and $[\text{hs}/\text{ls}]$, which we can use to provide a rough estimate of $[\text{Fe}/\text{H}]$ of the AGB stars which produced the s-process material present in the metal-rich Sgr stars: the bi-valued nature of the relationship suggests that the AGB stars had $[\text{Fe}/\text{H}] = -0.6$ or $[\text{Fe}/\text{H}] \leq -1.4$; alternatively one could imagine a range of AGB $[\text{Fe}/\text{H}]$ values, heavily weighted to metal-poor stars with $[\text{Fe}/\text{H}] \leq -0.6$ dex.

We now turn our attention to the iron-peak elements in Sgr dSph: Figure 10 shows the trend of $[\text{Mn}/\text{Fe}]$ in the Sgr dSph and the Galactic bulge, as reported by McWilliam et al. (2003). Great care was taken to try to put the results for both onto the same system, and to normalize the results for the solar neighborhood taken from published studies. Regarding the solar neighborhood trend for $[\text{Mn}/\text{Fe}]$: it has long been known (e.g. Wallerstein 1962, Gratton 1989) that $[\text{Mn}/\text{Fe}]$ declines with $[\text{Fe}/\text{H}]$, down to approximately -0.4 dex near $[\text{Fe}/\text{H}] = -1$. Gratton (1989) proposed that this trend, being the mirror of the

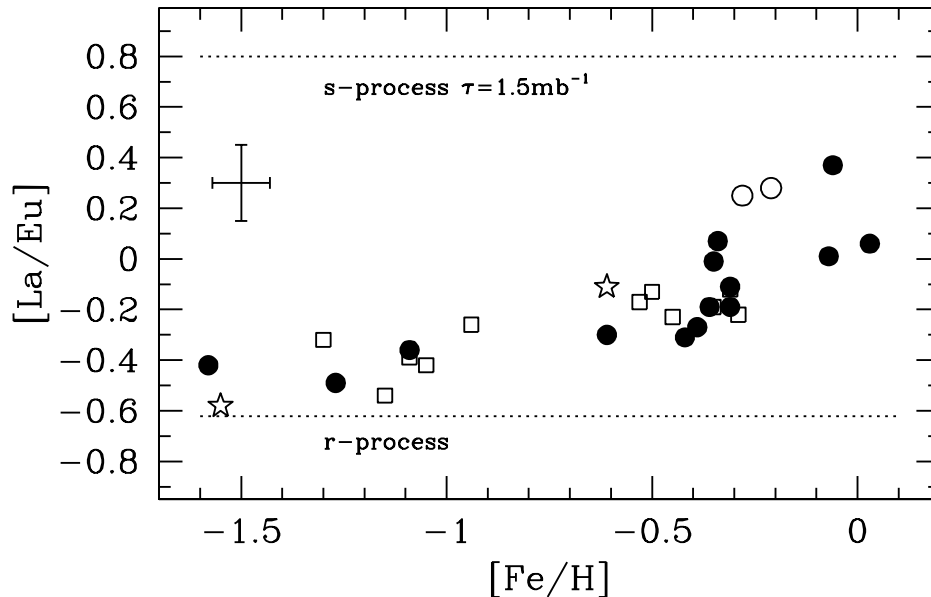


Figure 7. A plot of $[La/Eu]$ versus $[Fe/H]$. Dotted lines indicate the solar r -process ratio, and a pure s -process ratio from Malaney (1987). Symbols are the same as in Figure 2. Open squares represent chemical abundances of Galactic stars from Gratton & Sneden (1994).

α -element enhancements over the same metallicity range, might be due to an over-production of Mn in type Ia SN; thus, at early times, when fewer type Ia SN had occurred, the $[Mn/Fe]$ ratios were lower. An alternative explanation for the low $[Mn/Fe]$ ratios in low metallicity stars comes from the predictions of metallicity-dependent supernova nucleosynthesis yields for Mn (e.g. Arnett 1971, Woosley & Weaver 1995); although, these calculations were for type II SN nucleosynthesis.

In the Gratton scenario of Mn synthesis low Mn/Fe ratios are associated with enhanced α/Fe ratios. Thus, for the Sgr dSph, which as we have shown in Figures 2 and 3, possess deficient α/Fe ratios, we would expect an enhancement in Mn/Fe . This is opposite from the observed Mn/Fe ratios seen in Figure 10, which are lower than the normal trend by ~ 0.2 dex. In the Galactic bulge, where stars have been shown to have α/Fe enhancements up to solar $[Fe/H]$ (e.g. McWilliam & Rich 1994), Gratton's scenario would predict a decrease in $[Mn/Fe]$; but as Figure 10 shows, this is not the case: the bulge trend is similar to that of the solar neighborhood.

McWilliam et al. (2003) suggested that the sensitivity of the Mn yields to neutron excess, or metallicity, might be expected to apply to type Ia nucleosynthesis of the iron-peak. If this is the case, then the low Mn/Fe ratios seen in the metal-rich Sgr dSph stars could be explained if the iron-peak material was synthesized by low-metallicity type Ia SN events. The normal $[Mn/Fe]$ of the

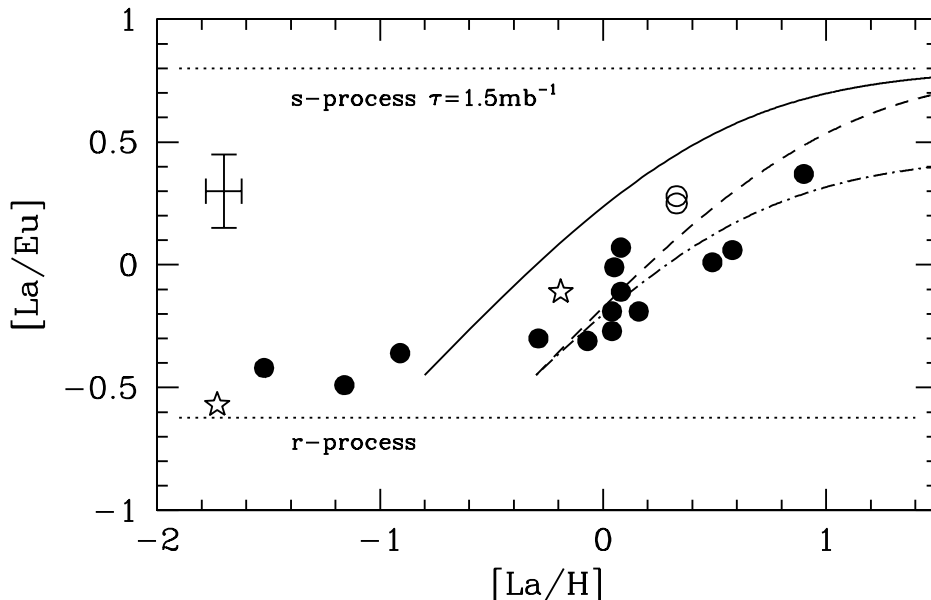


Figure 8. A plot of $[\text{La}/\text{Eu}]$ versus $[\text{La}/\text{H}]$. Dotted lines indicate the solar r -process ratio, and a pure s -process ratio from Malaney (1987). Symbols are the same as in Figure 2. The solid curve shows the composition locus when pure s -process material is added to halo composition at $[\text{La}/\text{H}] = -0.8$; the dashed line shows the locus for pure s -process added to halo composition at $[\text{La}/\text{H}] = -0.3$, and the dot-dashed line shows the result of adding 95% s -process and 5% r -process composition to the halo mixture.

bulge stars would also be explained by a metallicity-dependent yield, despite the α -element enhancements.

Timmes, Brown, & Truran (2003) argue that the ^{56}Ni yield from SN Ia is modulated by the progenitor metallicity, in the 0.2 to 0.8 M_{\odot} mass shells, as a result of a rapid burn to nuclear statistical equilibrium (NSE), and they predict a subsequent metallicity-dependent variation of the peak luminosity. The same argument indicates that low metallicity (low neutron excess) NSE would also reduce the yield of the neutron-rich isotopes, such as Mn.

We arrive at a picture where both the iron-peak elements and the neutron-capture elements in metal-rich Sgr stars have been made by a much more metal-poor population. McWilliam et al. (2003) predicted that if this is the case, then the element ratios of other metallicity-dependent species should be similarly affected; in particular, the $[\text{Cu}/\text{Fe}]$ trend in the Sgr dSph should be deficient relative to the solar neighborhood, since theoretical predictions (e.g. Woosley & Weaver 1995) and observations (e.g. Sneden & Crocker 1988, Mishenina et al. 2002, Simmerer et al 2003) suggest a strongly metallicity-dependent Cu yield.

In Figure 11 we show the observed $[\text{Cu}/\text{Fe}]$ versus $[\text{Fe}/\text{H}]$ for our 14 Sgr dSph red giant stars, as reported by McWilliam & Smecker-Hane (2004). The abundances are based on the Cu I line at 5782Å, include appropriate hfs effects, and are normalized to the result obtained from the solar line. The low metallicity

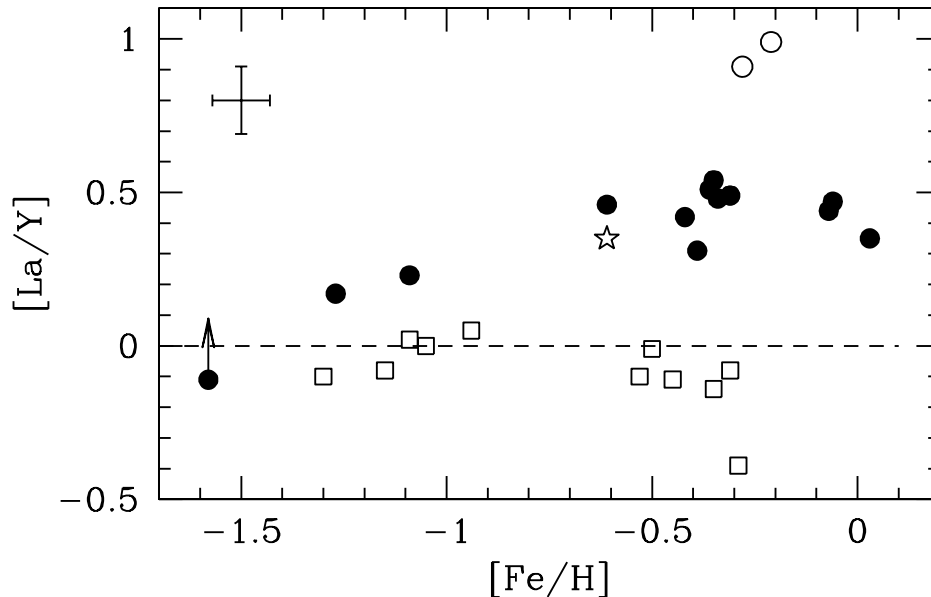


Figure 9. A plot of $[La/Y]$ versus $[Fe/H]$. Symbols are the same as in Figure 2. Open squares represent chemical abundances of Galactic stars from Gratton & Snenen (1994).

Sgr dSph stars have $[Cu/Fe]$ values typical of the Galactic halo, whilst $[Cu/Fe]$ is deficient by up to 0.5 dex in the metal-rich Sgr stars, with a hint of an increase in $[Cu/Fe]$ for the highest metallicity stars. Note that the abundance for α Boo suggests that, if anything, systematic errors may require us to lower our $[Cu/Fe]$ ratios for the Sgr dSph.

The low $[Cu/Fe]$ ratios seen in Figure 11 support the conclusions from the $[Mn/Fe]$ abundance ratios; namely, that the yields of both these elements are metallicity-dependent, and that in the metal-rich Sgr dSph the iron-peak abundances are dominated by the yields from of a much lower metallicity population.

4. Discussion

We would now like to produce a scenario for the evolution of the Sgr dSph to explain all the observed abundance trends, outlined in the previous section.

The neutron-capture element abundances suggest that metal-poor AGB stars played a significant role in the synthesis of the heavy elements. Since AGB stars that produce s-process elements are usually of low mass (typically 1.3 to $3M_{\odot}$) the progenitors are probably long-lived, and we conclude that an old, metal-poor, population dominates the abundances of s-process elements in the younger metal-rich stars.

The low $[\alpha/Fe]$ ratios, long time scales inferred by the presence of AGB s-process material, and the large spread in ages of Sgr dSph stars, inferred from color-magnitude diagrams (e.g. Layden & Sarajedini 2000), suggest that type Ia

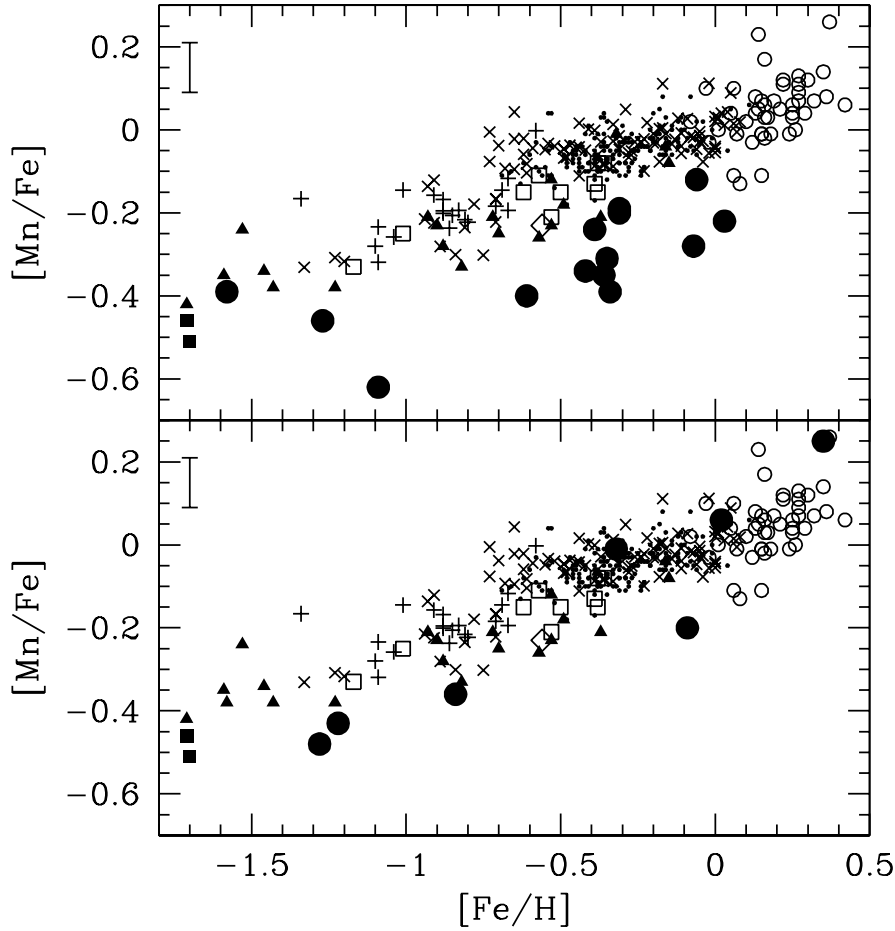


Figure 10. *Upper:* A plot showing $[\text{Mn}/\text{Fe}]$ with $[\text{Fe}/\text{H}]$ in Sgr dSph compared to the solar neighborhood. *Lower:* The same plot, but for $[\text{Mn}/\text{Fe}]$ in a sample of Galactic bulge stars. See McWilliam et al. (2003) for details.

SN contributed significantly to the composition of the younger, metal-rich Sgr population.

The low abundances of Mn and Cu suggest that the iron-peak elements of the metal-rich population were synthesized by low-metallicity supernovae, which must have been dominated by type Ia, since type II SN, with progenitors formed from the metal-rich young gas, would have produced normal Mn and Cu abundances.

The importance of metal-poor type Ia, from old progenitors, in the nucleosynthesis of the metal-rich Sgr dSph material is supported by the observed deficiencies of Na and Al, since these two elements are expected to be under-produced in type Ia SN, and under-produced at low metallicity.

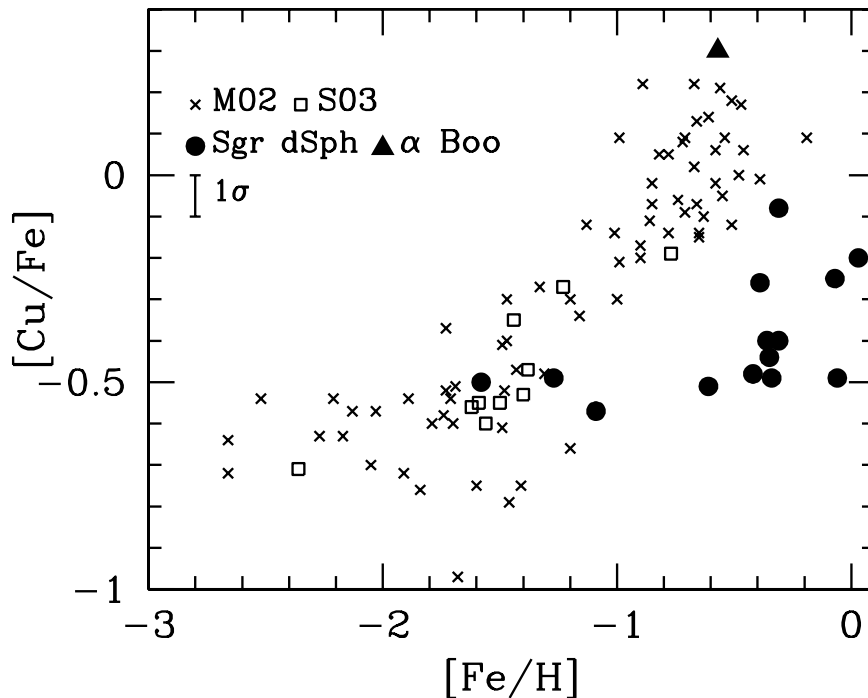


Figure 11. $[\text{Cu}/\text{Fe}]$ values for 14 Sgr dSph stars (filled circles), compared to the trend for Galactic disk and halo stars, as measured by Mishenina et al. (2002; M02 crosses) and ten globular clusters (Simmerer et al. 2003; S03 open squares). The filled triangle is for Arcturus, as measured by McWilliam & Smecker-Hane (2004).

An important question to answer is: How did synthesis products from the old, metal-poor, population come to dominate the composition of the metal-rich stars? For the injection of metals from an old, metal-poor, population to exceed the injection from young stars it is necessary to have a relatively low star formation rate at late times. This could occur in at least two ways:

First, through a significant loss of gas from the galaxy over long time scales. In this situation the initial galactic formation event produced a large number of low mass, low metallicity, stars. Subsequent mass loss, over several Gyr, would be expected of a low-mass dwarf galaxy like the Sgr dSph, and would leave a small pool of gas to form the, younger, metal-rich population. Over this long period of time the old, low-metallicity, population would inject a large amount of gas, both from the envelopes of expired AGB stars, and through ejecta from type Ia SN. This material could overwhelm the material injected from the younger generations; thus, the new generations of stars would reflect the synthesis products of the old, metal-poor, stars, as observed.

A second possible scenario is that the Sgr dSph experienced chemical enrichment dominated by a powerful burst of star formation, followed by a quiescent period of several Gyrs. Thus, after the major burst of star formation the injec-

tion of newly synthesized material from type Ia SN and AGB stars had time to occur, and could have overwhelmed the new material from young stars formed in the quiescent period. This second scenario would likely leave a reservoir of gas, which would have to be lost from the galaxy at a later time.

It is likely that a combination of both these scenarios operated in the Sgr dSph. To estimate the relative importance of these two scenarios it would be useful to have an unbiased metallicity function of the entire system. If the mass-loss scenario dominated we might expect the metallicity function to be biased to low-metallicity stars, while a discrete star-formation burst might lead to a metallicity function dominated by a narrow peak; but detailed models of the metallicity evolution would be required to distinguish between the two scenarios.

Observations of the metallicity function from Bellazzini et al. (1999) found 8 to 30% of Sgr dSph stars, depending on location, with $[\text{Fe}/\text{H}] \geq -0.7$ dex. On the other hand, Cole (2001) suggested that the Sgr dSph metallicity is peaked at $[\text{Fe}/\text{H}] \sim -0.5 \pm 0.2$ dex, based on 2MASS photometry.

Given that extensive mass-loss and, perhaps, star formation bursts are expected for low mass galaxies it should be the case that other, low-mass, galaxies have experienced a chemical evolution history similar to Sgr dSph. Thus, we might expect the chemical abundance patterns found in the Sgr dSph to be expressed in other low-mass systems. Observational evidence for this comes from two systems: the Galactic globular cluster ω Cen, and the Fornax dwarf galaxy.

Abundance analyses of stars in ω Cen (e.g. Lloyd Evans 1983, Smith et al. 2000) show that the more metal-rich stars in the cluster show $[\text{La}/\text{H}]$ enhancements of ~ 1 dex, and $[\text{La}/\text{Y}]$ enhanced by ~ 0.3 – 0.4 dex; Cunha et al. (2002) found deficient $[\text{Cu}/\text{Fe}]$ ratios in the metal-rich ω Cen stars by as much as 0.5 dex, relative to the solar neighborhood trend. These results are remarkably similar to our findings for the Sgr dSph, except that ω Cen has a lower average $[\text{Fe}/\text{H}]$, near -1.8 dex. These abundance similarities, as well as the spread in $[\text{Fe}/\text{H}]$ suggest that the two systems share similar chemical evolution histories. However, ω Cen shows the normal halo enhancement of the alpha elements, and enhancements of Na and Al, rather than the deficiencies we find in Sgr dSph; thus, there must have been some differences in their evolutionary histories. This supports the idea that ω Cen is the nucleus of an accreted dwarf galaxy (e.g. Gnedin et al. 2002).

Three stars in the Fornax dwarf spheroidal galaxy were analyzed by Shetrone et al. (2003); two were metal-poor, and possessed halo-like neutron-capture abundances, but the third star, with $[\text{Fe}/\text{H}] \sim -0.7$ showed large s-process enhancements, ~ 1 dex. Shetrone et al. (2003) concluded that the most likely explanation for this star is that it underwent mass transfer in a binary system with an evolved AGB star; although with such a small sample they could not rule out the possibility that the most metal-rich stars in Fornax have large s-process enrichment from AGB stars, in comparison to the number of r-process SN events. Contrary to Shetrone et al. (2003) our opinion is that the similarity of the s-process enhancements in metal-rich Sgr dSph and Fornax stars strongly suggest that Fornax evolved similar to Sgr dSph.

AMcW gratefully acknowledges support from NSF grants AST-96-18623 and AST-00-98612. TSH acknowledges support from NSF grants AST-96-19460 and AST-00-70895, and a AAS Small Research Grant.

References

- Allende Prieto, C., Barklem, P.S., Lambert, D.L., & Cunha, K. 2004, *A&A*, 420, 183
- Allende Prieto, C., Lambert, D.L., & Asplund, M. 2001, *ApJ*, 556, L63
- Arnett, W.D. 1971, *ApJ*, 166, 153
- Arnett, W.D., & Thielemann, F.-K. 1985, *ApJ*, 295, 589
- Bellazzini, M., Ferraro, F.R., & Buonanno, R. 1999, *MNRAS*, 307, 619
- Bonifacio, P., Hill, V., Molaro, P., Pasquini, L., Di Marcantonio, P., & Santin, P. 2000, *A&A*, 359, 663
- Brown, J.A., Wallerstein, G., & Gonzalez, G. 1999, *AJ*, 118, 1245
- Busso, M., Gallino, R., & Wasserburg, G.J. 1999, *ARA&A*, 37, 239
- Cole, A.A. 2001, *ApJ*, 559, L17
- Cunha, K., Smith, V.V., Suntzeff, N.B., Norris, J.E., Da Costa, G.S., & Plez, B. 2002, *ApJ*, 124, 379
- Edvardsson, B., Andersen, J., Gustafsson, B., Lambert, D.L., Nissen, P.E., & Tomkin, J. 1993, *A&A*, 275, 101
- Gnedin, O.Y., Zhao, G., Pringle, J.E., Fall, M.S., Livio, M., & Meylan, G. 2002, *ApJ*, 568, L23
- Gratton, R.G. 1989, *A&A*, 208, 171
- Gratton, R.G., & Sneden, C. 1988, *A&A*, 204, 193
- Gratton, R.G., & Sneden, C. 1994, *A&A*, 287, 927
- Kraft, R.P., Sneden, C., Smith, G.H., Shetrone, M.D., Langer, G.E., & Pilachowski, C.A. 1997, *AJ*, 113, 279
- Kurucz, R.L. 1993, private communication
- Layden, A.C., & Sarajedini, A. 2000, *AJ*, 119, 1760
- Lloyd Evans, T. 1983, *MNRAS*, 204, 975
- Malaney, R.A. 1987, *ApJ*, 321, 832
- Matteucci, F., & Brocato, E. 1990, *ApJ*, 365, 539
- McWilliam, A. 1997, *ARA&A*, 35, 503
- McWilliam, A., Preston, G.W., Sneden, C., & Sheckman, S. 1995, *AJ*, 109, 2736
- McWilliam, A., & Rich, R.M. 1994, *ApJS*, 91, 749
- McWilliam, A., Rich, R.M., & Smecker-Hane, T.A. 2003, *ApJ*, 592, L145
- McWilliam, A., & Smecker-Hane, T.A. 2004, *ApJ*, *submitted*
- Mishenina, T.V., Kovtyukh, V.V., Soubiran, C., Travaglio, C., & Busso, M. 2002, *A&A*, 396, 189
- Simmerer, J., Sneden, C., Ivans, I.I., Kraft, R.P., Shetrone, M.D., & Smith, V.V. 2003, *AJ*, 125, 2018
- Shetrone, M.D., 1996, *AJ*, 112, 1517
- Shetrone, M., Venn, K.A., Tolstoy, E., Primas, F., Hill, V., & Kaufer, A. 2003, *AJ*, 125, 684
- Smecker-Hane, T.A., & McWilliam, A. 2002, astro-ph/0205411 (SM02)
- Smith, V.V., Suntzeff, N.B., Cunha, K., Gallino, R., Busso, M., Lambert, D.L., & Straniero, O. 2000, *AJ*, 119, 1239
- Sneden, C., & Crocker, D.A. 1988, *ApJ*, 335, 406
- Sneden, C., Kraft, R.P., Guhathakurta, P., Peterson, R.C., & Fulbright, J.P. 2004, *AJ*, 127, 2162
- Tautvaisiene, G., Wallerstein, G., Geisler, D., Gonzalez, G., & Charbonnel, C. 2004, *AJ*, 127, 373
- Timmes, F.X., Brown, E.F., & Truran, J.W. 2003, *ApJ*, 590, L83
- Tinsley, B.M. 1979, *ApJ*, 229, 1046
- Vogt, S.S. et al. 1994, *S.P.I.E.*, 2198, 362
- Wallerstein, G. 1962, *ApJS*, 6, 407
- Wheeler, J.C., Sneden, C., & Truran, J.W. 1989, *ARA&A*, 27, 279
- Woolf, V., Tomkin, J., & Lambert, D.L. 1995, *ApJ*, 453, 660
- Woosley, S.E., & Weaver, T.A. 1995, *ApJS*, 101, 181