

The self regulating star formation of gas rich dwarf galaxies in quiescent phase

Masakazu A.R. Kobayashi and Hideyuki Kamaya

Department of Astronomy, School of Science, Kyoto University, Sakyo-ku, Kyoto 606-8502, JAPAN

Received 2 July 2004 / Accepted 30 August 2004

Abstract. The expected episodic or intermittent star formation histories (SFHs) of gas rich dwarf irregular galaxies (dIrrs) are the longstanding puzzles to understand their whole evolutionary history. Solving this puzzle, we should grasp what physical mechanism causes the quiescent phase of star formation under the very gas rich condition after the first starburst phase. We consider that this quiescent phase is kept by lack of H_2 , which can be important coolant to generate the next generation of stars in the low-metal environment like dIrrs. Furthermore, in dIrrs, H_2 formation through gas-phase reactions may dominate the one on dust-grain surfaces because their interstellar medium (ISM) are very plentiful and the typical dust-to-gas ratio of dIrrs ($D_{\text{dIrrs}} = 1.31 \times 10^{-2} D_{\text{MW}}$, where D_{MW} is its value for the local ISM) is on the same order with a critical value $D_{\text{cr}} \sim 10^{-2} D_{\text{MW}}$. We show that the lack of H_2 is mainly led by H^- destruction when gas-phase H_2 formation dominates since H^- is important intermediary of gas-phase H_2 formation. H^- is destroyed by the radiation from all stars born in the previous starburst phase because H^- destroying infrared photon can penetrate the whole ISM of dIrrs. Considering the physical process which timescale is the longest as main process in regulating global star formation, we can show this lack of H_2 leads the quiescent phase of star formation. Hence, we can say that the stellar radiation which destroys H^- and leads low H_2 abundance should be properly treated in studying SFHs of dIrrs.

Key words. galaxies: dwarf — galaxies: evolution — galaxies: irregular — stars: formation

1. INTRODUCTION

Dwarf galaxies are the galaxies with lower luminosity, lower mass and smaller size, and they are much more abundant in number than normal galaxies on the Hubble sequence like our Milky Way (see Kunth & Östlin 2000, for a recent review of local group dwarf galaxies). These natures imply that they are basic building blocks of the normal galaxies in hierarchical structure formation scenarios of the cold dark matter universe (Cole et al. 2000; Corbin & Vacca 2002; Monica 2003). In addition, the dwarf galaxies have lower abundances of heavy elements than those of the normal galaxies; therefore, they are still in an early stage of chemical evolution and/or are analogies to primordial galaxies (e.g., Izotov & Thuan 1999).

Dwarf galaxies are classified by their morphological appearances into some basic types. One of the morphological types is dwarf irregular galaxies (dIrrs), which characteristics are irregular and amorphous appearances at optical wavelengths. Interestingly, unlike other morphological types of dwarf galaxies, dIrrs still have plentiful interstellar medium (ISM) and in general show ongoing star formation and HII region (Mateo 1998; Kunth & Östlin 2000). The star formation histories (SFHs) of dIrrs are considered to be episodic, that is, quiescent phase follows a starburst phase (Greggio et al.

1993; Tolstoy et al. 1998; Grebel 1999), and their star formation rates (SFRs) are more widely distributed ($\sim 10^{-4} - 10^{-2} [M_{\odot}/\text{yr}/\text{kpc}^2]$) than that of the normal galaxies (Hunter 1997). In this issue, we particularly focus on the dIrrs which are considered to be in their quiescent phase of star formation (i.e. $\text{SFR} \sim 10^{-4} [M_{\odot}/\text{yr}/\text{kpc}^2]$).

However, despite their closeness, the regulation of star formation even in the Local Group dIrrs is not yet well understood. Actually, it is very surprising that they have been forming stars recently because their gravitational potential are shallow (Skillman & Bender 1997, for a review) and comparable to the energies of some supernova explosions; therefore, they should have little ISM after some supernovae (several million years from the epoch of dIrrs formed), and thus, the recent and ongoing star formation would not occur. Why do they still have plentiful gas? Why do they show ongoing star formation? Both the questions are still controversial. Even if these questions are solved, another puzzle remains; why do they form stars at such low rates in spite of having plentiful ISM as material of stars? This paper attempts to solve this puzzle by investigating the non-chemical equilibrium molecule formation history of dIrrs on some assumptions.

For the star formation processes in low-metallicity environment, hydrogen molecules (H_2) can be important coolants at the gas temperature $T \lesssim 10^4$ K (Peebles & Dicke 1968); more abundant H_2 leads gas to cool faster, and therefore, would re-

Send offprint requests to: M. A.R. Kobayashi,
e-mail: kobayasi@kusastro.kyoto-u.ac.jp

sult in more active star formation. Although H_2 forms primarily on the surfaces of dust grains in local molecular clouds, H_2 can also form in gas-phase through the reactions, which intermediaries are negatively charged hydrogen (H^-),



or ionized hydrogen molecule (H_2^+),



These gas-phase reactions are active $T \sim 10^4$ K and the reactions (1) and (2) can more efficiently form H_2 than the (3) and (4) reactions (e.g., Abel et al. 1997). On the other hand, H_2 is dissociated by collisions with other chemical species and the absorption of ultraviolet (UV) photons called the Lyman-Werner band (LW) photons ($11.26 \text{ eV} \leq h\nu \leq 13.6 \text{ eV}$), which are mainly radiated by early type stars (Field, Somerville & Dressler 1966).

Many astrophysicists have built the theoretical models concentrated on the dissociation of H_2 by the LW photons because they have investigated the second epoch of star formation after the first stars have been formed in metal-free molecular cloud (e.g., Silk 1977; Nishi & Tashiro 2000). These models result in the low abundance of H_2 in relatively large region (several hundred parsec around the source star of the LW photons), and thus, negative-feedback on further star formation in the host cloud of the star. However, in dIrrs, the region affected by LW photons would be smaller than previously predicted because dIrrs are gas rich system; the mean free paths of LW photons are on the order of 1 pc (\ll the typical size of dIrrs) with typical parameters of primordial clouds (Haiman, Rees & Loeb 1996). Furthermore, early type stars as the sources of LW photons are rare in dIrrs. Therefore, the negative-feedback on further star formation brought about the H_2 dissociation by the LW photons may be negligible in dIrrs.

By the way, if H_2 is formed by gas-phase reactions (equations 1-4), the formative abundance of H_2 , y_{H_2} , largely depends on the H^- abundance, y_{H^-} , because the H_2 formation process through H^- is more effective than the one through H_2^+ (in §2, we discuss that gas-phase H_2 formation may dominate grain-catalyzed H_2 formation in dIrrs). We expect that y_{H_2} in dIrrs is more effectively influenced by the destruction of H^- than by the direct dissociation of H_2 due to the LW photons. This is because that the typical mean free path of the H^- destroying infrared (IR) photons (its wavelength $\lambda \lesssim 1.64 \mu\text{m}$), l_{IR} , would be sufficiently longer than that of the LW photons; $l_{\text{IR}} \sim 100 \text{ kpc}$ (\gg the typical size of dIrrs) with typical parameters of primordial clouds. Therefore, the IR photons can penetrate and affect the whole ISM. Furthermore, the IR photons are also radiated by low-mass stars as well as early type stars. Thus, all stars born in the previous starburst phase can be considered as the sources of the H^- destroying photons. If H^- is seriously destroyed by the IR photons of the interstellar radiation field (ISRF) of dIrrs, the star formation activity may become more inactive at almost the whole ISM.

With this expectation, we construct the theoretical model to investigate y_{H_2} . In §2, we compare the rates of gas-phase and grain-catalyzed H_2 formation, and show gas-phase H_2 formation may dominate in dIrrs. §3 describes our model for the star formation process in dIrrs and §4 presents our results. Finally, we summarize our study and briefly discuss about the next starburst phase in §5.

2. GAS-PHASE AND GRAIN-CATALYZED H_2 FORMATION

H_2 formation on dust-grain surfaces completely dominates gas-phase one in the local ISM. However, if the dust-to-gas ratio, D , is lower than a critical value, D_{cr} , gas-phase H_2 formation dominates grain-catalyzed formation (Kamaya & Hirashita 2001; Glover 2003). Despite the H_2 formation rate on grain surfaces is still uncertain, Glover (2003) calculates D_{cr} in some astrophysical situations by tentatively adopting the rate of Hollenbach & McKee (1979). As noted in Glover (2003), the temperature dependence of D_{cr} is very strong; at low temperatures ($T \lesssim \text{a few} \times 10^2 \text{ K}$), grain-catalyzed H_2 formation is relatively efficient and D_{cr} is very small ($D_{\text{cr}} \lesssim 10^{-3} D_{\text{MW}}$, where D_{MW} is the dust-to-gas ratio in the local ISM), while at high temperatures, gas-phase H_2 formation is efficient and thus, D_{cr} is large. In addition, D_{cr} also depends on the ionisation degree and the density of ISM; both high-ionisation and high-density lead the high efficiency of gas-phase H_2 formation and large D_{cr} .

By the way, we focus on the process that the ISM of dIrrs once is heated up by stellar-radiation, supernovae and/or other processes, and then cools down to the temperature at which star formation is effective under ISRF. Thus, re-calculating D_{cr} (eq. (35) of Glover (2003)) by using the physical parameters in which we interested, we have $D_{\text{cr}} \gtrsim 10^{-2} D_{\text{MW}}$ at $T \gtrsim 5000 \text{ K}$ as shown in the dotted line of figure 1. This critical value is on the same order of magnitude with the typical value for dIrrs $D_{\text{dIrrs}} \sim 1.3 \times 10^{-2} D_{\text{MW}}$ (Lisenfeld & Ferrara 1998).

At $T \lesssim 5000 \text{ K}$, the ISM cools off at a stroke. This is because D_{cr} becomes smaller than D_{dIrrs} , and thus, H_2 formation on dust-grain surfaces may dominate; therefore, y_{H_2} rapidly increases. Furthermore, if the metallicity of dIrrs is higher than a critical value $\sim 10^{-2} Z_{\odot}$ (Nishi & Tashiro 2000) (the same order with the metallicity of the most metal-deficient galaxy, I Zw 18), metal cooling dominates H_2 cooling at this temperature range. However, we are interested in the temperature at which the cooling timescale is the longest because global star formation timescale is decided by the slowest physical process. Thus, the interesting temperature is found to be $\sim 5000 \text{ K}$, at which gas-phase H_2 formation dominates. Therefore, it is meaningful to study the SFHs of dIrrs on the assumption that gas-phase H_2 formation is important.

3. MODEL AND CALCULATION

We calculate the time-dependent, non-chemical equilibrium, ionisation and molecule formation history of a gas system in dIrrs composed of hydrogen and helium. Neglecting the dynamics of the gas system in ISM, we concentrate on the

time evolution of the density and temperature in some regions in dIrrs. We consider the following 9 chemical species; H , H^+ , H^- , H_2 , H_2^+ , He , He^+ , He^{++} , e^- . In dIrrs, the helium abundance is still maintained almost primordial value because dIrrs are still in an early stage of chemical evolution; therefore, it is assumed to be primordial value (24% of hydrogen by mass fraction) in our calculation (Skillman et al. 1993; Izotov et al. 1999).

At first, the ISRF in our model, J_ν , is assumed to have same energy dependence with that of the solar vicinity, J_ν^\odot (see Mathis, Mezger & Panagia 1983), and its intensity is normalised by that of the solar vicinity; $J_\nu = \varepsilon \cdot J_\nu^\odot$. In order to investigate the dependence of y_{H_2} on the ISRF, we change the ratio ε from 0.01 to 100 with the step of one order of magnitude. At next, decomposing the ISRF of solar vicinity into four parts, that is, early type stars, two types of disc stars ($T_{\text{eff}} = 7500 \text{ K}$, 4000 K) and red giant stars ($T_{\text{eff}} = 3000 \text{ K}$) as in Mathis, Mezger & Panagia (1983), we investigate which degree each component affects y_{H_2} . Initial conditions of all calculations are $T_{\text{ini}} = 1.0 \times 10^6 \text{ K}$, $n_{\text{ini}} = 3.0 \times 10^{-3} \text{ cm}^{-3}$, and the initial abundances of each chemical species are that in chemical equilibrium at T_{ini} .

4. Results

Figure 2 shows y_{H_2} and y_{H^-} under some ISRF intensities. As the ISRF becomes more intense, these formative abundances monotonically decrease at a fixed temperature. y_{H_2} at $T = 5000 \text{ K}$, which is tightly connected with the SFRs of dIrrs in our model (see equation 6), reaches $\sim 10^{-5}$ for the ISRF ten times more intense than that of the solar vicinity. This low H_2 abundance means that the ISM cannot cool down and that star formation is delayed, and thus, this can explain the observed small SFRs of dIrrs in their quiescent phase.

The dependences of y_{H_2} at 5000 K on the ISRF intensity are drawn in figure 3. The radiation from both disc stars ($T_{\text{eff}} = 7500 \text{ K}$, 4000 K) and giant stars ($T_{\text{eff}} = 3000 \text{ K}$) is as important as that from early type stars as the LW band photon sources in order to decrease y_{H_2} . The ISRF intensity, which is slightly stronger than that of solar vicinity, may be easily attainable because the ISRF intensity of the solar vicinity is still much weaker than that of the Magellanic Clouds (Bluhm & de Boer 2001; Contursi et al. 2000).

Here, we simply model the SFR, using Jeans mass, M_J , Jeans radius, r_J , cooling time, t_{cool} , and the mass conversion fraction from clouds to stars (star formation efficiency; SFE);

$$\text{SFR} = \frac{\text{SFE} \cdot M_J}{t_{\text{cool}}} / r_J^2. \quad (5)$$

This equation means that a cloud with mass M_J and size r_J will cool down in the timescale t_{cool} and some portions of the cloud which mass fraction are represented by SFE will convert into stars. Then, we apply the model to our simulation, and get

$$\text{SFR} \sim 1.0 \times 10^{-4} \cdot \left(\frac{\text{SFE}}{10^{-3}} \right) \cdot \left(\frac{y_{H_2}}{10^{-5}} \right) [\text{M}_\odot/\text{yr}/\text{kpc}^2], \quad (6)$$

where y_{H_2} is the abundance of H_2 at 5000 K , at which the cooling timescale is the longest. We can predict that the SFE of

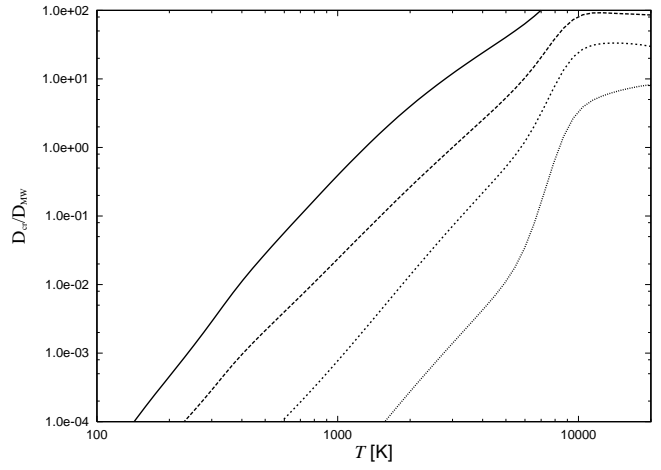


Fig. 1. D_{cr} as a function of the gas temperature T under some ISRF intensities are presented. The thick, long-dashed, short-dashed and dotted lines represent D_{cr} for the ISRF intensity ratios ε of 0.010, 0.10, 1.0, and 10.0, respectively. The ionisation degree and the density are self-consistently calculated.

dIrrs is low (the order of 10^{-3}), and ISRF of dIrrs is stronger than that of the solar vicinity in order to understand why the SFRs of dIrrs are such low.

5. SUMMARY AND DISCUSSION

We can conclude that the low mass stars, which are considered to be H^- destroying photon sources, are as important as high mass OB stars as the sources of LW band photon in understanding the episodic SFHs of dIrrs. That is, the radiation from many low mass stars burn in previous burst epoch of star formation destroys H^- , which is the intermediary of gas-phase H_2 formation process, and suppresses further H_2 formation with H_2 dissociation, and keep the SFHs in quiescent phase. The schematic explanation of our conclusion is represented by figure 4. Incidentally, we can say that low mass stars are more important than OB stars because the typical life time of OB stars is considerably short ($\sim 10^6 \text{ yr}$). Furthermore, low mass stars may be much more abundant in low surface brightness galaxies than ordinary expected (Lee et al. 2004); that is, “bottom-heavy” initial mass function (IMF) is suggested there. If this IMF stands up in dIrrs, the contribution of the low mass stars to decrease y_{H_2} may become more and more important.

Acknowledgements. We are grateful to the referee for his/her encouraging comments. This work is supported by the Grant-in-Aid from the Ministry of Education, Culture, Sports, Science and Technology (MEXT) of Japan (16740110) and the Grant-in-Aid for the 21st Century COE “Center for Diversity and Universality in Physics” from MEXT of Japan.

References

- Abel, T., Anninos, P., Zhang, Y., & Norman, M. L. 1997, *New A*, 2, 181
- Bluhm, H., & de Boer, K. S. 2001, *A&A*, 379, 82

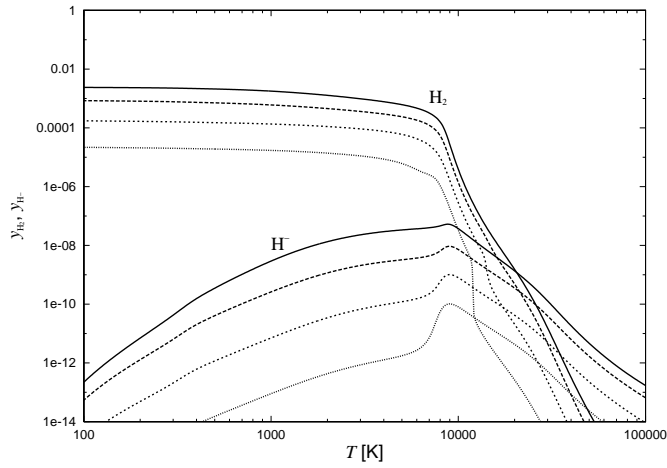


Fig. 2. y_{H_2} and y_{H^-} as a function of T under some ISRF intensities are presented. The four lines increased monotonically as the temperature decreases are y_{H_2} (labelled as "H₂") and other four lines are y_{H^-} (also labelled as "H⁻"). The thick, long-dashed, short-dashed and dotted lines represent the formative abundances for the ISRF intensity ratios ε of 0.010, 0.10, 1.0, and 10.0, respectively.

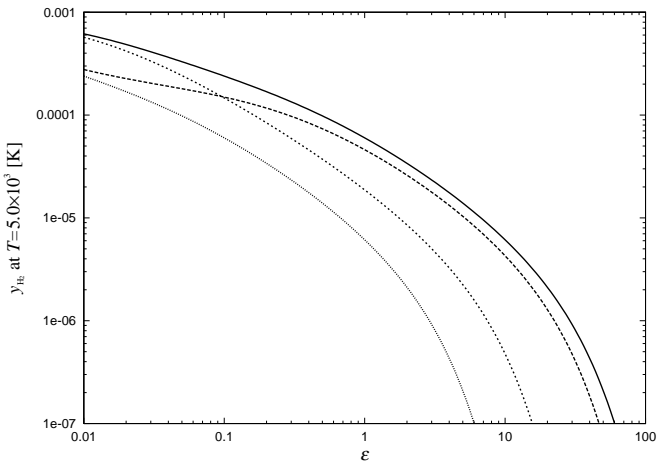


Fig. 3. y_{H_2} at $T = 5000$ K as a function of the normalized ISRF intensity, ε , and its dependence on the spectral energy distribution (SED) of ISRF are shown. The thick line represents y_{H_2} for the SED of the solar vicinity ISRF. The long-dashed line is also the one, while the ISRF has increment of all components except for early type stars by an order of magnitude. The short-dashed is that for the ISRF with increment of only the component of early type stars by an order of magnitude. The dotted line is for the all components to be increased by an order of magnitude.

Cole, S., Lacey, C., Baugh, C. M., & Frenk, C. S. 2000, MNRAS, 319, 168
 Contursi, A., Lequeux, J., Cesarsky, D., et al. 2000, A&A, 362, 310
 Corbin, M. R., & Vacca, W. D. 2002, ApJ, 581, 1039
 Field, G. B., Somerville, W. B., & Dressler, K. 1966, ARA&A, 4, 207
 Glover, S. C. O. 2003, ApJ, 584, 331

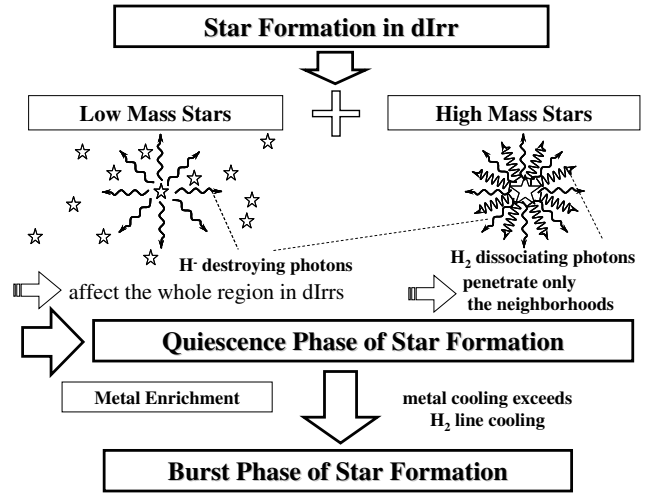


Fig. 4. The schematic explanation of our scenario for SFHs of dIrrs.

Grebel, E. K. 1999, in IAU Symp. 192, The Stellar Content of the Local Group, ed. P. Whitelock & R. Cannon (San Francisco:ASP), 17
 Greggio, L., Marconi, G., Tosi, M., & Focardi, P. 1993, AJ, 105, 894
 Haiman, Z., Rees M. J., & Loeb, A. 1996, ApJ, 467, 522
 Hollenbach, D., & McKee, C. F. 1979, ApJS, 41, 555
 Hunter, D. A. 1997, PASP, 109, 937
 Izotov, Y. I., Chaffee, F. H., Foltz, C. B., et al. 1999, ApJ, 527, 757
 Izotov, Y. I., & Thuan, T. X. 1999, ApJ, 511, 639
 Kamaya, H., & Hirashita, H. 2001, PASJ, 53, 483
 Kunth, D., & Östlin, G. 2000, A&A Rev., 10, 1
 Lee, H.-c., Gibson, B. K., Flynn, C., Kawata, D., & Beasley, M. A. 2004, MNRAS, 353, 113
 Lisenfeld, U., & Ferrara, A. 1998, ApJ, 496, 145
 Mateo, M. 1998, ARA&A, 36, 435
 Mathis, J. S., Mezger, P. G., & Panagia, N. 1983, A&A, 128, 212
 Monica, T. 2003, Ap&SS, 284, 651
 Nishi, R., & Tashiro, M. 2000, ApJ, 537, 50
 Peebles, P. J. E., & Dicke, R. H. 1968, ApJ, 154, 891
 Silk, J. 1977, ApJ, 211, 638
 Skillman, E. D., & Bender, R. 1995, Rev. Mex. Astron. Astrofis., 3, 25
 Skillman, E. D., Terlevich, R. J., Terlevich, E., Kennicutt, R. C., Jr., & Garnett, D. R. 1993, in Texas/PASCOS '92 Relativistic Astrophysics and Particle Cosmology, edited by C. Akerlof and M. Srednicki (New York Academy of Sciences, New York), p.739
 Tolstoy, E., Gallagher, J. S., Cole, A. A., et al. 1998, AJ, 116, 1244