

Young Crab-like pulsars and luminous X-ray sources in starbursts and optically dull galaxies

Rosalba Perna^{1,2} and Luigi Stella³

1. *Department of Astrophysical Sciences, Princeton University, Princeton, NJ, 08544*

3. *INAF - Osservatorio Astronomico di Roma, Via Frascati 33, I-00040 Rome, Italy*

ABSTRACT

Recent *Chandra* observations of nearby galaxies have revealed a number of ultraluminous X-ray sources (ULXs) with super-Eddington luminosities, away from the central regions of non-active galaxies. The nature of these sources is still debated. We argue that a fraction of them could be young, Crab-like pulsars, the X-ray luminosity of which is powered by rotation. We use the pulsar birth parameters estimated from radio pulsar data to compute the steady-state pulsar X-ray luminosity distribution as a function of the star formation rate (SFR) in the galaxy. We find that $\sim 10\%$ of optically dull galaxies are expected to have a source with $L_x \gtrsim 10^{39}$ erg/s, while starbursts galaxies should each have several of these sources. We estimate that the X-ray luminosity of a few percents of galaxies is dominated by a single bright pulsar with $L_x \gtrsim 10^{39}$ erg/s, roughly independently of its SFR. We discuss observational diagnostics that can help distinguish the young pulsar population in ULXs.

Subject headings: stars: neutron stars — X-rays: stars — X-rays: galaxies — galaxies: starburst

1. Introduction

It has been known since the ROSAT (and Einstein) surveys that the X-ray luminosity function of normal galaxies extends up to luminosities $\sim 10^{42}$ erg/s (e.g. Fabbiano 1989 for a review). This high-luminosity tail was soon attributed to galaxies characterised by conspicuous regions of intense star formation activity (“starbursts”). Young (and short-lived) X-ray binary systems, mainly binaries with a high mass donor star (“high mass X-ray

²Spitzer fellow

binaries”, HMXBs), are expected to be tracers of star formation. Therefore the higher X-ray luminosity of starburst galaxies compared to normal galaxies should result from their larger population of young X-ray binaries. Our Galaxy contains some ~ 80 high mass X-ray binaries with a persistent luminosity $\gtrsim 10^{35}$ ergs/s; their integrated luminosity is in the 10^{38} ergs/s range. The bulk of this luminosity derives from the higher luminosity sources, which in our galaxy do not exceed $\sim 10^{38}$ erg/s. On the other hand, the integrated X-ray luminosity of starburst galaxies is often in the $\sim 10^{40} - 10^{41}$ erg/s range. The sensitivity and spatial resolution of the ROSAT and Einstein telescopes proved insufficient to resolve the X-ray emission of starbursts into its main constituents. Yet images of nearby galaxies suggested in several cases the presence of highly super-Eddington stellar-mass sources ($\sim 10^{40}$ erg s $^{-1}$ level).

The superior spatial resolution and sensitivity afforded by the X-ray telescope on board *Chandra* has recently yielded two important new pieces of information. Firstly, the images of a some nearby starbursts (e.g. those in NGC4579 (Eracleous et al. 2002), NGC3256 (Lira et al. 2002) and the Antennae (Zesas et al. 2002)) demonstrated that an important fraction (up to a half) of their X-ray luminosity derives from a few very bright individual X-ray sources, the luminosity of which is $\sim 10^{39.5} - 10^{40}$ and $\sim 10^{40} - 10^{40.5}$ erg/s in the case of the Antennae and NGC 3256, respectively. Secondly, optical follow-up studies of sources in deep *Chandra* images revealed a few early type galaxies that show no sign of nuclear activity and yet emit X-rays likely from an individual source at the $\sim 10^{41} - 10^{42}$ erg/s level (e.g. Hornschmeier et al. 2003; Norman et al. 2004; Fabbiano & White 2003 for a review and Ptak & Colbert 2004 for a summary of the statistical properties of galaxies with ULXs).

A variety of models have been proposed to explain the origin of these ultraluminous X-ray sources. These include, among others, accreting intermediate mass black holes (IMBH) possibly in binaries, microquasars, transient super-Eddington accretors, background BL Lac objects, young supernova remnants (SNRs) in extremely dense environments, beamed X-ray binaries (Fabbiano 1989; Marston et al. 1995; Colbert & Mushorsky 1999; Makishima et al. 2000; King et al. 2001; Karet et al. 2001; Begelman 2002; Miller et al. 2003). All the observational evidence gathered so far does not appear to point uniquely to any of the above scenarios. ULXs might actually be a heterogeneous population.

In this paper, we argue that a sizeable fraction of these ultraluminous X-ray sources are likely to be young, Crab-like pulsars, the X-ray emission of which is powered by their rotational energy rather than by accretion. A number of these sources is indeed expected in any star-forming region galaxy; these sources would not require any “special”, unusual condition to output a large X-ray luminosity when they are very young. Here we compute their X-ray luminosity distribution, based on the birth parameters determined from pulsar

radio studies; we then discuss observational diagnostics that can help identify them among the population of ULXs.

2. Pulsar X-ray luminosity

Most isolated neutron stars are X-ray bright throughout all their lifetime: at early times, their X-ray luminosity is powered by rotation (e.g. Michel 1991; Becker & Trumper 1997a and references therein); after an age of $\sim 10^3 - 10^4$ yr, when the star has slowed down sufficiently, the dominant X-ray source becomes the internal energy of the star, and finally, when their internal heat is exhausted, accretion by the ISM continues to make them shine again, although to a low luminosity level (e.g. Blaes & Madau 1993; Popov et al. 2000; Perna et al. 2003).

What is of interest for this work, is the origin of the X-ray luminosity at early times, when rotation is the main source of energy. During a Crab-like phase, relativistic particles accelerated in the pulsar magnetosphere are fed to a synchrotron emitting nebula¹, the emission of which is characterized by a powerlaw spectrum. Another important contribution is the pulsed X-ray luminosity (about 10 % of the total in the case of the Crab) originating directly from the pulsar magnetosphere.

Observationally there appears to be a correlation between the rotational energy loss of the star, $\dot{E}_{\text{rot}} = I\Omega\dot{\Omega}$, and its X-ray luminosity, L_x . This correlation was first noticed in a small sample of radio pulsars by Seward & Wang (1998), and later examined in more detail by Becker & Trumper (1997). They found that a sample of 27 pulsars detected with ROSAT in the 0.1-2.4 keV band could be well described by the relation $L_x(\dot{E}_{\text{rot}}) \approx 10^{-3} \dot{E}_{\text{rot}}$. This correlation appears to hold over a wide range of rotational energy losses, encompassing different emission mechanisms of the pulsar (see above). In the high L_x regime of interest for this work, however, the X-ray emission is dominated by rotational energy losses. A more appropriate energy band for the correlation $L_x - \dot{E}_{\text{rot}}$ is above ~ 2 keV, where the contribution of atmospheric emission due to the internal heat of the star (as well as the uncertainty in the spectral fitting due to the interstellar absorption) is reduced. The $L_x - \dot{E}_{\text{rot}}$ correlation in the 2-10 keV band was first examined by Saito (1998) for a small sample of pulsars. The most comprehensive investigation up to date has been performed by Possenti et al. (2002). They

¹It appears that all energetic pulsars with $\dot{E}_{\text{rot}} \gtrsim 4 \times 10^{36}$ erg/s possess a pulsar wind nebula (Gotthelf 2004).

found, for a sample of 39 pulsars, that the $L_x - \dot{E}_{\text{rot}}$ correlation is best fit by the relation

$$L_x = 10^{-15.3} (\dot{E}_{\text{rot}}/\text{erg s}^{-1})^{1.34} \text{ erg s}^{-1}. \quad (1)$$

Although empirically established, there is no physical reason for which Eq.(1) should break down for values of \dot{E}_{rot} larger than the currently observed range. We therefore assume that it holds also for larger values of \dot{E}_{rot} . Given the scatter in the data, we allow for a scatter in the relation (1) by assigning, to a pulsar of rotational energy \dot{E}_{rot} , an X-ray luminosity drawn from a log-Gaussian distribution of mean given by Eq(1) and standard deviation (in log) $\sigma = 0.5$. Our results are not particularly sensitive to the precise value of σ . It should be noted that the extrapolation of Eq.(1) at luminosities much higher than the observed range could lead to values of $L_x > \dot{E}_{\text{rot}}$. To prevent this from happening, we further impose the condition that the efficiency $\eta_x \equiv L_x/\dot{E}_{\text{rot}}$ be always ≤ 1 . Note that, in their sample, Possenti et al. found this efficiency to be as high as 0.8, and that η_x appears to be an increasing function of \dot{E}_{rot} .

The rotational energy loss of the star, under the assumption that it is dominated by magnetic dipole losses, is given by

$$\dot{E}_{\text{rot}} \simeq \frac{B^2 \sin^2 \theta \Omega^4 R^6}{6c^3}, \quad (2)$$

where R is the radius of the neutron star, which we assume fixed at a value of 10 km, B its magnetic field, $\Omega = 2\pi/P$ its angular velocity, and θ the angle between the magnetic and spin axes.

In order to compute the X-ray luminosity distribution of a population of young pulsars, the magnetic fields and the initial periods of the pulsars need to be known. Modeling the intrinsic properties of the Galactic population of pulsars, with the purpose of inferring their intrinsic properties, has been the subject of extensive investigation (e.g. Gunn & Ostriker 1970; Phinney & Blandford 1981; Lyne et al. 1985; Stollman 1987; Emmering & Chevalier 1989; Narayan & Ostriker 1990; Lorimer et al. 1993; Cordes & Chernoff 1998). The most recent, comprehensive analysis, based on large-scale 0.4 GHz pulsar surveys, has been carried out by Arzoumanian, Cordes & Chernoff (2002; ACC in the following). Here we use their inferred parameters under the assumption that spin down is only caused by dipole radiation losses and there is not a significant magnetic field decay. They find that the initial magnetic field strength (taken as Gaussian in log) has a mean $\langle \log B_0[G] \rangle = 12.35$ and a standard deviation of 0.4, while the initial birth period distribution (also taken as a log-Gaussian), is found to have a mean $\langle \log P_0(s) \rangle = -2.3$ with a standard deviation greater than 0.2. Here we adopt the value 0.3 while discussing the dependence of our results on σ (see §3.1). Note that ACC take $\sin \theta = 1$ in Eq.(2), and therefore this is what we assume here to be consistent with their parameter determination.

The spin evolution of the pulsars is then simply given by:

$$P(t) = \left[P_0^2 + \left(\frac{16\pi^2 R^6 B^2}{3Ic^3} \right) t \right]^{1/2}, \quad (3)$$

where I is the moment of inertia of the star.

ACC derive that the pulsar birth rate \dot{N} consistent with their initial parameters is of one pulsar every 760 yr. This value, which corresponds to a star formation rate (SFR) of $\sim 0.2M_\odot \text{ yr}^{-1}$ for a Salpeter IMF, is a factor of a few smaller than most other estimates in the literature. Here, we will show our results for this value of the SFR as well as for larger values that are appropriate for starburst galaxies.

3. Bright X-ray sources from a population of young pulsars

3.1. Montecarlo simulation of the luminosity function

The question we address here is the following: given a galaxy where the pulsar birth rate is \dot{N} , what is the number of sources with luminosity larger than L_X at any given time?

Firstly, we wish to determine the probability distribution of a pulsar to have a given luminosity *at birth*. We determine this distribution by performing a Montecarlo simulation where, for any given pulsar, the initial period and magnetic field are randomly generated from the corresponding distributions described in §2. For that given set of parameters, Eqs. (2) and (1) are then used to compute the rotational energy loss and the corresponding X-ray luminosity. Figure 1 shows the resulting probability distribution, i.e. the fraction of pulsars with an X-ray luminosity at birth larger than L_X , for three different values (0.3,0.4,0.5) of the width σ_{P_0} of the initial period distribution (for which ACC were able to derive only the lower limit $\sigma_{P_0} > 0.2$). While ACC cut their lower period distribution at 0.1 ms, we cut it at 0.5 ms, corresponding to a maximum velocity $\Omega_{\text{max}} \sim 12500 \text{ rad/s}$, consistent with the break up speed (Cook et al. 1994) for typical NS equations of state (Wiringa et al. 1988). The curves in Figure 1 are obtained by randomly generating 20000 pulsars. As it can be seen from the figure, a substantial fraction of the pulsar population has an X-ray luminosity at birth which is super-Eddington. This fraction clearly increases with the width σ_{P_0} of the spin period distribution. Here we adopt the value $\sigma_{P_0} = 0.3$, which is consistent with the lower limit derived by ACC while being on the more conservative side.

In order to make a comparison with current observations, we need to answer the question posed at the beginning of the section, that is finding the number of sources with a given luminosity in any galaxy at any given time. Besides depending on the initial birth parameters

P_0 , B (and their time evolution), this number also depends on the birth rate of pulsars. As discussed above, we will use here both the pulsar birth rate derived by ACC, as well as higher rates as expected in starburst galaxies. We perform a Montecarlo simulation of the young pulsar population as follows: for a given birth rate \dot{N} , we take the total simulation time to be $T \gg 1/\dot{N}$, so that steady state is reached (typically $T \sim 10^4 1/\dot{N}$). The number of pulsars generated during this time is $N_{\text{puls}} = T/(1/\dot{N})$, with ages randomly drawn from a flat distribution between 0 and T . The birth parameters P_0 , B are drawn from the distribution by ACC described in §2; the periods of the pulsars are evolved, for the pulsar ages, according to Eq.(3), and the luminosity as a function of time of each pulsar is estimated according to Eq.(1). For every choice of \dot{N} , the results are the average over 2000 different montecarlo realizations.

The four curves in Figure 2 show the resulting X-ray luminosity distribution in a galaxy with a pulsar birth rate of $1/10, 1/50, 1/200, 1/760 \text{ yr}^{-1}$. The luminosity function is described by a roughly “universal” function, i.e. a power law with index $\alpha \approx -0.4$, whose normalization is proportional to the pulsar birth rate (or equivalently the SFR). An interesting comparison is the one between the X-ray luminosity function of the pulsars and that of the HMXBs. The latter, as shown by Grimm et al. (2003), also has an almost “universal” shape, which, in cumulative form, can be described by the function $N(> L_{38}) \approx 5.4 \text{ SFR}(M_\odot \text{yr}^{-1})[L_{38}^{-0.61} - 210^{-0.61}]$. The normalization depends on the SFR and for the Galaxy they quote a value of $\sim 0.25 M_\odot \text{ yr}^{-1}$ as found from a combination of different SFR indicators.

Figure 3 shows a comparison between the integrated HMXB and pulsar counts for a galaxy with a $\text{SFR} \sim 1 M_\odot/\text{yr}$. The relative normalization between the two populations is calibrated to be the same as that for the Galaxy, i.e. so that a pulsar rate of $1/760 \text{ yr}^{-1}$ corresponds to a SFR rate of $0.25 M_\odot/\text{yr}$. The HMXB population generally dominates the X-ray luminosity at sub-Eddington luminosities; however at higher luminosities, where HMXBs drop out, the luminosity function of pulsars takes over. Our results show that, for a pulsar birth rate typical of our Galaxy, $\sim 7\%$ of galaxies are expected to have at least one source with luminosity $\gtrsim 10^{39} \text{ erg/s}$, and $\sim 0.3\%$ with luminosity $\gtrsim 10^{40} \text{ erg/s}$. Starburst galaxies, with $\text{SFR} \sim 10 - 20 M_\odot/\text{yr}$, are expected to each have at least one source with $L_x \gtrsim 10^{40} \text{ erg/s}$. Note that our simulation for the ACC pulsar rate (about $1/4$ of the value shown in Fig.3), predicts that there should be ~ 1 Crab-like pulsars ($L_x \sim 10^{36} - 10^{37} \text{ erg/s}$) in our Galaxy, consistently with observations.

Another question of interest is the fraction of galaxies in which the *total* X-ray luminosity is dominated by that of a single young pulsar source. To address this issue, we ran 5000 random realizations of the steady-state pulsar population in a galaxy with a SFR similar to that of the Galaxy. We kept track of all the cases where the luminosity of a single

source was $\geq 90\%$ of the total X-ray luminosity of the galaxy due to all the pulsar sources together. The fraction of galaxies whose luminosity is dominated by a that of a single source according to the criterion above is shown in Figure 4 as a function of the luminosity of the source. If all the X-ray sources in a galaxy were pulsars, then $\sim 10\%$ of galaxies would be dominated in X-rays by a single bright source. However, for a given SFR, one expects a number of HMXBs to be present. We therefore addressed the same question including in the total luminosity of the galaxy also the contribution from HMXBs. To this purpose, for each random realization of the pulsar population in the galaxy, we also randomly generated N_{HMXB} from their own luminosity distribution, where $N_{\text{HMXB}} \sim 80$ is the number of HMXBs corresponding to the SFR of the Galaxy (Grimm et al. 2003). Figure 4 shows that, although the luminosity function of the HMXBs is a few times higher than that of the young pulsar population at luminosities $\lesssim 10^{40}$ erg/s, $\sim 2\%$ of galaxies will be dominated in X-rays by a single young pulsar. While the number of sources per galaxy with luminosity above a certain value roughly scales with the SFR (Fig.3), the number of sources that dominate the total luminosity of the galaxy is roughly independent of the SFR, given the almost universal shape of the luminosity function of both pulsars and HMXBs. In this calculation we did not include the contribution to the luminosity function of low-mass X-ray binaries (LMXBs), since their overall contribution in star forming regions² is well below that of HMXBs, and that of an hypothetical population of intermediate-mass black holes, which has not been observationally determined as yet.

It should also be noted that a young pulsar is probably surrounded by a bright SNR, and that the X-ray emission from a young SNR can be substantial, sometimes comparable to or larger than that of the associated pulsar (Immler & Lewin 2002). If the luminosity of the SNR is super-Eddington and larger than that of the pulsar, then the previously proposed SNR-ULX connection would hold. However, a recent study of young SNR luminosities by Bregman et al. (2003) showed that it is unlikely for young SNRs to make up a substantial fraction of the ULX population (see also Zesas et al. 2002 for spectral studies). At any event, separating a possible contribution to the luminosity from the SNR could only be done spectroscopically, since the angular size of the X-ray emitting shell is expected to be well in subarcsec range. On the contrary a thermal-like spectral component could testify to the presence of the expanding SN shell. Note that the SN ejecta are likely to be optically thick soon after the SN explosion. In the case of SN 1987A, Fransson & Chevalier (1987) estimated an optical depth for absorption of ~ 6 about 1 yr after the explosion at $E \sim 1$

²In regions of very low SFR the LMXBs might dominate due to their much longer lifetime (Persic et al. 2004). However, due to their sharp cutoff at $L_x \sim 10^{39}$ erg/s they do not substantially influence the statistics of ULXs.

keV (for an expansion velocity of the star core star $V_c = 2430$ km/s). The opacity scales as $(V_c t)^{-2}$ and therefore Type Ib/c SNe, which have larger velocities, would be more optically thin. Moreover, if the material were clumpy the opacity would also be reduced. To make a conservative estimate of the reduction in the source counts due to the opacity of the remnant, we ran our simulations assuming that no radiation from the pulsar could be detected in its first 10 yr of life. We found that the number of sources with $L_x > 10^{39}$ erg s $^{-1}$ is reduced by $\sim 20\%$ for $\dot{N} = 1/10$ yr $^{-1}$, and $\sim 13\%$ for $\dot{N} = 1/760$ yr $^{-1}$ (other cases are in between). What is interesting to note is that, if a source is observed at two different times while the remnant is becoming optically thin, then an *increase* in flux would be observed, which is not otherwise expected in our model (see also §3.2).

3.2. Observational diagnostics of the young pulsar population

We summarize below some observational diagnostics that can help identifying young rotation powered pulsars among the population of ULXs.

(a) X-ray spectra, variability and polarization

Young, rotation-powered pulsars display power law energy spectra. In a sample of pulsars studied with *Chandra*, Gotthelf (2003) found their photon indices to be in the range $0.6 < \Gamma_{PSR} < 2.1$ (while their associated pulsar wind nebulae had $1.3 < \Gamma_{PSR} < 2.3$). It should be noted that several ULXs have powerlaw spectral components consistent with this range of values (Wang et al. 2004). Pulsations might be detected with high time resolution, high throughput, X-ray light curves of ULXs. The super-Eddington range of the distribution is produced by the subset of sources with smaller periods and larger magnetic fields. More specifically, in our Montecarlo simulations of the pulsar population, we found that $\sim 90\%$ of the sources with $L_x \gtrsim 10^{39}$ erg s $^{-1}$ has periods in the range $\sim 2\text{--}9$ ms, and magnetic fields $\sim 4 \times 10^{11} - 8 \times 10^{12}$ G (with larger periods correlating with larger magnetic fields, obviously). No appreciable intrinsic variability is expected on timescale of days to months. Aperiodic flux variability, if observed in these sources, would likely be due to external causes. The passage of a cloud along the line of sight to the source might even be expected for a very young pulsar in the dense environment of the SN debris or the progenitor star wind. Spectral analysis would easily uncover the signature of variations due to increased photoelectric absorption. Other spectral changes, due to intrinsic variability of the source are not expected. A small, constant decline in luminosity is however predicted due to the pulsar spin down. For a spin down by pure dipole, the X-ray luminosity declines with time as $L_x = L_{x,0}(1 + t/t_0)^{-2}$, where $t_0 \equiv 3Ic^3P_i^2/B^2R^6(2\pi)^2 \sim 65 \text{ yr} I_{45} B_{12}^{-2} R_{10}^{-6} P_{i,\text{ms}}^2$, having defined $I_{45} = I/(10^{45} \text{ g cm}^2)$, $R_{10} = R/(10 \text{ km})$, $P_{i,\text{ms}} = P_i/(1 \text{ ms})$. For $t \lesssim t_0$ the flux does not

vary significantly. In our simulations, we kept track of the value of t_0 and found that, for pulsars with $L_x \gtrsim 10^{39}$ erg s $^{-1}$, about a third of them has an age $t > t_0$, implying that their luminosity is expected to decay with time over a timescale of years.

Finally, based on the analogy with the Crab, a high polarization degree ($\sim 20\%$) is expected (Weisskopf et al. 1978). Prospects for measuring X-ray polarization in relatively low-flux sources will dramatically improve in the future (Costa et al. 2001).

(b) Association with star forming regions and young SN remnants

Newly born pulsars, even if endowed with large kick velocities, have not had the time to travel far from their birth sites, and therefore are expected to be mostly found in star forming regions. *Chandra* observations of a sample of ULXs in nearby galaxy (Roberts et al 2004) seems to support the association between these sources and regions of intense star formation. On a more general, statistical level, given that young pulsars directly trace the SFR, we expect that active, starburst galaxies will contain a much larger fraction of ULXs than optically dull galaxies, where there is no significant star formation going on. For an optically dull galaxy with a SFR $\sim 0.2M_\odot/\text{yr}$, we predict that there is a $\sim 7\%$ probability of finding a source with $L_x \gtrsim 10^{39}$ erg/s and a $\sim 0.3\%$ probability of finding a source with $L_x \gtrsim 10^{40}$ erg/s. Correspondingly, for an active, starburst galaxy with a SFR $\sim 10M_\odot/\text{yr}$, we expect to find \sim a few sources with $L_x \gtrsim 10^{39}$ erg/s and ~ 1 source with $L_x \gtrsim 10^{40}$ erg/s. Finally, the presence of a young SNR ($T_{\text{SNR}} \lesssim$ several tens of yr) surrounding the source is a fundamental ingredient of the young pulsar scenario. There is at least one case where the association between a ULX and a SNR has been established (Roberts et al. 2003).

(c) Binarity

A large number of stars are in binary systems. Whether a binary survives the first SN explosion will mostly depend on the kick velocity of the NS and the mass of the companion; for high mass companions up to several tens of percent of binaries are expected to survive the first SN explosion (Brandt & Podsiadlowski 1995; Kalogera 1998). Therefore, a sizeable fraction of young pulsars is expected to be in a binary system. On the other hand, while binarity is required in most models of ULXs, for the young pulsar scenario it is not a requirement as the source of the X-ray luminosity is the rotational energy of the star.

(d) Optical and radio emission

Young pulsars are also detected in radio and often in optical (e.g. Becker & Trumper 1997 for a review). For the Crab, the ratio L_{opt}/L_x is $\sim 10^{-2}$, while for Vela it is $\sim 10^{-3}$. The statistics of optical detections in young pulsars is too small to yield predictions about the intensity of the optical radiation as a function of the X-ray one. However, if the ratio remains

of the same order as for Crab and Vela, then significant optical emission is expected, although prospects for detection appear promising only for sources in relatively close by galaxies.

The greatest majority of young X-ray pulsars are also radio emitters. Although the radio luminosity generally anti-correlates with age (Camilo et al. 2002), the radio luminosity for the youngest pulsars is still many orders of magnitude below the X-ray one ($L_{\text{radio}}/L_x \sim 10^{-5} - 10^{-10}$ at 1GHz), and radio detection in external galaxies is extremely difficult. The radio flux from a source associated with a young pulsar would instead be dominated by the radio emission from its young SN remnant.

(e) Possible disk component

A young pulsar can possibly have a surrounding disk either from fallback material from the supernova explosion, (e.g. Chatterjee et al. 2000; Alpar 2001; Menou et al. 2001), or from a companion if it is in a binary. The emission spectra of fallback disks around young neutron stars (e.g. Perna, Hernquist & Narayan 2000) depends on a combination of parameters, and in particular on the magnetic field of the star and its spin, and on the accretion rate. The inner radius of the disk is generally determined by the magnetospheric radius; however the brightest young pulsars are the ones with shortest periods, and for those the disk, if at all, will most likely extend to the light cylinder. For a millisecond pulsar, the light cylinder is only a few times the radius of the star, and the inner part of the disk will emit in X-rays. It is probably difficult to separate this component from the X-ray bright pulsar, and therefore what might be potentially detectable is the longer wavelength radiation produced in the outer parts of the disk.

(f) Statistical properties and caveats

The model described in §3 makes specific predictions for the pulsar luminosity function. In principle, this function could be compared against the detected X-ray point sources, after all the other contributions have been identified and subtracted out. We chose not to perform a detailed comparison with X-ray source statistics, as our results, in particular for the high L_x tail of the distribution, rely on the still uncertain details of the initial period distribution and on the $L_x - \dot{E}_{\text{rot}}$ correlation at high values of \dot{E}_{rot} . In both cases, we have adopted the results from the most updated and comprehensive studies up to date, but we should still caution about these uncertainties. Also, there might be corrections if the X-ray emission is somewhat beamed. Brazier & Johnston (1999) estimated the beaming fraction of the young radio pulsars to be at least 50%, and noted that nearly all of the radio detections are also X-ray detection, while the converse is not true (implying that the X-ray beaming fraction is probably higher in X than in radio), while Possenti et al. (2002) suggested that the scatter in the $L_x - \dot{E}_{\text{rot}}$ correlation itself might indeed be due to viewing effects. At any event, given

the above, it is interesting to note the converse, which is, that once the nature of all ULXs has been identified, then the fraction of these that are indeed associated with young pulsars can be used as an independent constraint to calibrate the properties of the young pulsar population.

4. Summary

The nature of ultra luminous X-ray sources is a current issue of debate. In this paper we have proposed that a fraction of them could be associated with rotation-powered pulsars. We have performed a Montecarlo simulation which uses the pulsar birth parameters inferred from radio data analysis, together with an empirical correlation between X-ray and spindown luminosity, to predict the X-ray luminosity function of this population. We have found that a few percent of optically dull galaxies are expected to possess young pulsars with highly super-Eddington luminosity, while starbursts galaxies can each have several of them. We have discussed other pieces of observational evidence that can help identify these sources among the observed population of ULXs.

LS acknowledges useful discussions with F. Fiore and M. Vietri. We thank B. Gaensler and the referee for insightful comments on the manuscript. This work was partially supported by the Italian Space Agency (ASI) and the Ministero della Ricerca Scientifica e Tecnologica (MURST). RP acknowledges support from a Lyman Spitzer, Jr. fellowship at Princeton university.

REFERENCES

- Alpar, M. A., Ankay, A., Yazgan, E. 2001, ApJ, 557L, 61
- Arzoumanian, Z, Cordes, J. M. & Chernoff, D. F. 2002, ApJ, 568, 289 (ACC)
- Becker, W. & Trumper, J. 1997, A&A, 326, 682
- Begelman, M. C. 2002, ApJ, 568, L97
- Blaes, O. & Madau, P. 1993, ApJ, 403, 690
- Brandt, N. & Podsiadlowski, P. 1995, MNRAS, 274, 461
- Brazier, K. T. S. & Johnston, S. 1999, MNRAS, 305, 671
- Bregman, J. N., Houck, J. C., Chevalier, R. A., Roberts, M. S. 2003, ApJ, 596, 323

- Camilo, F., Manchester, R. N., Gaensler, B. M.; Lorimer, D. R., Sarkissian, J. 2002, *ApJ*, 567L, 71
- Chatterjee, P., Hernquist, L. & Narayan, R. 2000, *ApJ* 534, 373
- Colbert, E. J. M., & Mushotzky, R. F. 1999, *ApJ*, 519, 89
- Cook, G. B., Shapiro, S. L., Teukolsky, S. A. 1994, *ApJ*, 424, 823
- Cordes, J. M. & Chernoff, D. F. 1998, *ApJ*, 505, 315
- Costa, E., Soffitta, P., Bellazzini, R., Brez, A., Lumb, N., Spandre, G. 2001, *Nature*, 411, 662
- Emmering, R. T. & Chevalier, R. A. 1989, *ApJ*, 345, 931
- Eracleous, M., Shields, J. C., Chartas, G., Moran, E. C. 2002, *ApJ*, 565, 108
- Fabbiano, G. 1989, *AR&A*, 27, 87
- Fabbiano, G. & White, N. 2003, in “Compact Stellar X-ray Sources”, Cambridge University Press (eds. W. Lewin & M. van der Klis)
- Fransson, C. & Chevalier, R. A. 1987, *ApJ*, 322, L15
- Grimm, H.-J., Gilfanov, M., Sunyaev, R. 2003, *MNRAS*, 339, 793
- Gunn, J. E. & Ostriker, J. P. 1970, *ApJ*, 160, 979
- Hornscheimer, A. E. et al. 2003, *ApJL*, 600, 147
- Immler, S. & Lewin, W. H. G. 2002, to appear in “Supernovae and Gamma-Ray Bursts,” edited by K. W. Weiler (Springer-Verlag)
- Kaaret, P., Corbel, S., Prestwich, A. H., & Zesas, A. 2003, *science*, 299, 365
- Kalogera, V. 1998, *ApJ*, 493, 368
- King, A. R., Davies, M. B., Ward, M. J., Fabbiano, G., Elvis, M. 2001, *ApJ*, 552, L109
- Lira, P., Ward, M., Zesas, A., Alonso-Herrero, A., Ueno, S., 2002, *MNRAS*, 330, 259
- Lorimer, D. R., Bailes, M., Dewey, R. J., Harrison, P. A. 1993, *MNRAS*, 263, 403
- Lyne, A. G., Manchester, R. N. & Taylor, J. H. 1985, *MNRAS*, 213, 613
- Makishima, K. et al. 2000, *ApJ*, 535, 632
- Marston, A. P., Elmegreen, D., Elmegreen, B., Forman, W., Jones, C. & Flanagan, K. 1995, *ApJ*, 483, 663
- Menou, K., Perna, R. & Hernquist, L. 2001, *ApJ*, 559, 1032
- Michel, F. C. 1991, in “Theory of Neutron Star Magnetosphere”, University of Chicago Press, Chicago, IL

- Miller, J. M., Fabbiano, G., Miller, M. C. & Fabian, A. C. 2003a, *ApJ*, 585, L37
- Narayan, R. & Ostriker, J. P. 1990, *ApJ*, 352, 222
- Norman, C. et al. 2004, *ApJ*, 607, 721
- Perna, R., Hernquist, L., & Narayan, R. 2000, *ApJ*, 541, 344
- Phinney, E. S. & Blandford, R. D. 1981, *MNRAS*, 194, 137
- Popov, S.B., Colpi, M., Treves, A., Lipunov, V. M., Prokhrov, M .E. 2000, *ApJ*, 530, 896
- Possenti, A., Cerutti, R., Colpi, M. & Mereghetti, S. 2002, *A&A*, 387, 993
- Ptak, A. & Colbert, E. 2004, *ApJ* in press, astro-ph/0401525
- Roberts, T. P., Goad, M. R., Ward, M. J., & Warwick, R. S. 2003, *MNRAS*, 342, 709
- Roberts, T. P., Warwick, R. S., Ward, M. J., Goad, M. R. 2004, preprint astro-ph/0401306
- Saito, Y. 1998, Ph.D. Thesis, Univ. of Tokyo
- Seward, F. D. & Wang, Z. 1988, *ApJ*, 332, 1999
- Stollman, G.M. 1987, *A&A*, 171, 152
- Wang, Q. D., Yao, Y., Fukui, W., Zhang, S., Williams, R. 2004, preprint astro-ph/0403413
- Weisskopf, M. C.; Silver, E. H.; Kestenbaum, H. L.; Long, K. S.; Novick, R. 1978, *ApJ*, 220, L117
- Wiringa, R. B., Fiks, V. & Fabrocini, A. 1988, *Phys. Rev. C.*, 38, 1010
- Zesas, A., Fabbiano, G., Rots, A. H., Murray, S. S. 2002, *ApJ*, 577, 710

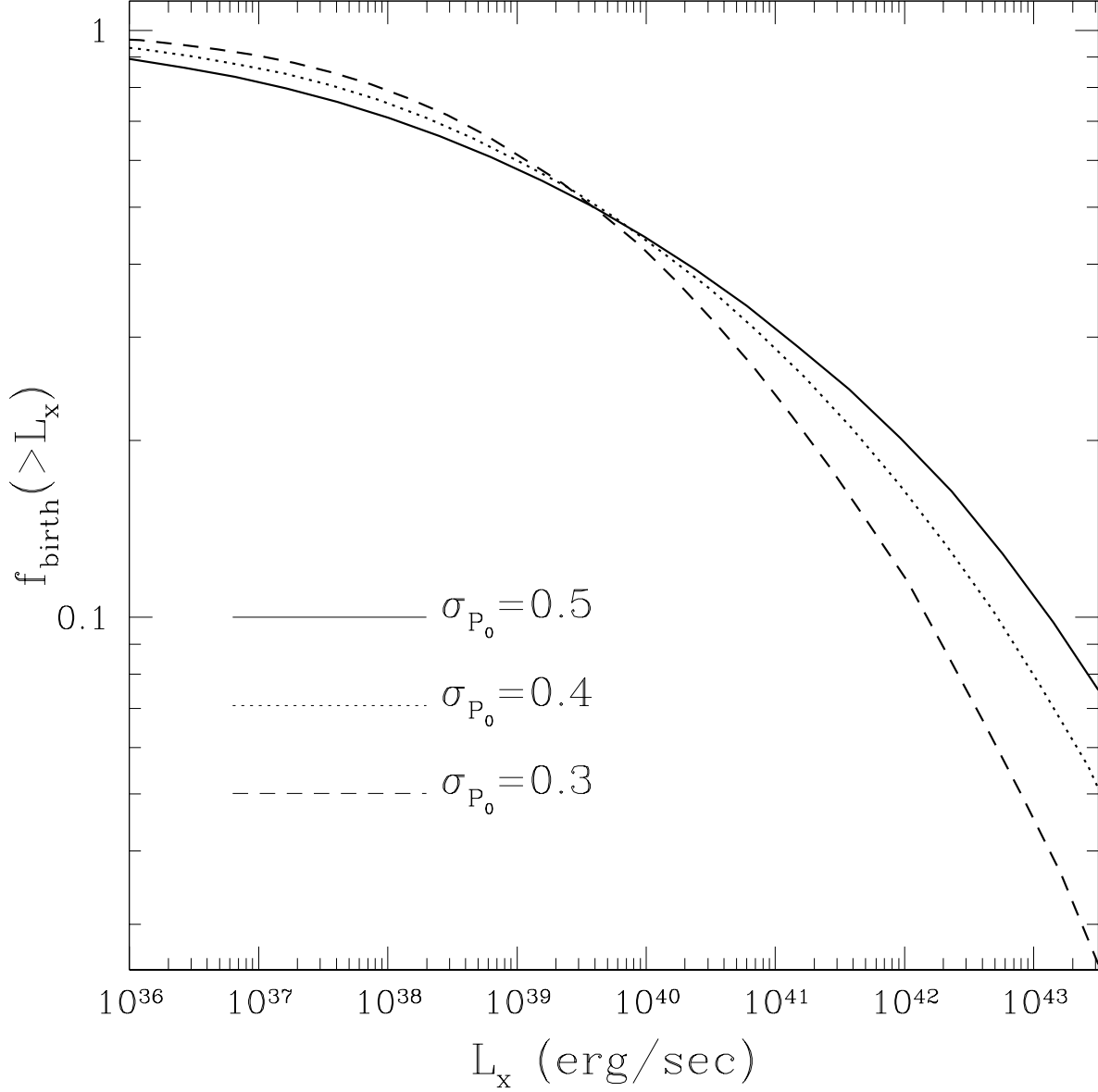


Fig. 1.— Probability that a rotation-powered pulsar has an X-ray luminosity at birth larger than L_x for the pulsar birth parameters of the Arzoumanian et al. (2002) distribution, and for various values of the spread σ_{P_0} of the initial period distribution. A fraction of the rotational energy is assumed to be converted in X-rays (in the 2-10 keV band) according to the relation found by Possenti et al. (2002).

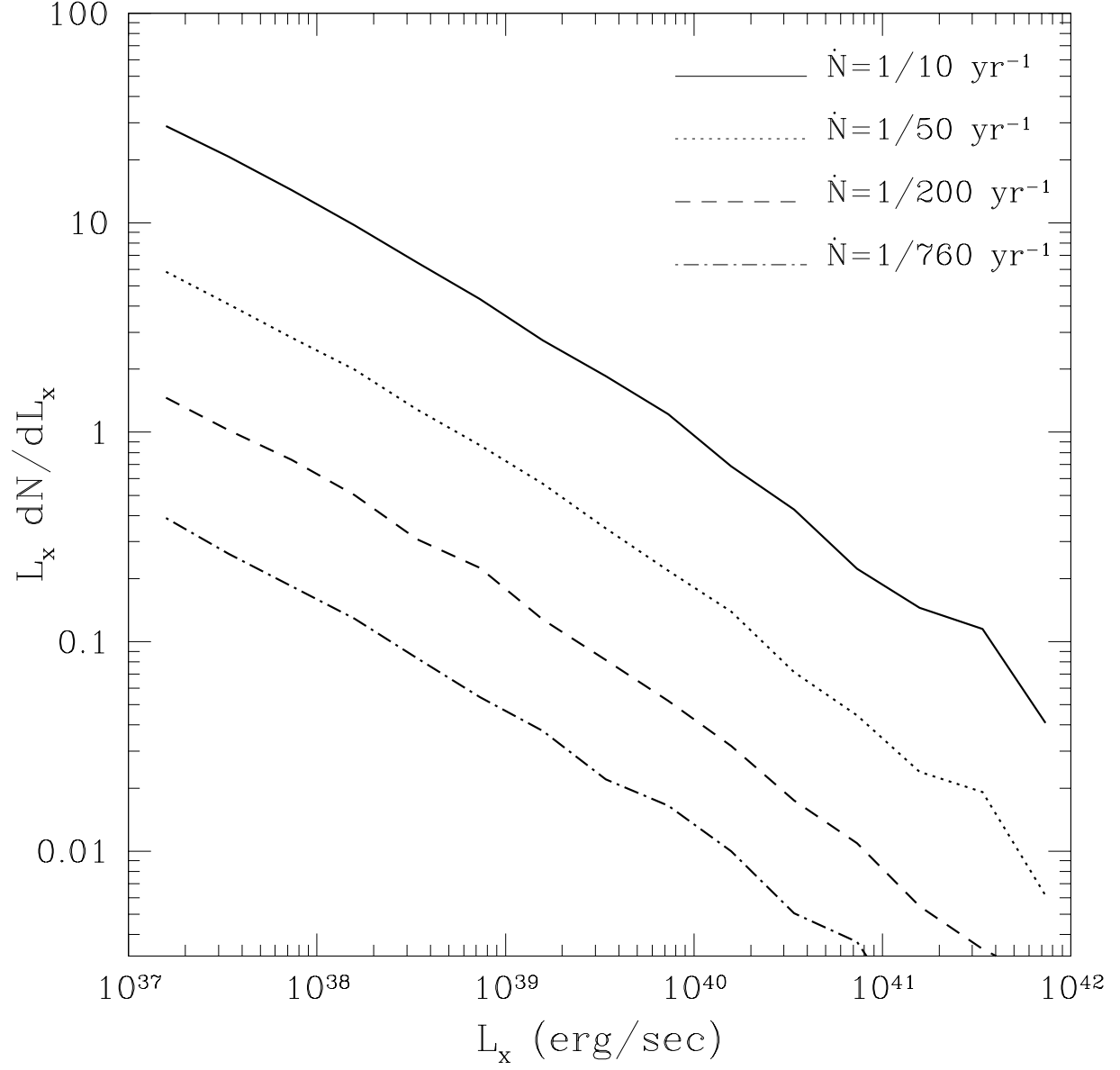


Fig. 2.— X-ray luminosity function (2-10 keV range) of the young pulsar population for different values of the pulsar birth rate.

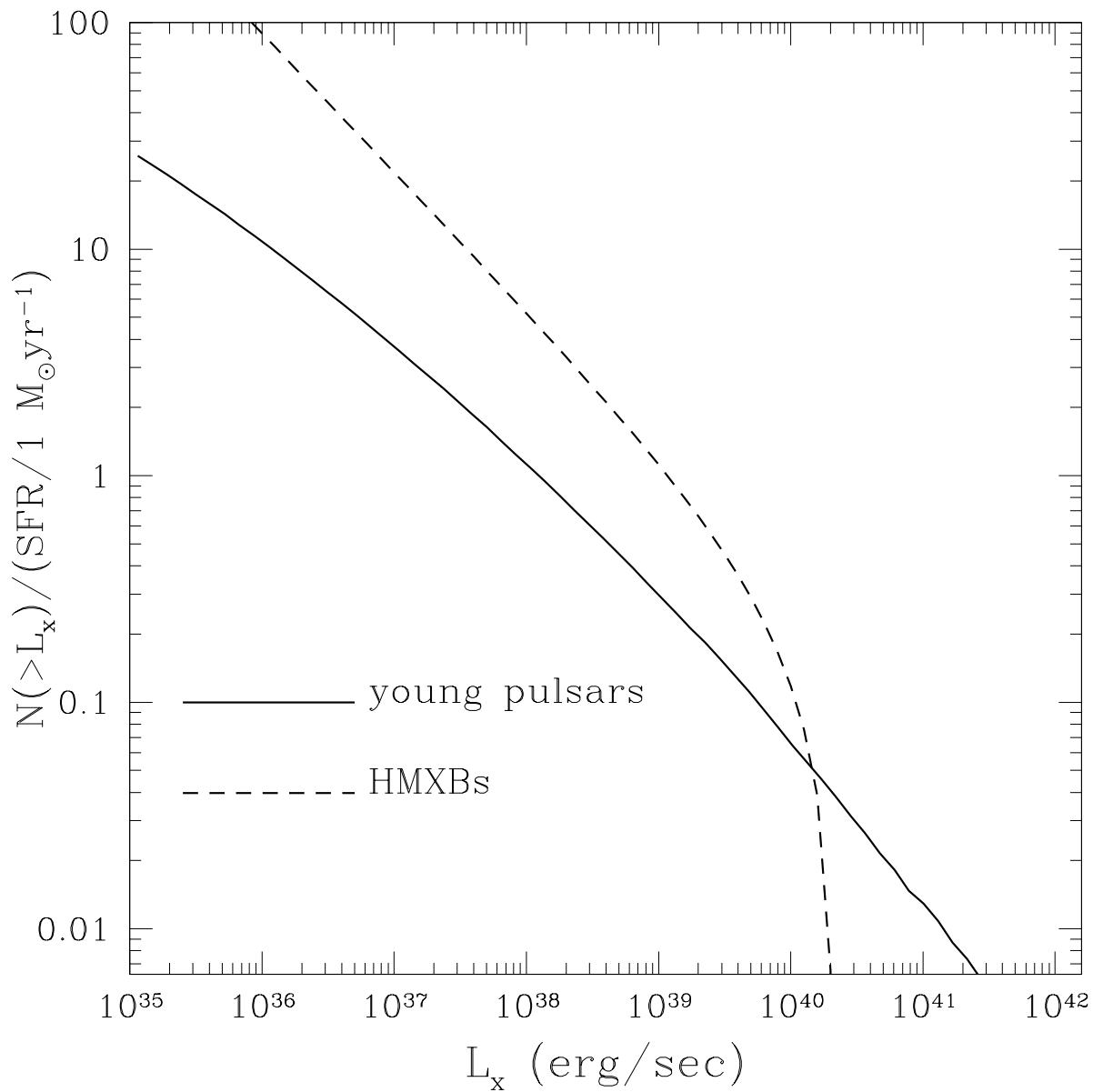


Fig. 3.— Comparison between the pulsar and HMXB number counts, normalized to a SFR of $1 M_{\odot}/\text{yr}$.

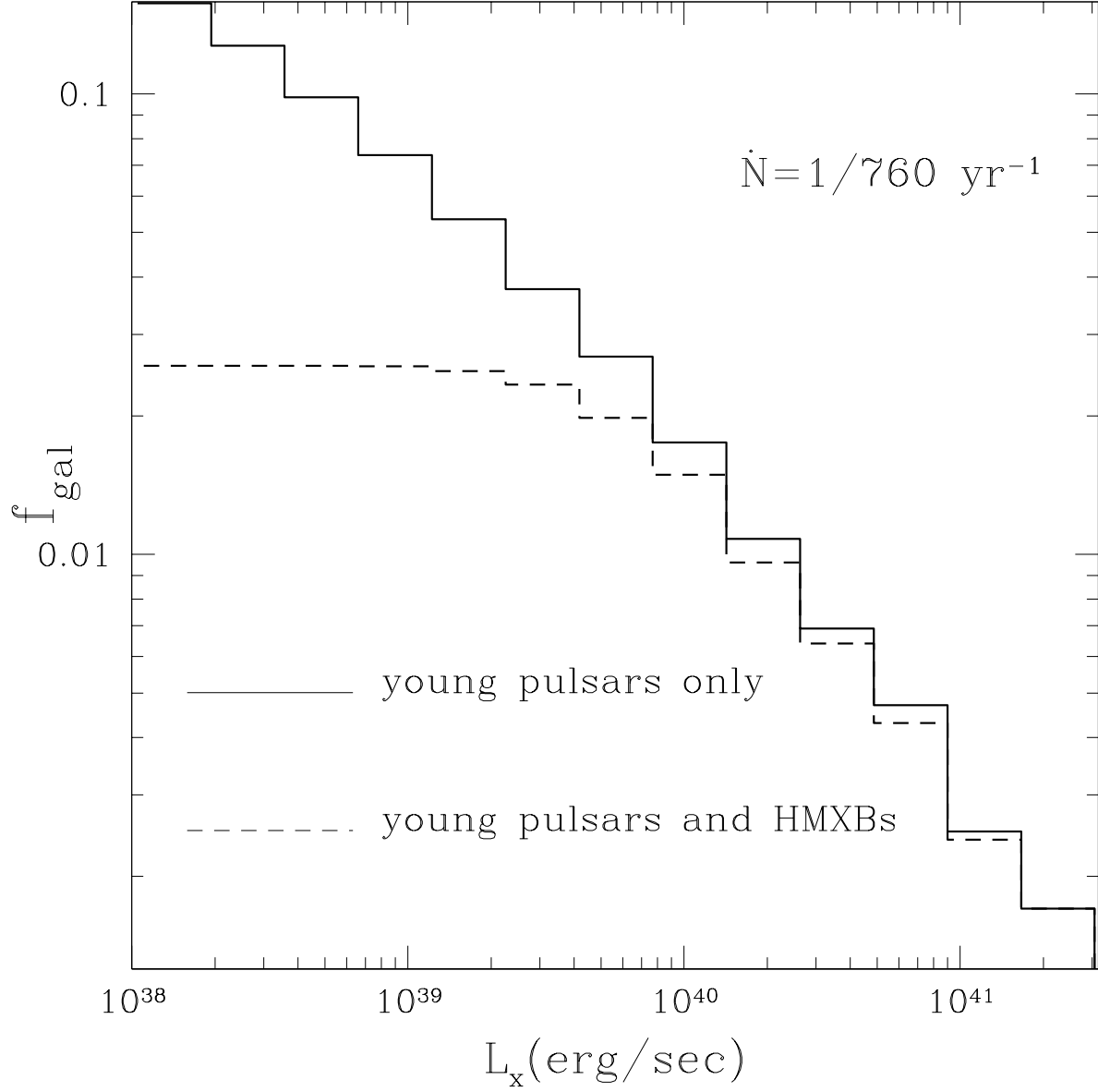


Fig. 4.— Fraction of galaxies whose X-ray luminosity (in the 2-10 keV range) is dominated by a single young pulsar source with luminosity larger than L_x . The condition is that the X-ray luminosity of that single pulsar has to be $\gtrsim 90\% L_{\text{tot}}$.