

THE GALACTIC ^{26}Al PROBLEM & THE CLOSE BINARY SNIb/c SOLUTION?

J. C. Higdon

W. M. Keck Science Center, Claremont Colleges, Claremont, CA 91711-5916;

jimh@lobach.JSD.claremont.edu

R. E. Lingenfelter and R. E. Rothschild

Center for Astrophysics and Space Sciences, University of California San Diego, La Jolla,

CA 92093; rlingenfelter@ucsd.edu and rrothschild@ucsd.edu

Received 25 February 2004; accepted 23 June 2004

To Be Published in *Astrophysical Journal Letters*, **611**, 10 August 2004

ABSTRACT

The origin of the long-lived (1.07 Myr mean life) radioactive ^{26}Al , which has been observed in the Galactic interstellar medium from its 1.809 MeV decay gamma-ray line emission, has been a persistent problem for over twenty years. Wolf-Rayet (WR) winds were thought to be the most promising source, but their calculated ^{26}Al yields are not consistent with recent analyses of the 1.809 MeV emission from the nearest WR star and nearby OB associations. The expected ^{26}Al yield from the WR star exceeds by as much as a factor of 3, that set by the $2\text{-}\sigma$ upper limit on the 1.809 MeV emission, while the WR yields in the OB associations are only about 1/3 of that required by the 1.809 MeV emission. We suggest that a solution to these problems may lie in ^{26}Al from a previously ignored source: explosive nucleosynthesis in the core collapse SNIb/c supernovae of WR stars that have lost most of their mass to close binary companions. Recent nucleosynthetic calculations of SNIb/c suggest that their ^{26}Al yields depend very strongly on the final, pre-supernova mass of the WR star, and that those with final masses around 6 to 8 M_{\odot} are expected to produce as much as $10^{-2} M_{\odot}$ of ^{26}Al per supernova. Such binary SNIb/c make up only a small fraction of the current SNIb/c and only about 1% of all Galactic core collapse supernovae. But they appear to be such prolific sources that the bulk of the present ^{26}Al in the Galaxy may come from just a few hundred close binary SNIb/c and the intense 1.809 MeV emission from nearby OB associations may come from just one or two such supernova. More extensive SNIb/c calculations of the ^{26}Al yields versus pre-supernova mass are clearly needed to test this possibility.

Subject headings: Galaxy: abundances–nuclear reactions, nucleosynthesis,
abundances–stars: supernovae–stars: Wolf-Rayet

1. Introduction

Observable diffuse Galactic 1.809 MeV line emission from the decay of long-lived (1.07 Myr mean life) radioactive ^{26}Al was predicted (Arnett 1977; Ramaty and Lingenfelter 1977) from early estimates (Schramm 1971) of the nucleosynthetic yields in explosive carbon burning in core-collapse supernovae of about $10^{-5} M_{\odot}/\text{SN}$ of ^{26}Al . Assuming a Galactic supernova rate of 1 SN every 30 yr, this yield suggested an average steady-state radioactive mass of $0.3 M_{\odot}$ of ^{26}Al in the Galaxy. The 1.809 MeV line emission was subsequently discovered by Mahoney et al. (1982, 1983) with the high resolution gamma-ray spectrometer on *HEAO 3* at an intensity of $\sim 5 \times 10^{-4}$ ph/cm² s str from the inner Galaxy. This flux, confirmed by later observations, is nearly an order of magnitude higher than that predicted, and implies a steady-state Galactic mass of $3.1 \pm 0.9 M_{\odot}$ of ^{26}Al (e.g. Knodlseder 1999).

This much higher ^{26}Al mass, together with a lack of information about its spatial distribution and the uncertainties in model predictions of ^{26}Al yields, led to suggestions of a variety of additional possible sources for ^{26}Al , including the winds of Wolf-Rayet (WR) stars, asymptotic giant branch (AGB) stars, novae, and other transient sources. For a time, however, the yield calculations of neon burning and neutrino interactions in SNII core collapse of the massive ($> 25 M_{\odot}$) stars without wind losses appeared (e.g. Timmes et al. 1995) to be adequate to account for the observed ^{26}Al . But calculations (e.g. Schaller et al. 1992) of the evolution of these stars, showed that the SNII models with hydrogen-rich envelopes were not appropriate in this mass range, because their winds blow off their hydrogen envelopes leaving much smaller WR stars, which are expected to end in SNIb/c instead. The SNII yields (Timmes et al. 1995, Thielemann et al. 1996) of less massive ($< 25 M_{\odot}$) stars could account for no more than about 1/8 of the observed ^{26}Al , and calculations (Woosley, Langer & Weaver 1995) of the yields of the SNIb/c supernovae of the small final mass stars that resulted from the expected large WR wind losses in single stars,

suggested that these stars were also minor contributors. Thus, the deep dredging of the WR winds themselves were explored as a possible major source. Early calculations (Langer et al. 1995; Meynet et al. 1997), assuming WR wind mass loss rates that were much larger than observations now suggest, gave the yields could account for about 1/2 of the observed ^{26}Al , and very recent calculations (Vuissoz et al. 2004) using current wind loss estimates, but including the effects of stellar rotation, now give even higher ^{26}Al yields.

Studies of the spatial distribution of the Galactic ^{26}Al from COMPTEL, by Knodlseder et al. (1999ab) have also shown that the diffuse 1.809 MeV line emission most closely correlates with the distributions of young, massive stars. This clearly implies that such stars are the source of the bulk of the Galactic ^{26}Al , and rules out novae, AGB stars and other older population sources. This would also seem to support WR winds as the source, but other recent observations argue against that.

2. Problems with a WR Wind Source of ^{26}Al

First, the 1.809 MeV flux and ^{26}Al yields that would be expected from WR winds in the most recent calculations (Vuissoz et al. 2004) exceed by as much as a factor of 3, the upper limits on the 1.809 MeV line from COMPTEL for the closest WR star, γ^2 Velorum, assuming (Oberlack et al. 2000; Pozzo et al. 2000) a distance of 258 to 410 pc. This star has an estimated (Schaerer et al. 1997) initial mass of $57 \pm 15 M_{\odot}$, and for a $60 M_{\odot}$ WR star Vuissoz et al. (2004) calculate a ^{26}Al wind yield of $2.24 \times 10^{-4} M_{\odot}$, with a maximum capture of 1/3 of that mass by its companion (e.g. Vanbeveren et al. 1998a). Whereas the 2σ upper limit of 1.1×10^{-5} photons/cm² s on the 1.809 MeV line flux from this star (Oberlack et al. 2000) places a 2σ upper limit of $(0.6 \text{ to } 1.5) \times 10^{-4} M_{\odot}$, depending on the distance.

Second, recent analyses of the intense 1.809 MeV line fluxes observed from the direction of the massive star formation regions, Vela OB1, Cygnus OB2 and Orion OB1a, seem to further compound the problem. Analyses of Vela OB1 by Lavraud et al. (2001) show that, using the ^{26}Al yields (Meynet et al. 1997) for large WR wind losses, the expected 1.809 MeV emission from both the WR winds and SNII was only about 1/5 of that observed. The recent yields of Vuissoz et al. (2004) are only about 60% higher for the expected WR stars in this association, so the WR wind yields are still only about 1/3 of that required. Similarly, analyses of Cygnus OB2, using the Meynet et al. (1997) yields, can account for only 1/2 of the observed emission (Knodlseder et al. 2002; Pluschke et al. 2002), even after making a factor of 3 increase over the number of observed O stars, as a correction for obscuration. Although the recently calculated yields could further close that gap, they already appear to be too high. As we show below, the recent WR wind yields also fail to account for the 1.809 MeV emission observed from Orion OB1a.

Lastly, the general problem is further complicated by the fact that no 1.809 MeV emission, comparable to that from Vela OB1, Cygnus OB2, or Orion OB1a, has been observed (Knodlseder et al. 1999c) from the half dozen other equally large nearby OB associations (Brown et al. 1996).

3. The Solution: Close Binary SNIb/c?

We suggest that the solution to the all of these ^{26}Al problems may lie in the new nucleosynthetic calculations of SNIb/c by Nakamura et al. (2001) for larger final mass WR stars, that are expected (Van Bever & Vanbeveren 2003) to result from mass transfer to close binary companions. Nakamura et al. (2001) calculate for He cores without late mass loss that in final, pre-supernova WR masses of 6 to 8 M_{\odot} the ^{26}Al yields reach 6.7×10^{-3} to $1.2 \times 10^{-2} M_{\odot}$, while at high masses of 10 to 16 M_{\odot} the yields drop precipitously. Although

the 6 to 8 M_{\odot} yields might seem surprisingly large, such yields do seem to be quite consistent with the very steep dependence of the ^{26}Al yield on final mass that Woosley et al, (1995) found for SNIb/c of much smaller final masses expected from the earlier large wind losses. They calculated SNIb/c yields of 4.9×10^{-6} to $8.4 \times 10^{-5} M_{\odot}$ of ^{26}Al for final masses ranging from 2.3 to 3.5 M_{\odot} , respectively, which can be approximated by a power law in final mass to roughly the 6.5 power. Such a power-law dependence would give a yield of $7.6 \times 10^{-3} M_{\odot}$ of ^{26}Al at 7 M_{\odot} , which is quite comparable to the SNIb/c values calculated by Nakamura et al. (2001), as can be seen in Figure 1.

The relationship between the initial and final, pre-supernova masses of WR stars is still uncertain. Perhaps the best determined final masses are those for WR stars in close binaries, where the mutual gravitational forces, Roche lobe overflow and common envelope evolution are dominate (e.g. Paczynski 1971; Vanbeveren, De Loore & Van Rensbergen 1998a; Taam & Sandquist 2000), and the distribution of final masses depends most strongly on the range of orbital parameters and stellar mass ratios, which have been extensively measured (e.g. Popova, Tutukov & Yungelson 1982; Duquennoy & Mayor 1991). The final masses of single WR stars, however, depend (e.g. Vanbeveren et al. 1998a; Maeder & Meynet 2000) solely on the radiation-driven wind loss rates, which vary strongly with the changing stellar luminosity, mass, rotation and metallicity.

Currently the principal source of WR stars with final masses in the peak ^{26}Al producing range from 6 to 8 M_{\odot} appears to be those produced by mass transfer from massive stars in close binary systems with orbital periods of 1 day to 10 yrs calculated by Van Bever & Vanbeveren (2003). Their calculated final masses, averaged over the measured ranges of orbital period, angular momentum and stellar mass ratios, are shown as a function of initial mass in Figure 2b. Such binary systems appear to make up about 30% of all binaries (e.g. Duquennoy & Mayor 1991), or 1/8 of all stars, assuming 0.4 ± 0.1 (e.g. Popova et al. 1982)

of all stars are in binaries.

Recent calculations by Meynet & Maeder (2003) of the evolution of single WR stars including rotation effects give final masses of $> 10 M_{\odot}$ (Fig. 2(b)). The SNIb/c explosions of such stars are expected to have low ^{26}Al yields which would also make them minor contributors. Other recent calculations by Vanbeveren et al. (1998b), however, suggest that a significant fraction of these stars may also have lower final masses. Clearly further work is needed to resolve this question and the 1.809 MeV observations will provide important constraints.

Combining the ^{26}Al yields (Woosley et al. 1995; Nakamura et al. 2001) for SNIb/c models as a function of pre-supernova mass of the WR stars and the close binary mass transfer calculations (Van Bever & Vanbeveren 2003) of the pre-supernova mass versus the initial mass of the WR stars in close binaries (Figs. 1 and 2b), we estimate the expected ^{26}Al yields for SNIb/c versus initial stellar mass. These close binary SNIb/c yields are shown in Figure 2a, together with estimates of the yields from SNII, WR winds and single SNIb/c, which also include those of longer period binaries. For the SNII we take the yields recently calculated by Rauscher et al. (2002), that include the new lower wind losses, for initial stellar masses from 15 to 25 M_{\odot} , and those by Timmes et al. (1995) for lower mass stars, where wind losses are not thought to be important. For the WR wind yields we use those calculated by (Vuissoz et al. 2004). For the single SNIb/c and the longer period (> 10 yr) binaries, which should evolve like the single stars, we again take the yields as a function of final WR mass (Fig. 1), together with the Meynet & Maeder (2003) calculations of that mass versus initial mass with rotation effects (Fig. 2b) as a nominal value.

As can be seen (Fig. 2a), the dominant ^{26}Al yield is expected from SNIb/c of 30 to 50 M_{\odot} WR stars in close binaries. Stars in that mass range make up only about 8% of all core-collapse SN progenitors ($>8 M_{\odot}$), assuming a Salpeter (1955) initial mass function

(IMF), $dN/dM \approx M^{-2.35}$. Thus, those in close binaries should make up only $\sim 1\%$ of all Galactic core-collapse SN progenitors, since close binaries include only 1/8 of all stars.

4. ^{26}Al from Close Binary SNIb/c in the Galaxy

We calculate the average steady-state mass of ^{26}Al in the Galaxy over its radioactive mean life of 1.07 Myr, by integrating the ^{26}Al yields (Fig. 2a) over a Salpeter IMF, and a total core-collapse SN rate of 1 SN every 40 yr. We find that the close binary SNIb/c contribute an average steady-state ^{26}Al mass of $2.5 M_{\odot}$, while the WR winds, SNII and single SNIb/c contribute 1.4, 0.4 and $0.14 M_{\odot}$, respectively. For the WR wind contribution, we also included the Galactic metallicity enhancement, integrating the Galactic SN progenitor distribution weighted by the metallicity squared, which is proportional to the calculated WR wind yield. These contributions combine to give a total steady-state mass of $4.4 M_{\odot}$ of ^{26}Al in the Galaxy, which is somewhat higher than the $3.1 \pm 0.9 M_{\odot}$ inferred (e.g. Knodlseder 1999) from the Galactic 1.809 MeV emission. However, as discussed above, the 1.809 MeV upper limit from the nearest WR star suggest that the calculated WR wind contribution may be too high by a factor of 2 or 3, which would also greatly improve the agreement. Thus, more than 60% of the ^{26}Al is expected to come from the SNIb/c of the 30 to $50 M_{\odot}$ WR stars in close binaries. Since they make up only about 1% of the core-collapse SN progenitors, this contribution should come from only about 300 SN out of the roughly 26,000 SN that have occurred in the Galaxy over the last 1.07 Myr mean life of ^{26}Al .

5. ^{26}Al from Close Binary SNIb/c in Nearby OB Associations

The expected average time dependent 1.809 MeV line emission from a single OB association is shown in Figure 3 for a nominal moderate sized OB association that initially

contained 100 core-collapse SN progenitors (8 to 120 M_{\odot}), determined from Monte Carlo simulations using the mass dependent ^{26}Al yields (Fig. 2a) and the calculated (Schaller et al. 1992) stellar ages as a function of initial mass. Because high-yield close-binary SNIb/c make up only $\sim 1\%$ of the SN the probability of one occurring must also be determined from Monte Carlo simulations for each individual OB association, based on their size and age. Here we consider the three nearby associations from the direction of which 1.809 MeV line emission has been measured, Vela OB1, Cygnus OB2 and Orion OB1a.

Vela OB1 is a young, massive OB association at a distance of 1.8 ± 0.4 kpc and an estimated age of 5 ± 2 Myr (Lavraud et al. 2001), which is expected to have total of 118 to 155 core-collapse SN progenitors for this age range, based on a Salpeter IMF and its present population of 38 massive stars between 15 and 40 M_{\odot} (Oberlack 1997). 1.809 MeV line emission of $(2.9\pm 0.6)\times 10^{-5}$ photons/cm² s was observed (Oberlack 1997) from that region with COMPTEL. As can be seen (Fig. 4a), we find from Monte Carlo simulations that such a flux would be expected from the ^{26}Al in one or two SNIb/c from close binary WR stars in that association about 40% of the time for ages between 5 and 6 Myr.

Cygnus OB2 is the largest of the OB associations in the Cygnus region and the 1.809 MeV line emission of $(5.8\pm 1.5)\times 10^{-5}$ photons/cm² s observed from that direction by COMPTEL (Pluschke et al. 2002; Knodlseder et al. 2002) is centered on it. Cygnus OB2 is at a distance of 1.7 ± 0.4 kpc and its age is estimated to be 1-5 Myr (Comeron, Torra & Gomez 1998; Herrero et al. 1999; Pluschke et al. 2002; Knodlseder et al. 2002). We would expect at least 120 initial SN progenitors, based on optical observations of 40 O stars (Massey et al. 1995). But since the region lies along a spiral arm, it is highly obscured and the actual number may be significantly larger (e.g. Knodlseder 2000). Nonetheless, from Monte Carlo simulations of just the minimum number of progenitors (Fig. 4b), we would expect 1.809 MeV line fluxes in the observed range from the ^{26}Al in one or two close binary

SN Ib/c in that association about 20% of the time if the age is in fact about 5 Myr, and that probability would rise to about 50% if even an additional 1/3 of the O stars are unseen because of obscuration.

Orion OB1a is an older and smaller, but much closer association at a distance of about 0.34 kpc and an age of 11.4 ± 1.9 Myr with an estimated initial 25 SN progenitors, based on the identification (Brown, de Geus & de Zeeuw 1994) of 53 stars between 4 and $15 M_{\odot}$. The 1.809 MeV flux observed (Diehl 2002 and personal communication 2004) by COMPTEL from this region was about $(1 \text{ to } 4) \times 10^{-5}$ photons/cm² s. From Monte Carlo simulations (Fig. 4c) of this older association, we would expect contributions primarily from the ²⁶Al produced in SNII for ages >10 Myr which cannot account for the observed flux, but for ages of 9.5 to 10 Myr we would expect a residual contribution from an earlier close binary SN Ib/c about 30% of the time which could account for the observed flux.

Lastly, we note that the stochastic nature of the emission also seems to be supported by the fact that 1.809 MeV emission so far has been found (Knodlseder et al. 1999c) from only 1/3 of the 9 (seen from Vel OB1, Cyg OB2, and Ori OB1a, but not from Cep OB2, Gem OB1, Mon OB2, Cen OB1, Ara OB1 and Sco OB1) largest, nearby (<2 kpc) OB associations (Brown et al. 1996) in which ²⁶Al from even a single high-yield close binary SN Ib/c could be seen. Such a fraction, however, is consistent with the expectations of our Monte Carlo simulations.

Clearly more extensive calculations of the ²⁶Al yields of SN Ib/c as a function of pre-supernova mass are needed to test such a source.

This work was supported by NASA's INTEGRAL Science Program via NASA grant NAG5-12960.

REFERENCES

- Arnett, W.D. 1977, *Ann.N.Y.Acad.Sci.*, 302, 90
- Brown, A., Blaauw, A., Hoogerwerf, R., de Bruijne, J., & de Zeeuw. P. 1999, in *The Origin of Stars and Planetary Systems*, eds. C. Lada & N. Kylafis (Kluwer Academic), 411
- Brown, A., de Geus, E., & de Zeeuw. P. 1994, *A&A* 289, 101
- Comeron, F., Torra, J., & Gomez, A. 1998, *A&A*, 330, 975
- Diehl, R., 2002, *New Astron. Rev.*, 46, 547
- Duquennoy, A., & Mayor, M. 1991, *A&A*, 248, 485
- Herrero, A., Corral, L.J., Villamariz, M.R., & Martin, E.L. 1999, *A&A*, 348, 542
- Knodlseder, J. 1999, *ApJ*, 510, 915
- Knodlseder, J. 2000, *A&A*, 360, 539
- Knodlseder, J., et al. 1999a, *A&A*, 344, 68
- Knodlseder, J. et al. 1999b, *Astrophys. Lett. & Comm.*, 38, 363
- Knodlseder, J., et al. 1999c, *A&A*, 345, 813
- Knodlseder, J., et al. 2002, *A&A*, 390, 945
- Langer, N., Braun, H., & Fliegner, J. 1995, *Ap. & Sp. Sc.*, 224, 275
- Lavraud, B., et al. 2001, *Proc. 4th Integral Workshop*, ESA SP-459, 79
- Maeder, A., & Meynet, G. 2000, *ARA&A*, 38, 143
- Mahoney, W.A., Ling, J.C., Jacobsen, A.S., & Lingenfelter, R.E. 1982, *ApJ*, 262, 742

- Mahoney, W.A., Ling, J.C., Wheaton, W., & Jacobsen, A.S. 1983, *ApJ*, 286, 578
- Massey, P., Johnson, K.E., DeGioia-Eastwood, K., et al. 1995, *ApJ*, 454, 151
- Meynet, G. & Maeder, A. 2003, *A&A*, 404, 975
- Meynet, G., Arnould, M., Prantzos, N., & Paulus, G. 1997, *A&A*, 320, 460
- Nakamura, T., et al. 2001, *ApJ*, 555, 880
- Oberlack, U. 1997, Thesis
- Oberlack, U., et al. 2000, *A&A*, 353, 715
- Paczynski, B. 1971, *ARA&A*, 9, 183
- Pluschke, S., et al. 2002, *New Astron. Rev.*, 46, 535
- Popova, E.I., Tutukov, A.V., & Yungelson, L.R. 1982, *Ap&SS*, 88, 55
- Pozzo, M., et al. 2000, *MNRAS*, 313, L23
- Ramaty, R., & Lingenfelter, R.E. 1977, *ApJ*, 213, L5
- Rauscher, T., Heger, A., Hoffman, R.D., & Woolsey, S.E. 2002, *ApJ*, 576, 323
- Salpeter, E.E. 1955, *ApJ*, 121, 161
- Schaerer D., Schmutz, W., & Grenon, M. 1997, *ApJ*, 484, L153
- Schaller, G., Schaerer D., Meynet, G. & Maeder, A. 1992, *A&ASupp*, 96, 269
- Schramm, D.N. 1971, *ApSpaceSci*, 13, 249
- Taam, R.E., & Sandquist, E.L. 2000, *ARA&A*, 38, 113
- Thielemann, F.K., Nomoto, K., & Hashimoto, M. 1996, *ApJ*, 440, 408

Timmes, F.X., et al. 1995, ApJ, 449, 204

Van Bever, J., & Vanbeveren, D. 2003, A&A, 400, 63

Vanbeveren, D., De Donder, E., Van Bever, J., Van Rensbergen, W., & De Loore, C.,
1998b, New Astron, 3, 443

Vanbeveren, D., De Loore, C., & Van Rensbergen, W. 1998a, A&ARv, 9, 63

Vuissoz, C., et al. 2004, New Astron. Rev, 48, 7

Woosley, S.E., Langer, N., & Weaver, T.A. 1995, ApJ, 448, 315

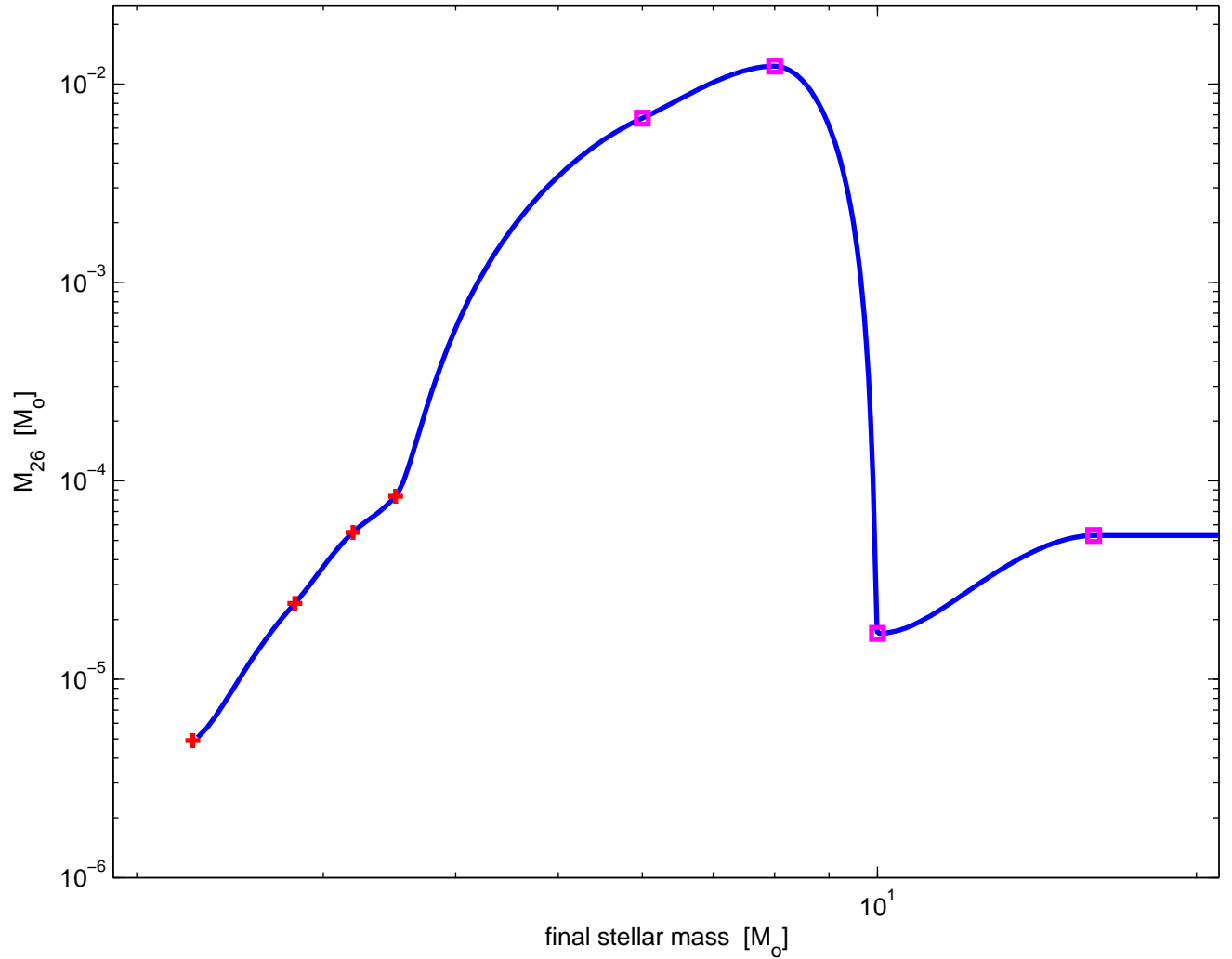


Fig. 1.— The ^{26}Al yield from SNIb/c explosions of WR stars as a function of their final, pre-supernova mass, calculated by Woosley et al. (1995) from 2.3 to 3.5 M_{\odot} (crosses) and Nakamura et al. (2001) from 6 to 16 M_{\odot} (squares), showing the high yields expected from the explosion of WR stars with final masses around 6 to 8 M_{\odot} .

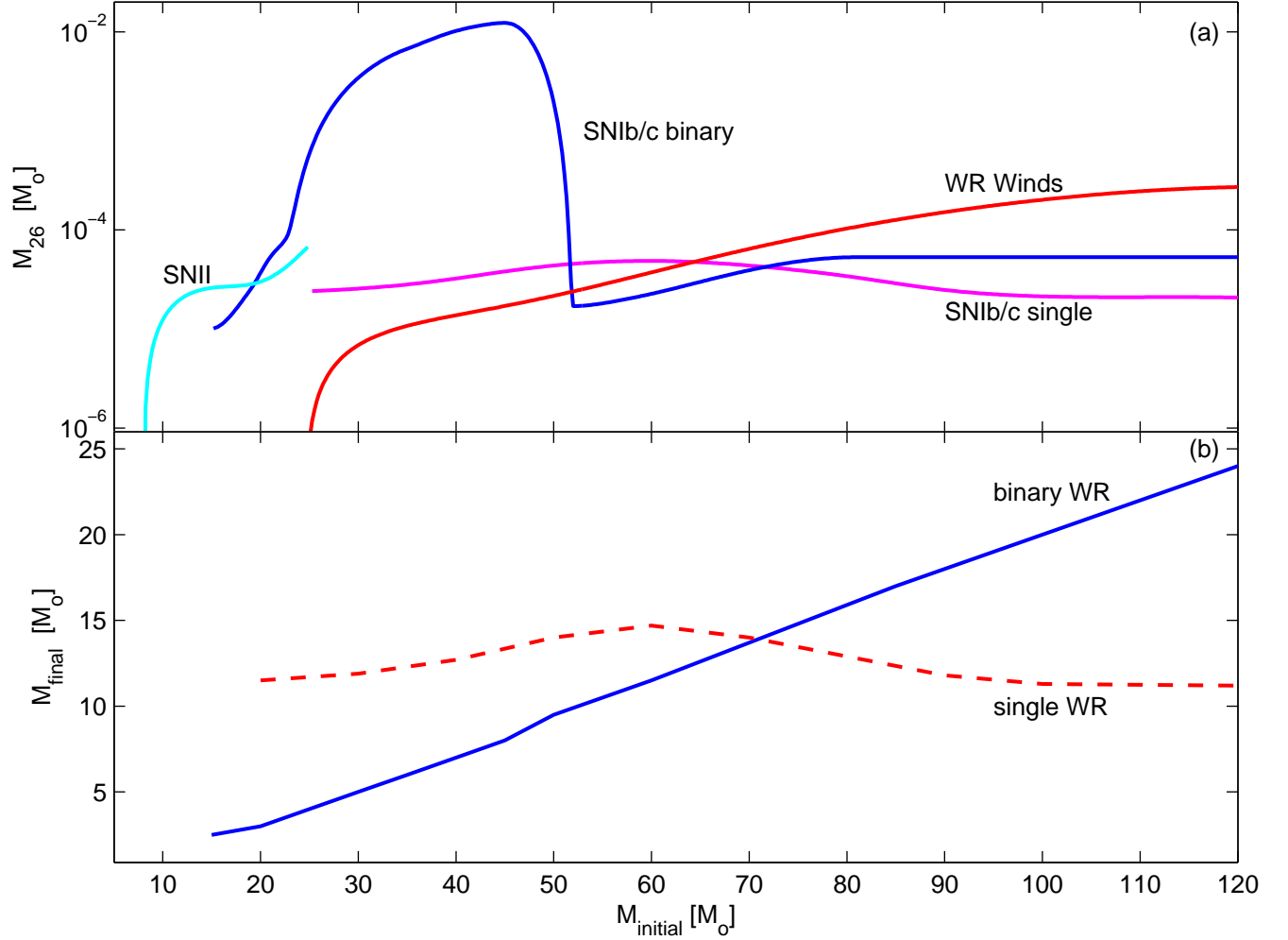


Fig. 2.— (a) The ^{26}Al yields from SNII, WR winds and SNIb/c of both close binary and single WR stars as a function of their initial, main sequence mass, showing the high yields expected from close binary WR stars with initial masses around 30 to 50 M_{\odot} , and (b) the final, pre-supernova mass of WR stars as a function of their initial, main sequence mass, calculated for close binaries by Van Bever & Vanbeveren (2003) and single stars by Meynet & Maeder (2003).

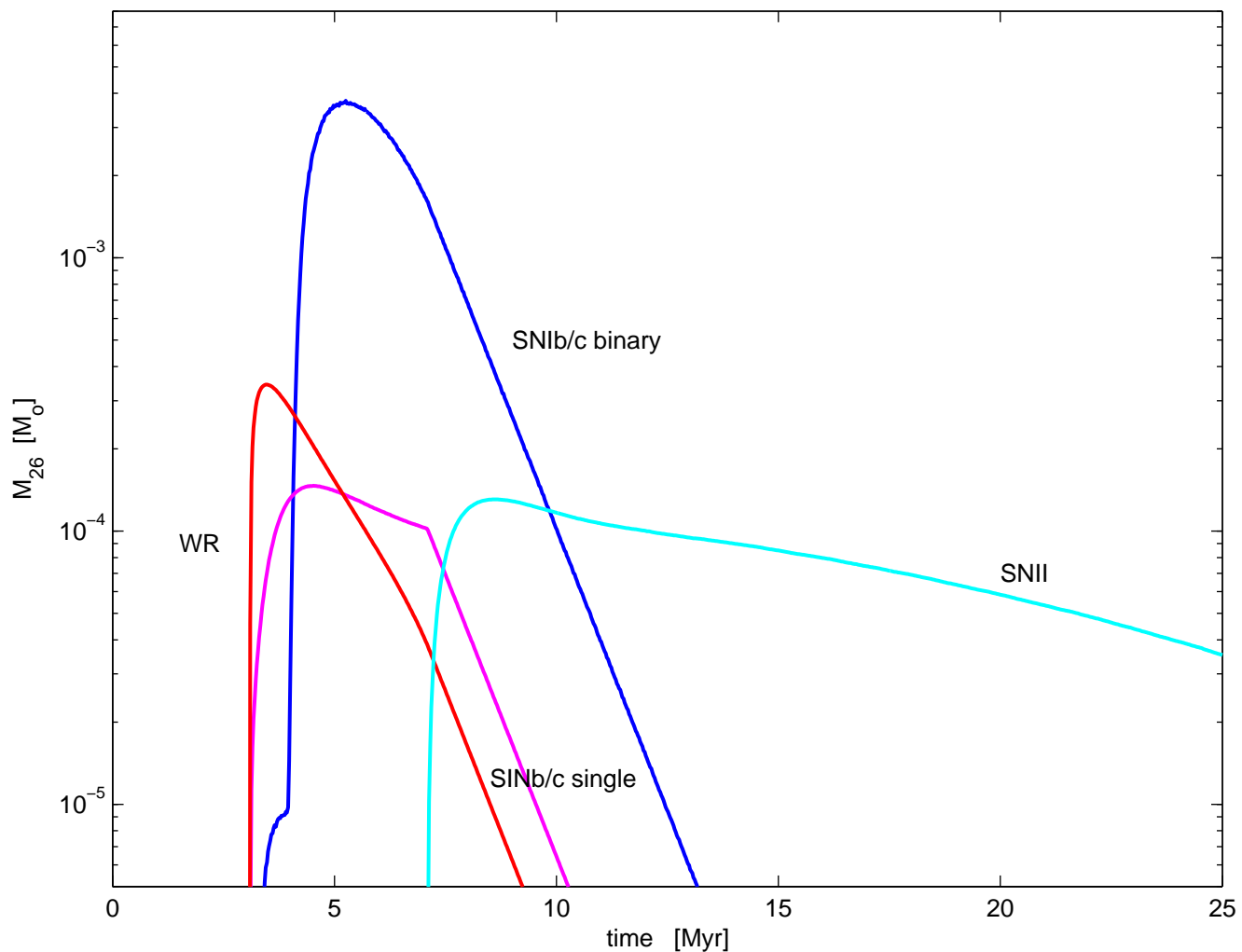


Fig. 3.— The average accumulated mass of ^{26}Al from SNII, WR winds and SNIb/c of both close binary and single WR stars in a nominal OB association starting with 100 SN progenitors as a function of the age of the association. The actual time dependence in a individual OB association is highly stochastic, however, since the high yield, close binary SNIb/c make up only $\sim 1\%$ of the core-collapse SN.

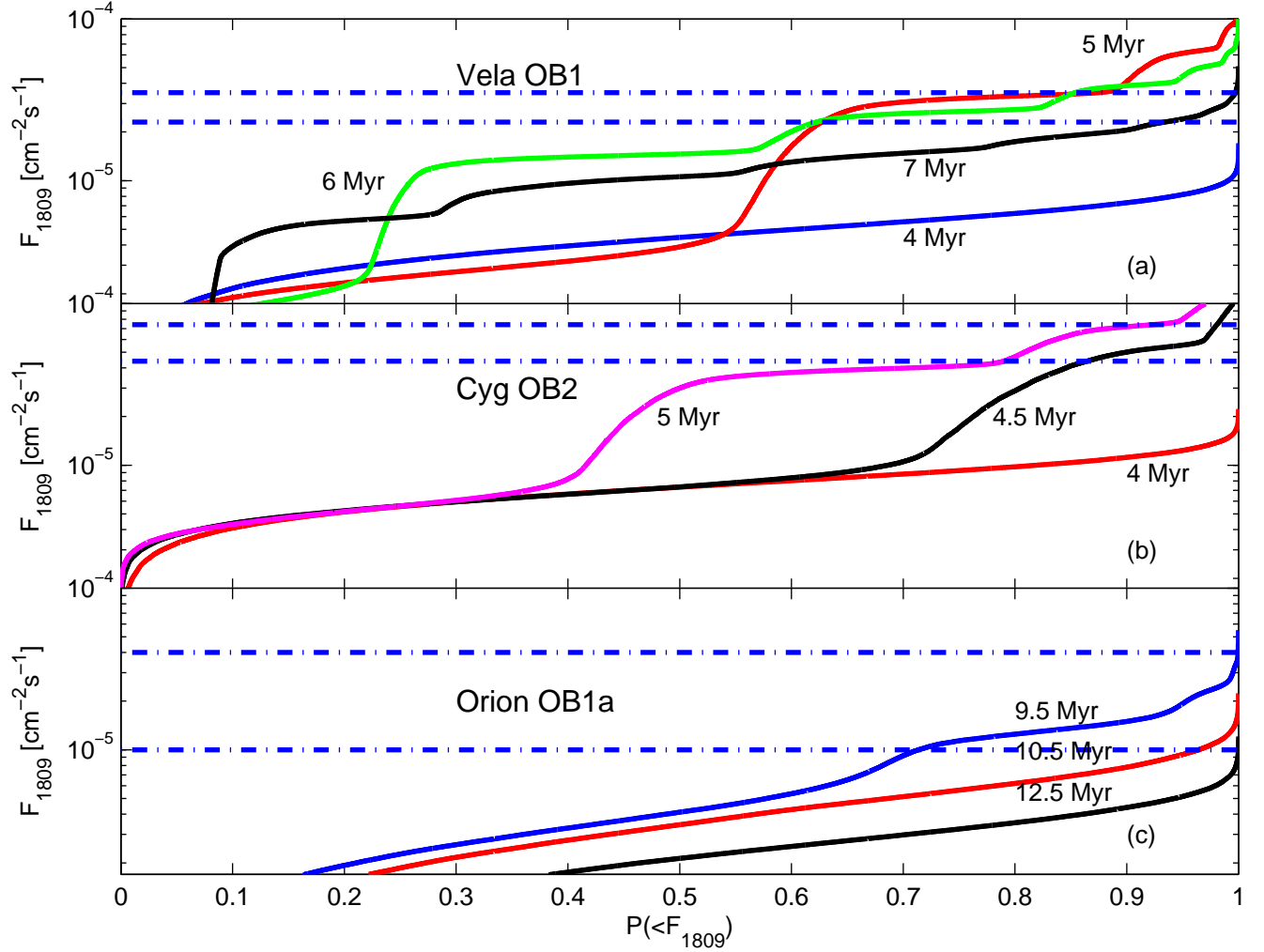


Fig. 4.— Monte Carlo simulations of the probability distribution of the 1.809 MeV line intensity from ^{26}Al decay in the OB associations, (a) Vela OB1, ages 4-7 Myr, (b) Cygnus OB2, ages 4-5 Myr, and (c) Orion OB1, ages 9.5-12.5 Myr, for different assumed ages, showing a roughly 1/3 probability that just one or two close binary SNIb/c can account for the observed flux from the directions of those associations. Such a probability is also consistent with the fact that 1.809 MeV emission has only been seen from 1/3 of the comparable OB associations.