

MULTI-WAVELENGTH INTEGRAL NETWORK (MINE) OBSERVATIONS OF THE MICROQUASAR GRS 1915+105

Yaël Fuchs¹, J. Rodríguez^{1,2}, S. E. Shaw^{2,3}, P. Kretschmar^{2,4}, M. Ribó¹, S. Chaty^{1,5},
I. F. Mirabel^{1,6}, V. Dhawan⁷, G. G. Pooley⁸, I. Brown⁹, R. Spencer⁹, and D. C. Hannikainen¹⁰

¹Service d'Astrophysique, CEA/Saclay, Orme des Merisiers bât. 709, 91191 Gif sur Yvette cedex, France

²Integral Science Data Centre, Chemin d'Ecogia, 16, CH-1290 Versoix, Switzerland

³School of Physics and Astronomy, University of Southampton, Southampton, SO17 1BJ UK

⁴Max-Planck-Institut fuer Extraterrestrische Physik, Giessenbachstrasse, 85748 Garching, Germany

⁵Université Paris 7, 2 place Jussieu, 75005 Paris, France

⁶Instituto de Astronomía y Física del Espacio / CONICET, cc67, suc 28. 1428 Buenos Aires, Argentina

⁷National Radio Astronomy Observatory, Socorro, NM 87801, USA

⁸Mullard Radio Astronomy Observatory, Cavendish Laboratory, Madingley Road, Cambridge CB3 0HE, UK

⁹University of Manchester, Jodrell Bank Observatory, Macclesfield, Cheshire SK11 9DL

¹⁰Observatory, University of Helsinki, PO Box 14, FIN-00014, Finland

ABSTRACT

We present the international collaboration MINE (Multi-lambda Integral Network) aimed at conducting multi-wavelength observations of X-ray binaries and microquasars simultaneously with the *INTEGRAL* γ -ray satellite. We will focus on the 2003 March–April campaign of observations of the peculiar microquasar GRS 1915+105 gathering radio, IR and X-ray data. The source was observed 3 times in the plateau state, before and after a major radio and X-ray flare. It showed strong steady optically thick radio emission corresponding to powerful compact jets resolved in the radio images, bright near-infrared emission, a strong QPO at 2.5 Hz in the X-rays and a power law dominated spectrum without cutoff in the 3–300 keV range. We compare the different observations, their multi-wavelength light curves, including JEM-X, ISGRI and SPI, and the parameters deduced from fitting the spectra obtained with these instruments on board *INTEGRAL*.

Key words: Stars: individual: GRS 1915+105 – X-rays: binaries – Gamma rays: observations – ISM: jets and outflows.

1. INTRODUCTION

Microquasars are X-ray binaries that produce relativistic jets and thus appear as miniature replicas of distant quasars (Mirabel & Rodríguez 1999). Their emission spectra, variable with time, range from the radio to the γ -ray wavelengths. We present here the first multi-wavelength campaign

on GRS 1915+105 involving the *INTEGRAL* satellite (3 keV–10 MeV). This campaign was conducted by the MINE (Multi- λ *INTEGRAL* Network, see <http://elbereth.obspm.fr/~fuchs/mine.html>) international collaboration aimed at performing multi-wavelength observations of galactic X-ray binaries simultaneously with *INTEGRAL*.

2. GRS 1915+105

The microquasar GRS 1915+105 is extremely variable at all wavelengths (see Fuchs et al. 2003a for a review). It hosts the most massive known stellar mass black hole of our Galaxy with $M = 14.0 \pm 4.4 M_{\odot}$ (Greiner et al. 2001; Harlaftis & Greiner 2004). In the radio it can show superluminal ejections at arcsec scales (Mirabel & Rodríguez 1994) leading to a maximum distance of 11.2 ± 0.8 kpc (Fender et al. 1999), and compact jets at milli-arcsecond scales (= a few tens of AU, Dhawan et al. 2000).

We conducted a multi-wavelength observation campaign of GRS 1915+105 on March 24–25, April 2–3 and April 17–18 2003 (see Fig. 1) corresponding to *INTEGRAL* revolutions 54, 57 and 62, respectively. Here we focus only on the April observations when ToO (Targets of Opportunity) were triggered by the MINE collaboration. This (nearly) simultaneous campaign involved the VLA, the VLBA, MERLIN and the Ryle Telescope (RT) in radio, the ESO/NTT in IR, *RXTE* and *INTEGRAL* in X/ γ -rays. More details and description of the April 2 observations can be found in Fuchs et al. (2003b).

Fig. 2 shows the general radio and X-ray behaviour of GRS 1915+105 during our observing campaign.

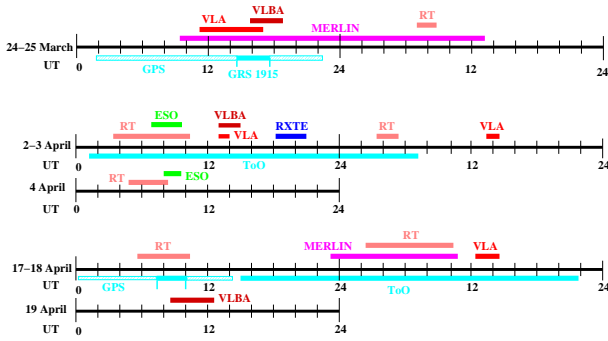


Figure 1. Viewgraph of the observing campaign in spring 2003, indicating the dates, time and involved observatories (GPS = Galactic Plane Survey of INTEGRAL).

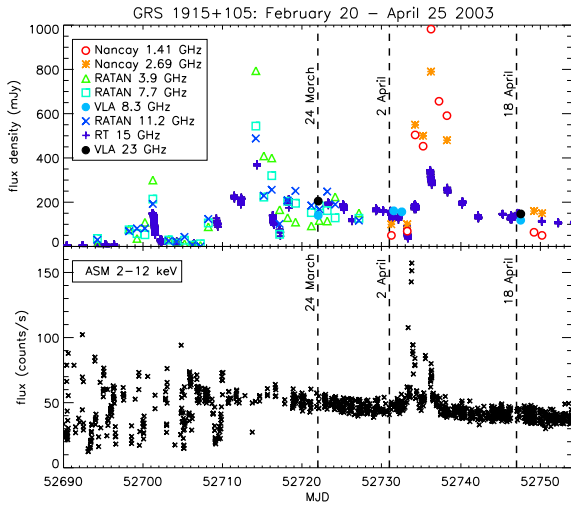


Figure 2. Radio and X-ray flux monitoring of GRS 1915+105 in March–April 2003. Radio: Nancay at 1.41 & 2.69 GHz, RATAN at 3.9, 7.7 & 11.2 GHz, VLA at 8.4 & 22 GHz, RT at 15 GHz. X-ray: quick-look results provided by the ASM/RXTE team. The dashed lines indicate the dates of our INTEGRAL and simultaneous multi-wavelength observations. The RATAN flux densities were kindly provided by Sergei Trushkin. The Nancay flux densities were kindly provided by Harry Lehto and Emilios Harlaftis.

After a period of X-ray oscillations (end of February – beginning of March) giant radio flares occurred around MJD 52714 (March 15) and MJD 52734 (April 5). The latter may be a double flare since there are two X-ray flares in the RXTE/ASM light curve, and it probably corresponds to major superluminal ejections. Despite these flaring episodes, our observations took place during the *plateau* state of GRS 1915+105 (Fender et al. 1999; Klein-Wolt et al. 2002) i.e. quasi-steady RXTE/ASM (2–12 keV) flux ~ 50 cts/s and high steady radio level (>100 mJy). This *plateau* state was observed on several past occasions in GRS 1915+105 (see e.g. Fig. 1 of Munro et al. 2001) and was also called the radio loud low/hard

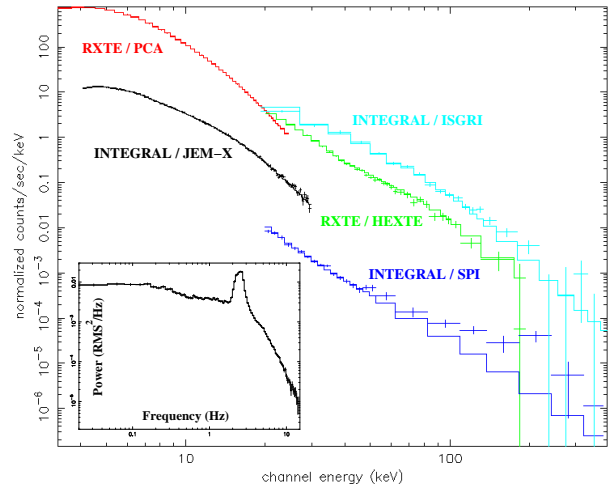


Figure 3. X/γ-ray spectra and fit of GRS 1915+105 measured with RXTE & INTEGRAL on April 2, 2003 (rev. 57). The structures at $E > 50$ keV in the SPI spectrum are instrumental background lines not adequately corrected. The PCA power density spectrum (inset) shows a clear QPO at 2.5 Hz.

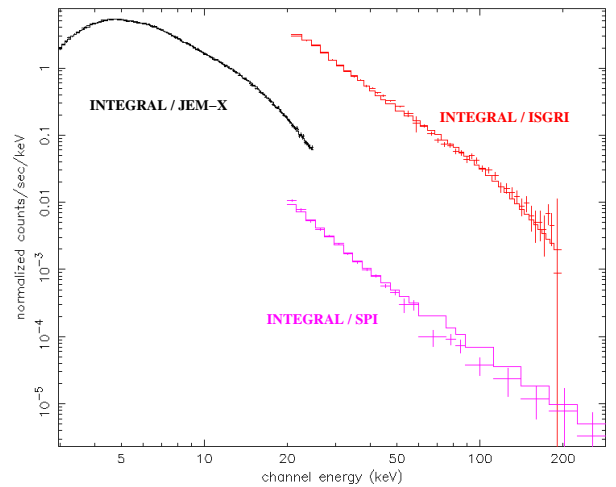


Figure 4. X/γ-ray spectra and fit of GRS 1915+105 measured with INTEGRAL on April 17–18, 2003 (rev. 62).

X-ray state (Munro et al. 2001) and type II state (Trudolyubov 2001). It also corresponds to the χ_1 and χ_3 X-ray classes of Belloni et al. (2000) who used PCA color-color diagram, and indeed our April 2 observation appears as the χ_1 class when plotted in such a diagram.

On April 2 (Fig. 3) & 18 (Fig. 4) the high energy emission shows a power law dominated spectrum ($>60\%$ at 3–20 keV) with a photon index $\Gamma=2.9$ and 2.75, respectively. This state is much softer than the classical low/hard state of the other BH binaries and is closer to the very high or intermediate states (McClintock & Remillard 2004). The INTEGRAL observations show that this power law spectrum extends up to 300 keV without any cutoff during this

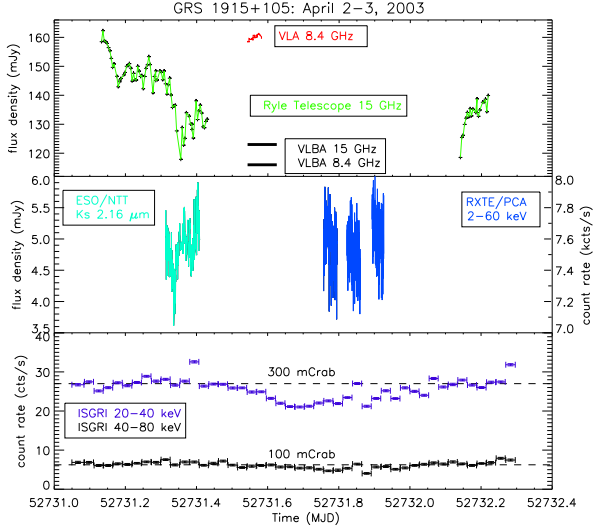


Figure 5. Light curves of the multi-wavelength observations on April 2–3, 2003 (rev. 57) involving *INTEGRAL*/ISGRI & SPI (not plotted), *RXTE*/PCA & *HEXTE* (not plotted), *ESO/NTT*, *RT*, *VLA* and *VLBA* (total flux densities spanning the observing time).

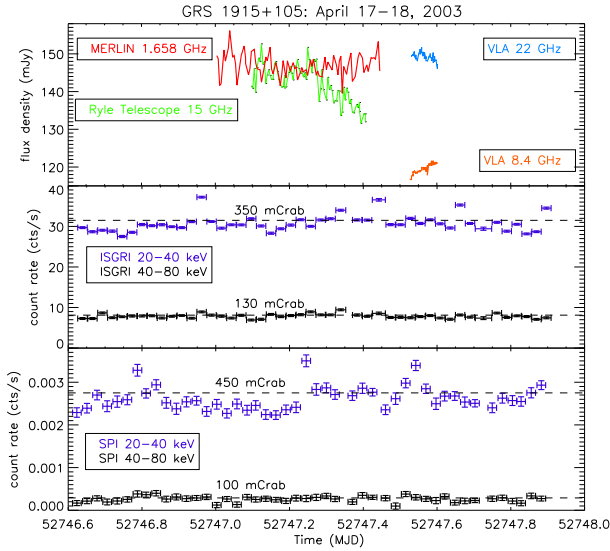


Figure 6. Light curves of the multi-wavelength observations on April 17–18, 2003 (rev. 62) involving *INTEGRAL*/ISGRI & SPI, *RT*, *MERLIN*, *VLA* and *VLBA* (total flux densities spanning the observing time). The difference between the flux levels of *ISGRI* and *SPI* is due to calibration.

plateau state, consistent with the observations with *CGRO*/OSSE (Zdziarski et al. 2001). The estimated luminosity on April 2 is $\sim 7.5 \times 10^{38} \text{ erg s}^{-1}$, using the *RXTE*/PCA (2–30 keV) which overestimates the flux by about 16%. On April 18 the luminosity is $\sim 2.8 \times 10^{38} \text{ erg s}^{-1}$ using *INTEGRAL*/JEM-X (3–30 keV). These values correspond to 40% and 16%, respectively, of the Eddington luminosity for a $14M_{\odot}$ black hole. As shown in Fig. 3, a very clear Quasi-Periodic Oscillation (QPO) at 2.5 Hz with a 14% rms

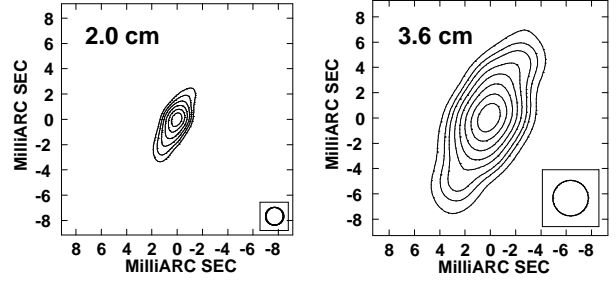


Figure 7. VLBA images at 2.0 & 3.6 cm on April 2, 2003 showing the compact jet. 1 mas = 12 AU at 12 kpc.

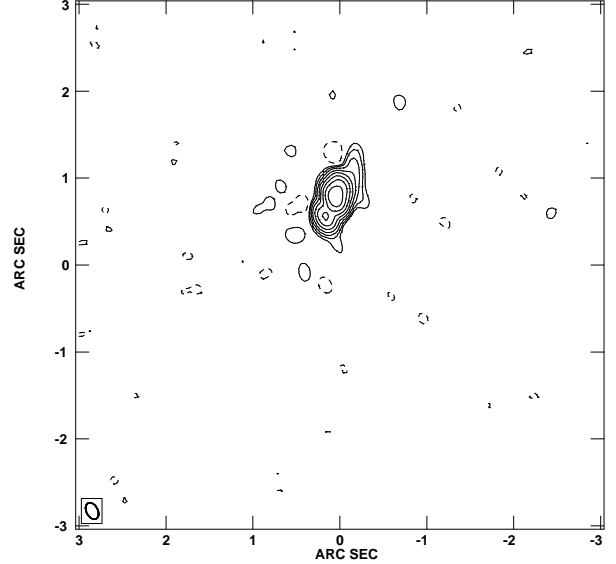


Figure 8. *MERLIN* 18 cm (1.658 GHz) image of *GRS 1915+105* on April 17–18, 2003.

level was observed in the *RXTE*/PCA signal, which is consistent with the previous observations of the plateau state (see also Rodriguez et al. 2004).

The detailed light curves of our observations on April 2–3 (Fig. 5) and April 17–18 (Fig. 6) show nearly quiet flux densities when compared to flares or oscillations, with variations $\lesssim 20\%$ at all wavelengths (the peaks in the ISGRI and SPI light curves are not real). The most interesting phenomenon is on April 2, a moderate $\sim 25\%$ decrease (from 4.9 to 3.6 mJy) in the K_s flux density lasting 20 min which precedes by 31 min a $\sim 20\%$ decrease in the *RT* signal (from 145 to 118 mJy) lasting 48 min. This may be due to instabilities in the jet inducing an immediate synchrotron response in the IR and the delay being due to the time for the material along the jet to become optically thin to the radio emission (Mirabel et al. 1998). The radio and near-IR flux densities are high in both observations.

The VLBA high resolution images on April 2 (Fig. 7) show the presence of a compact radio jet with a ~ 7 –14 mas length (85–170 AU at 12 kpc). These jets are also observed in the radio images on March 24 and

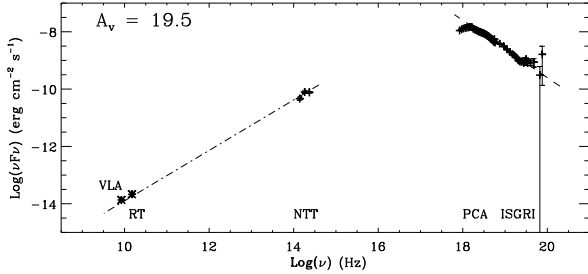


Figure 9. Spectral energy distribution of GRS 1915+105 on April 2. The near-IR flux densities were dereddened with $A_V = 19.5$ and using eq. 1 of Cardelli *et al.* (1989). The dot-dashed line illustrates the optically thick synchrotron emission from the jet as a power law with $F_\nu \propto \nu^{-0.12}$. The dashed line illustrates a power law with a photon index $\Gamma=3$. Error bars not shown are smaller than the symbol size.

April 19. The optically thick synchrotron emission from this jet is responsible for the high radio levels observed during the *plateau* state of GRS 1915+105 (see Fig. 2, Fig. 5 and Fig. 6). On April 18 the MERLIN image (Fig. 8) shows a radio extension of $\sim 0.3''$. This extension is likely the trace of a superluminal ejection occurred around April 4 (corresponding to the giant radio flare of April 5 on Fig. 2) since it would correspond to a mean velocity of ~ 21 mas/d compatible with the previous observations (Mirabel & Rodríguez 1999).

On April 2 the source was fairly bright in near-IR with an excess of 75–85% in the K_s -band compared to the $K=14.5$ –15 mag. of the K-M giant donor star of the binary. According to the spectral energy distribution (Fig. 9), this IR excess is compatible with a strong contribution from the synchrotron emission of the jet extending from the radio up to the near-IR. Different components, however, contribute to the IR in addition to the jet, such as the donor-star, the external part of the accretion disc or free-free emission.

3. CONCLUSIONS AND PROSPECTS

Here for the first time, we observed simultaneously all the properties of the *plateau* state of GRS 1915+105: a powerful compact radio jet, responsible for the strong steady radio emission and probably for a significant part of the bright near-IR emission, as well as a QPO (2.5 Hz) in the X-rays and a power law dominated X-ray spectrum with a $\Gamma \sim 3$ photon index up to at least 300 keV. Forthcoming works will study detailed fits of the X-ray spectra, to determine for example whether this power law is due to an inverse Compton scattering of soft disc photons on the base of the compact jet or not. In order to better understand the unusual behaviour of GRS 1915+105, we need to carry out similar simultaneous broad-band campaigns during the other states, in particular during the sudden changes that

correspond to powerful relativistic ejection events.

ACKNOWLEDGMENTS

Y.F. and J.R. acknowledge financial support from the CNES. M.R. acknowledges support from a Marie Curie individual fellowship under contract No. HPMF-CT-2002-02053. D.C.H. acknowledges the Academy of Finland for financial support. The National Radio Astronomy Observatory is a facility of the National Science Foundation operated under cooperative agreement by Associated Universities, Inc. Based on observations collected at the European Southern Observatory, Chile (ESO N° 071.D-0073). We thank the ASM/RXTE team for providing the quick-look results. We thank Sergei Trushkin for the RATAN data, and Harry Lehto and Emilios Harlaftis for the Nançay data.

REFERENCES

- Belloni T., Klein-Wolt M., Méndez M., van der Klis M., van Paradijs J., 2000, *A&A*, 355, 271
- Cardelli J.A., Clayton G.C., Mathis J.S., 1989, *ApJ*, 345, 245
- Dhawan V., Mirabel I.F., Rodríguez L.F., 2000, *ApJ*, 543, 373
- Fender R.P., Garrington S.T., McKay D.J., et al., 1999, *MNRAS*, 304, 865
- Fuchs Y., Mirabel I.F., Claret A., 2003a, *A&A*, 404, 1011
- Fuchs Y., Rodríguez J., Mirabel I.F., et al., 2003b, *A&A*, 409, L35
- Greiner J., Cuby J.G., McCaughrean M.J., 2001, *Nature*, 414, 522
- Harlaftis E.T., Greiner J., 2004, *A&A*, 414, L13
- Klein-Wolt M., Fender R.P., Pooley G.G., et al., 2002, *MNRAS*, 331, 745
- McClintock J.E., Remillard R.A., 2004, in 'Compact Stellar X-Ray Sources', eds. W.H.G. Lewin and M. van der Klis, CUP, astro-ph/0306213
- Mirabel I.F., Rodríguez L.F., 1994, *Nature*, 371, 46
- Mirabel I.F., Rodríguez L.F., 1999, *ARA&A*, 37, 409
- Mirabel I.F., Dhawan V., Chaty S., et al., 1998, *A&A*, 330, L9
- Muno M.P., Remillard R.A., Morgan E.H., et al., 2001, *ApJ*, 556, 515
- Rodríguez J., Fuchs Y., Hannikainen D.C., et al., 2004, this volume
- Trudolyubov S.P., 2001, *ApJ*, 558, 276
- Zdziarski A.A., Grove J.E., Poutanen J., Rao A.R., Vadawale S.V., 2001, *ApJ*, 554, L45