

The Type-Ia Supernova Rate in $z \leq 1$ Galaxy Clusters: Implications for Progenitors and the Source of Cluster Iron

Dan Maoz¹ and Avishay Gal-Yam^{1,2}

¹ School of Physics & Astronomy and Wise Observatory, Tel Aviv University, Tel Aviv 69978, Israel; dani@wise.tau.ac.il; avishay@wise.tau.ac.il

² Colton Fellow.

Accepted - . Received - ;

ABSTRACT

The iron mass in galaxy clusters is about 6 times larger than could have been produced by core-collapse supernovae (SNe), assuming the stars in the cluster formed with a standard initial mass function (IMF). SNe Ia have been proposed as the alternative dominant iron source. Different SN Ia progenitor models predict different “delay functions”, between the formation of a stellar population and the explosion of some of its members as SNe Ia. We use our previous measurements of the cluster SN Ia rate at high redshift to constrain SN Ia progenitor models and the star-formation epoch in clusters. The low observed rate of cluster SNe Ia at $z \sim 0 - 1$ means that, if SNe Ia produced the observed amount of iron, they must have exploded at even higher z . This puts a $> 95\%$ upper limit on the mean SN Ia delay time of $\tau < 2$ Gyr (< 5 Gyr) if the stars in clusters formed at $z_f < 2$ ($z_f < 3$), assuming $H_o = 70$ km s⁻¹ Mpc⁻¹. In a companion paper, we show that, for some current versions of cosmic (field) star formation history (SFH), observations of field SNe Ia place a *lower* bound on the delay time, $\tau > 3$ Gyr. If these SFHs are confirmed, the entire range of τ will be ruled out. Cluster enrichment by core-collapse SNe from a top-heavy IMF will then remain the only viable option.

Key words: supernovae: general

1 INTRODUCTION

Galaxy clusters, by virtue of their deep gravitational potentials, are “closed boxes”, from which little matter can escape. They thus constitute ideal sites to study the time-integrated enrichment of the intergalactic medium (see e.g., Buote 2002, for a recent review). Observations of galaxy clusters have revealed a number of intriguing puzzles. One such puzzle follows from X-ray spectroscopy, and shows that the intracluster medium (ICM) gas consistently has a surprisingly high iron abundance, with a “canonical” value of about 0.3 the Solar abundance (e.g., Mushotzky & Loewenstein 1997; Fukazawa et al. 1998; Finoguenov et al. 2000; White 2000). Combined with the fact that most of the baryonic mass of the cluster is in the ICM, this translates into a large mass of iron. The tight correlation between total iron mass and stellar light from the early-type galaxy population (and the lack of a correlation with late-type galaxies) suggest that the stellar population, whose remnants and survivors now populate the early-type galaxies, produced the ICM iron (Renzini et al. 1993; Renzini 1997). The near constancy of the ICM iron abundance with cluster mass (Renzini 1997;

Lin, Mohr, & Stanford 2003) and with redshift out to $z \sim 1$ (Tozzi et al. 2003) further argues against a significant role in ICM iron enrichment for recent infall and disruption of metal-rich dwarf galaxies. However, the iron mass is at least several times larger than that expected from core-collapse supernovae (SNe), based on the present-day stellar masses, and assuming a standard stellar initial mass function (IMF; e.g., Renzini et al. 1993; Loewenstein 2000). The problem is aggravated if one considers the large mass of iron that exists in the cluster galaxies themselves.

A possibly related problem is the energy budget of the ICM gas and the “entropy floor” observed in clusters, which suggest a non-gravitational energy source to the ICM, again several times larger than the expected energy input from core-collapse SNe (e.g., Lloyd-Davies, Ponman, & Cannon 2000; Tozzi & Norman 2001; Brighenti & Mathews 2001; Pipino et al. 2002).

Proposed solutions to these problems have included an IMF skewed toward high-mass stars (so that a large number of iron-enriching core-collapse SNe are produced per present-day unit stellar luminosity), or a dominant role for SNe Ia in the ICM Fe enrichment. For example, Brighenti & Math-

ews (1998) calculate that the cluster SN Ia rate must be $> 4.8h^2$ SNU today and $> 9.6h^2$ SNU at $z = 1$ to explain production of most of the iron in the ICM with SNe Ia. [$1 \text{ SNU} = 1 \text{ SN century}^{-1} (10^{10} L_{B\odot})^{-1}$.] This contrasts with the local elliptical-galaxy SN rate of $(0.28 \pm 0.12)h^2$ SNU (Cappellaro et al. 1999) and argues against the type-Ia enrichment scenario. On the other hand, Renzini (1997) has pointed out that the approximately Solar abundance ratios measured in cluster ellipticals argue for a mix of SN-types, and hence also an IMF, that are not too different from the mix that exists in the Milky Way. Attempts to derive the SN mix in clusters by means of direct X-ray measurements of element abundance ratios in the ICM are still ambiguous, with some results favoring a dominance of Ia's (e.g., Buote 2002; Tamura et al. 2002) and others a dominance of core-collapse SNe (e.g., Lima Neto et al. 2003; Finoguenov, Burkert, & Boehring 2003).

In Gal-Yam, Maoz, & Sharon (2002), we used multiple deep *Hubble Space Telescope* (*HST*) archival images of galaxy clusters to discover distant field and cluster SNe. The sample was composed of rich clusters, with X-ray temperatures in the range 4 – 12 keV, and a median of 9 keV. The candidate type-Ia SNe in the clusters then led to an estimate of the SN Ia rate in the central $250h^{-1}$ kpc of medium-redshift ($0.18 \leq z \leq 0.37$) and high-redshift ($0.83 \leq z \leq 1.27$) cluster sub-samples. The measured rates are low. To within errors, they are not different from SN Ia measurements in field environments, both locally (Cappellaro et al. 1999) and at high redshift (Pain et al. 2002; Tonry et al. 2003). It was argued that our 95 per cent upper limits on the cluster SN Ia rates rule out the particular model by Brighenti & Mathews (1998) for SNe Ia as the primary source of iron in the ICM.

The issue of SN Ia rate vs cosmic time is closely tied to the presently unsolved question regarding the progenitor populations of SNe Ia. Different models predict different delay times between the formation of a stellar population and the explosion of some of its members as SNe Ia (e.g., Ruiz-Lapuente & Canal 1998; Yungelson & Livio 2000, and references therein). The SN Ia rate vs time in a given environment (e.g., cluster, or field) will then be a convolution of the star-formation history in that environment with a “delay” or “transfer function”, which is the SN Ia rate vs time following a brief burst of star formation [e.g., Sadat et al. 1998; Madau, Della Valle, & Panagia 1998 (MDP); Dahlen & Fransson 1999; Sullivan et al. 2000].

In the present paper, the cluster iron mass problem is revisited, and some simple relations connecting the iron mass and the SN rate to updated values of the various observables are derived. We then use the observed upper limits on the cluster SN Ia rate to set constraints on the SN Ia progenitor models, on the formation of stellar populations in galaxy clusters, and on the cluster enrichment scenario. Throughout the paper we assume a flat cosmology with $\Omega_m = 0.3$ and $\Omega_\Lambda = 0.7$, and a Hubble parameter of $H_0 = 70 \text{ km s}^{-1} \text{ Mpc}^{-1}$.

2 THE IRON PROBLEM, AND THE SN RATES NEEDED TO RESOLVE IT

Detailed models of cluster metal enrichment have been calculated previously (e.g., Buote 2002; Pipino et al. 2002; Finoguenov et al. 2003). However, the specific problem of the total iron mass in clusters can be formulated rather simply as a function of observational parameters. The ratio of observed iron mass to iron mass expected from core-collapse SNe is

$$\frac{M_{\text{Fe-observed}}}{M_{\text{Fe-SNII}}} = \frac{M f_{\text{bar}} (f_{\text{gas}} Z_{\text{Fe-gas}} + f_* Z_{\text{Fe*}})}{M f_{\text{bar}} f_* f(> 8M_\odot) f_{\text{Fe-SNII}}}. \quad (1)$$

Here M is the mass of a cluster, f_{bar} is the baryon mass fraction, f_{gas} is the mass fraction of the baryons in the ICM, and $Z_{\text{Fe-gas}}$ is the mass fraction of that gas in iron. Similarly, $f_* = 1 - f_{\text{gas}}$ is the mass fraction of the baryons in stars and $Z_{\text{Fe*}}$ is the iron abundance of the stars. In the denominator, $f(> 8M_\odot)$ is the ratio of the initial stellar mass in stars of mass $> 8M_\odot$ (i.e., stars that underwent core-collapse), to the mass in stars of lower mass, and $f_{\text{Fe-SNII}}$ is the iron yield of core-collapse SNe, expressed as a fraction of the progenitor masses.

Lin et al. (2003) have recently derived improved estimates of stellar and gas mass fractions in clusters using infrared data from the 2MASS survey. For rich clusters they find $f_{\text{gas}} = 0.9$ and $f_* = 0.1$. Their stellar mass fraction is based on the 2MASS K-band luminosity function (Kochanek et al. 2001) combined with dynamical stellar mass-to-light ratio measurements by Gerhard et al. (2001). Ettori (2003) has recently suggested that a significant fraction, 6-38%, of cluster baryons may be in a yet-undetected warm gas. However, if this new component has a similar iron abundance to that of the hot ICM, our arithmetic will not be affected. We adopt the “canonical” ICM iron abundance in rich clusters of $Z_{\text{Fe-gas}} \approx 0.3 Z_{\odot\text{Fe}}$ (e.g., Mushotzky & Loewenstein 1997; Fukazawa et al. 1998; Finoguenov et al. 2000; White 2000). This iron abundance relates to a photospheric Solar iron mass abundance of $Z_{\odot\text{Fe}} = 0.0026$ found by Anders & Grevesse (1989). [Using the updated photospheric Solar abundance of $Z_{\odot\text{Fe}} = 0.00177$, given by Grevesse & Sauval (1999), which also agrees with the meteoritic Solar value of Anders & Grevesse (1989), would imply simply raising the ICM value accordingly]. Most of the stellar mass is in the elliptical galaxies, for which we adopt $Z_{\text{Fe*}} \approx 1.2 Z_{\odot\text{Fe}}$, the median found by Jørgensen (1999) for early-type galaxies in Coma.

To estimate, $f(> 8M_\odot)$, the ratio of exploding to non-exploding initial stellar masses, an IMF, dN/dm , must be assumed:

$$f(> 8M_\odot) = \frac{\int_{8M_\odot}^{m_{\text{up}}} dN/dm \ m \ dm}{\int_{m_{\text{low}}}^{8M_\odot} dN/dm \ m \ dm}, \quad (2)$$

where m_{low} and m_{up} are the lower and upper mass cutoffs of the IMF. For a Salpeter (1955) IMF, $dN/dm \propto m^{-2.35}$. Baldry and Glazebrook (2003) have recently modeled the local UV-to-IR luminosity density of galaxies assuming a range of IMFs and SFHs, and found the data to be consistent with the Salpeter IMF. A Salpeter slope with $m_{\text{low}} = 0.1M_\odot$ and $m_{\text{up}} = 100M_\odot$, gives $f(> 8M_\odot) \approx 0.16$. However, other IMFs have been proposed. Figure 1 shows the dependence of $f(> 8M_\odot)$ on m_{low} for single-power-law IMFs (such as

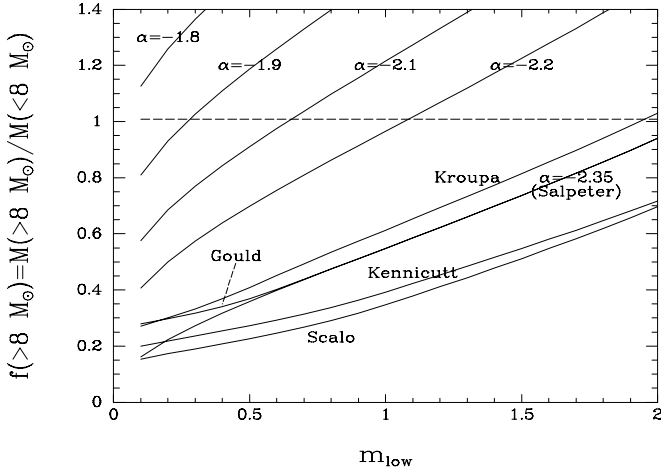


Figure 1. The ratio of the initial stellar mass in stars of mass $> 8M_{\odot}$ (i.e., stars that underwent core-collapse), to the initial mass in stars of lower mass (i.e., the present-day cluster stellar mass), shown as a function of the lower mass cutoff of the IMF, for various IMFs, as marked. The dotted line shows the value of $f(> 8M_{\odot})$ needed to produce the observed iron mass in rich clusters with core-collapse SNe only, for the fiducial values of the other parameters in Eq. 3. Single power-law IMFs (including Salpeter 1955) are marked with their index. The “standard” non-top-heavy IMFs are from Kennicutt (1983; $\alpha = -1.4, -2.5$ in the mass ranges $0.1 - 1M_{\odot}$, $1 - 100M_{\odot}$, respectively); Gould et al. (1997; $\alpha = -0.9, -2.21, -2.35$ for $0.1 - 0.6M_{\odot}$, $0.6 - 1M_{\odot}$, $1 - 100M_{\odot}$); Scalo (1998; $\alpha = -1.5, -2.7, -2.3$ for $0.1 - 1M_{\odot}$, $1 - 10M_{\odot}$, $10 - 100M_{\odot}$); and Kroupa (2000; $\alpha = -1.3, -2.3$ for $0.1 - 0.5M_{\odot}$, $0.5 - 100M_{\odot}$).

Salpeter’s) of various indices α , and for “standard” IMFs. Varying m_{up} has a weak effect on $f(> 8M_{\odot})$, as long as the IMF is steep enough.

Core collapse models generally agree on an iron yield of about $0.1M_{\odot}$ per SN (e.g., Thielemann, Nomoto, & Hashimoto 1996). In observed core-collapse SNe, estimates of the total yield of Ni^{56} (which decays to Fe^{56} and drives the optical luminosity of SNe) have been obtained by different methods – the luminosity of the radioactive tail, the luminosity of the plateau phase, and the $\text{H}\alpha$ luminosity in the nebular phase (Elmhamdi, Chugai, & Danziger 2003). The different methods give consistent results for a given SN, but there is a large scatter among different SNe (e.g., Zampieri et al. 2003) and a range of yields as large as 0.0016 to $0.26 M_{\odot}$ (Hamuy 2003), with a mean of $0.05M_{\odot}$ (Elmhamdi et al. 2003). Progenitor masses are more difficult to estimate, but there are some indications that the iron yield and the progenitor mass are correlated, i.e., the iron yield is some fraction of the progenitor mass, of order 0.5-1% (P. Mazzali, private communication). Since the ratio of the mean iron yield found by Elmhamdi et al. (2003; $0.05M_{\odot}$) to the minimum progenitor mass ($8M_{\odot}$) is 0.063%, and the ratio is probably even smaller for those events with more massive progenitors, we will err conservatively by assuming a large fractional iron mass yield of $f_{\text{Fe-SNII}} \approx 0.01$.

Combining the estimates above, we can parametrize the iron problem as

$$\frac{M_{\text{Fe-observed}}}{M_{\text{Fe-SNII}}} = 6.3 \frac{(f_{\text{gas}} Z_{\text{Fe-gas}} + f_{*} Z_{\text{Fe}*})}{(0.9 \times 0.3 + 0.1 \times 1.2) 0.0026} \left(\frac{f_{*}}{0.1}\right)^{-1} \times \left[\frac{f(> 8M_{\odot})}{0.16}\right]^{-1} \left(\frac{f_{\text{Fe-SNII}}}{0.01}\right)^{-1}. \quad (3)$$

For the fiducial values, the discrepancy is by a factor of about 6, as has been found by previous studies (e.g., Tozzi & Norman 2001). From Figure 1, we see that none of the conventional IMFs can solve the iron problem, which ranges from a factor 3.6 [for a Gould, Bahcall, & Flynn (1997) IMF] to a factor 6.6 [for a Scalo (1998) IMF] in the excess of the observed iron mass. From the figure, we can also see to what degree the IMF must be made “top heavy” in order to solve the problem with core-collapse SNe only; m_{low} needs to be greater than $2M_{\odot}$, or $\alpha > -1.9$, or some other suitable combination of $m_{low} > 0.1M_{\odot}$ and $\alpha > -2.35$.

The discrepancy can be lowered somewhat by assuming a larger stellar mass fraction, f_{*} . However, only a completely unrealistic value of $f_{*} \approx 1$, would lower the discrepancy to a non-crisis level. Stated differently, the iron mass within the cluster galaxies is the amount expected from core-collapse SNe and a normal IMF, while all the iron in the ICM is an excess over this expectation. This, too, has been found in detailed modeling (e.g. Brighenti & Mathews 1998).

If the dominant contribution to the observed iron mass in clusters is from SNe Ia, it is straightforward to predict the rate of these events, R_{Ia} , as a function of time t or redshift z . As already noted, the SN Ia rate vs time in a given environment is the convolution of the star-formation history in that environment with a “delay” or “transfer function”, $D(t)$, which is the SN Ia rate vs time following a brief burst of star formation at $t = 0$. In the case of clusters, all evidence is that star formation occurred considerably before $z \sim 1$. Let us assume, first, that star formation occurred in a brief burst, at cosmic time t_f , corresponding to a redshift z_f . Then simply

$$R_{Ia}(t) \propto D(t - t_f). \quad (4)$$

Various authors have used different approaches to represent $D(t)$. For example, Ruiz-lapuente & Canal (1998) and Yungelson & Livio (2000) have attempted to derive physically motivated versions of $D(t)$ for the different progenitor scenarios, including binary evolution and accretion physics. Such calculations are complex and, by necessity, include a large number of assumptions and poorly known parameters. Nevertheless, the resulting $D(t)$ functions have a number of generic features: a delay until the progenitor population forms; a fast rise to maximum; and a power-law or exponential decay. These general forms suggest an alternative, more phenomenological, parametrization of $D(t)$, as has been adopted by Sadat et al. (1998), MDP, and Dahlen & Fransson (1999).

We follow the delay function parameterization given by MDP. It is assumed that the progenitors of SNe Ia are white dwarfs, and therefore the overall time delay includes the mass-dependent lifetime of the progenitor as a main-sequence star, Δt_{MS} . Once the progenitor has become a

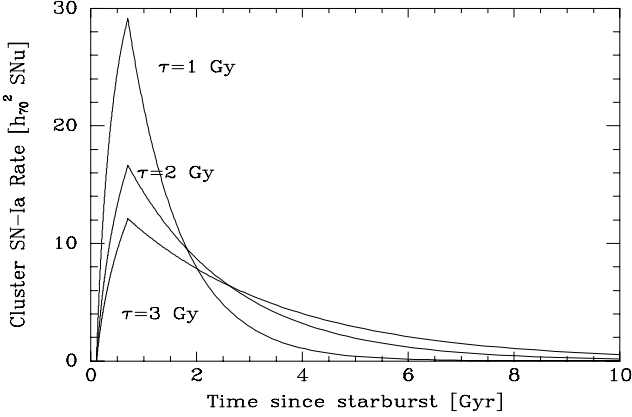


Figure 2. Examples of model SN Ia delay functions, following the prescription of MDP. All curves are normalized to have the same area, i.e., to give a time-integrated total number of SNe Ia that will produce the observed iron-mass-to-light ratio of rich clusters.

white dwarf, it has a probability $\propto \exp(-\frac{\Delta t}{\tau})$ to explode as a SN Ia, where Δt is the time since the star left the main sequence. Following MDP, then

$$D(t) \propto \int_{m_{\min}(t)}^{m_{\max}} \exp\left(-\frac{t - \Delta t_{MS}}{\tau}\right) \frac{dN}{dm} dm. \quad (5)$$

For consistency, a Salpeter (1955) IMF is assumed. The minimum and maximum initial masses that will lead to the formation of a WD that explodes as a SN Ia are

$$m_{\min} = \max\left[3M_{\odot}, \left(\frac{t - t'}{10 \text{ Gyr}}\right)^{-0.4} M_{\odot}\right], \quad m_{\max} = 8M_{\odot},$$

and

$$\frac{\Delta t_{MS}}{10 \text{ Gyr}} = \left(\frac{m}{M_{\odot}}\right)^{-2.5}. \quad (6)$$

Figure 2 shows several examples of the MDP delay function. After an instantaneous starburst* at $t = 0$, the function is zero for 55 Myr (until the first white dwarfs form), then rises approximately as $t^{0.5}$, and reaches a peak at $t = 0.64$ Gyr. It then declines exponentially with a timescale τ .

In a given cluster, the integral on $R(t)$ over time gives the total number of SNe Ia that have exploded in that cluster. If most of the cluster iron is from SNe Ia, this total number is just the observed iron mass (minus the small fraction expected from core-collapse SNe arising from a normal IMF, Eq. 3), divided by the iron mass yield per SN Ia. The normalization of $R(t)$ is therefore set by

* See MDP, Eq. 4, for the treatment of non-instantaneous star formation.

$$\int R_{Ia}(t) dt = \frac{M_{\text{Fe-observed}}}{m_{\text{Fe-Ia}}} \left(1 - \frac{M_{\text{Fe-SNII}}}{M_{\text{Fe-observed}}}\right). \quad (7)$$

The mean iron yield of a single SN Ia, $m_{\text{Fe-Ia}}$, is generally agreed to be about $0.7 \pm 0.1 M_{\odot}$. This emerges from modeling of the bolometric light curves of SNe Ia (e.g., Contardo, Leibundgut, & Vacca 2000, and references therein), as well as from SN Ia model calculations (e.g., Thielemann, Nomoto, & Yokoi 1986).

If star formation is not in an instantaneous burst, but rather begins at t_f and lasts some period of time, the occurrence of some SNe Ia will be delayed. The SN Ia rate at later times, given the same total iron mass, will be necessarily greater than under the brief burst assumption. The assumption of a single, brief, star-formation burst at t_f will therefore lead to a lower limit for the predicted SN Ia rate at later times.

Rewriting Eq. 7 with the fiducial values above and in Eq. 3, and normalizing the SN rate by the present-day B -band stellar luminosity of the cluster, we obtain

$$\begin{aligned} & \frac{1}{L_B} \int R_{Ia}(t) dt = \\ & 0.042 \frac{\text{SN}}{L_{B\odot}} \left(\frac{M/L_B}{200}\right) \left(\frac{f_{\text{bar}}}{0.17}\right) \frac{(f_{\text{gas}} Z_{\text{Fe-gas}} + f_* Z_{\text{Fe}*})}{(0.9 \times 0.3 + 0.1 \times 1.2) 0.0026} \\ & \times \left(\frac{m_{\text{Fe-Ia}}}{0.7 M_{\odot}}\right)^{-1} \times \frac{1 - \left(\frac{M_{\text{Fe-observed}}}{M_{\text{Fe-SNII}}}\right)^{-1}}{5/6}. \end{aligned} \quad (8)$$

Here we have used a value of $M/L_B = (200 \pm 50) \frac{M_{\odot}}{L_{B\odot}}$ for the typical total mass-to-light ratio measured in rich clusters, assuming $H_0 = 70 \text{ km s}^{-1} \text{ Mpc}^{-1}$. The central value and the error is obtained by taking the union of several recent determinations and their quoted uncertainties – Carlberg et al. (1996), Girardi & Giuricin (2000), Bahcall & Comerford (2002), and Girardi et al. (2002). Galaxy kinematics, modeling of the X-ray emission, and strong and weak gravitational lensing give generally consistent results for this parameter. The fraction of the cluster mass that is in baryons, f_{bar} , is 10-30% (Ettori & Fabian 1999; Mohr, Mathiesen & Evrard 1999; Allen et al. 2002; Arnaud et al. 2002), and is thought to be representative of the universal baryonic mass fraction. We therefore adopt the cosmic value, 0.17, as recently measured with WMAP (Spergel et al. 2003).

The time-integrated number of SNe Ia per unit stellar luminosity obtained from Eq. 8 for the fiducial values, can also be expressed as

$$0.042 \frac{\text{SN}}{L_{B\odot}} = 42 \text{ SNU Gyr}. \quad (9)$$

In other words, to produce the iron mass seen in clusters with SNe Ia, there must have been in the past one SN Ia for every $23 L_{B\odot}$ of present-day stellar luminosity. Equivalently, the mean SN Ia rate over a ~ 10 Gyr cluster age must have been 4.3 SNU. Since present day rates (e.g., in Virgo cluster ellipticals; Cappellaro et al. 1999) are much lower than this, the rate must have been much higher in the past.

Thus, the assumption of a brief star-formation burst at some time t_f in the past, followed by a SN Ia rate $D(t - t_f)$ with characteristic time τ , determines the form of $R_{Ia}(t)$. The observed iron mass determines the normalization of $R_{Ia}(t)$. Extended or multiple starbursts after t_f can only

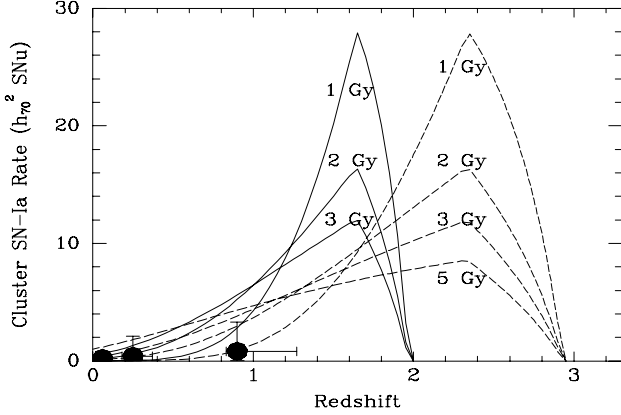


Figure 3. Predicted SN Ia rates vs redshift, if most of the iron mass in clusters is produced by type-Ia SNe following a brief burst of star formation at redshift $z_f = 2$ (solid curves) and $z_f = 3$ (dashed curves). The different curves are for SN Ia transfer functions with mean delay times, τ , as marked. Cluster SN Ia rate measurements are by Reiss (2000) and Gal-Yam et al. (2002). The latter are shown with 95%-confidence vertical error bars. The horizontal error bars give the visibility-time-weighted redshift ranges of the cluster samples.

lead to a higher $R_{Ia}(t)$ (except at times very soon after t_f). The only free parameters are therefore t_f and τ , which can be constrained by comparison to direct measurements of $R_{Ia}(t)$. Time and redshift are related, for our chosen cosmology, by

$$\Delta t = H_0^{-1} \int_{z_1}^{z_2} (1+z)^{-1} [\Omega_m(1+z)^3 + \Omega_\Lambda]^{-0.5} dz. \quad (10)$$

3 COMPARISON TO OBSERVATIONS AND CONCLUSIONS

Figure 3 shows the expected R_{Ia} vs. redshift based on Eqns. 5 and 8, for several choices of τ and cluster stellar formation redshift z_f , and compares these predictions to the observations. Existing measurements of cluster SN Ia rates are by Reiss (2000) for $0.04 < z < 0.08$, and by Gal-Yam et al. (2002) for $z = 0.25^{+0.12}_{-0.07}$, and $z = 0.90^{+0.37}_{-0.07}$. The error bars show the 95% confidence intervals. Figure 4 is the same, but zooms in on the region $z < 1.4$, where the data exist.

Figure 4 shows that the $z \sim 1$ SN Ia rate measurement is inconsistent with several of the plotted models. However, in the comparison, we must keep in mind that there are uncertainties in the parameters entering Eq. 8, which sets the normalization of the curves. The main uncertainty, $\pm 25\%$, is in the mean M/L_B of clusters. Accounting also for the (smaller) uncertainties in the other parameters, we consider

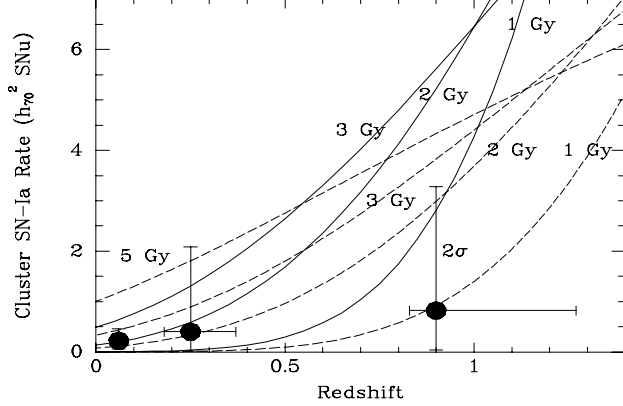


Figure 4. Same as Fig. 3, but zooming in on $z < 1.4$. The $z_f = 2$ models (solid curves) with $\tau \geq 2$ Gyr are clearly ruled out by the $z \sim 1$ SN-rate measurement, even after accounting for a 30% uncertainty in the normalization of the models. The $z_f = 3$ model (dashed curves) with $\tau = 5$ Gyr predicts unacceptably high rates at low z .

the measured 95% upper limit on R_{Ia} at $z = 0.9$ to be in conflict with the model with $z_f = 2$, $\tau = 2$ Gyr, and the model with $z_f = 2$, $\tau = 3$ Gyr. The upper limit on $R_{Ia}(t)$ is at $\sim 60\%$ of the predicted values for these models. The model with $z_f = 3$, $\tau = 5$ Gyr is marginally consistent with the $z = 0.9$ data point, given the uncertainty in the prediction. However, this model gives an unacceptably high rate at low redshift, and therefore can also be rejected. The low observed SN Ia rate at $z \sim 0 - 1$ means that, if cluster iron was produced by SNe Ia, those SNe must have occurred at earlier times, times that have yet to be probed by observations. To push the SNe Ia to such early times, one must invoke early star formation *and* a short SN Ia delay time.

A recent attempt by van Dokkum & Franx (2001) to deduce the epoch of star formation in cluster ellipticals by spectral synthesis modeling of the stellar populations, and accounting for biases in the selection of elliptical galaxies, finds stellar formation redshifts of $z_f = 2^{+0.3}_{-0.2}$. If we adopt a particular formation redshift, say $z_f = 2$, the resulting upper limit of $\tau < 2$ Gyr places clear constraints on SN Ia progenitor models. Two of the models by Yungelson & Livio (2000) predict longer delays and are therefore ruled out. In the double degenerate model, two WDs merge, and the resulting object, having a mass larger than the Chandrasekhar limit, is subject to a runaway thermonuclear explosion triggered at its core. Yungelson & Livio find that the delay function of such systems has an exponential cutoff at ~ 11 Gyr, at odds with the above upper limit on τ . A similar discrepancy exists for a model where a WD accretes He-rich material from a He-star companion, leading to helium igni-

tion on the surface of the WD and an edge-lit detonation of the star. This model has a delay function that cuts off at ~ 5 Gyr.

One must recap here that all these conclusions hold under the assumption that the stars in galaxy clusters were formed with a standard IMF, and therefore most of the iron is from SNe Ia. If the stars were formed with a sufficiently top-heavy IMF to produce the observed iron, few SNe Ia are expected at any redshift, and the SN Ia rate measurements place no constraints on cluster star-formation epoch or on SN Ia time delay.

Since our conclusions are based on the comparison of a low observed cluster SN Ia rate at $z \sim 1$ to the high rate predicted by some models, it is sensible to re-examine the reliability of the observation. One possibility to consider is that the rate measured by Gal-Yam et al. (2002), based on deep *HST* cluster images, was low because the SN detection efficiency was overestimated. Some faint cluster SNe that were missed would then be incorrectly accounted for in the rate calculations. This is highly unlikely, given that the actually detected cluster SNe were relatively bright, with $I < 24$ mag. Much fainter SNe, down to 28 mag, were found by the survey, demonstrating its high sensitivity, but these SNe were background and foreground events, rather than cluster events. A second possibility is that the rate measured was skewed low by considering only the visibility time of normal SNe Ia. Ignoring a significant population of subluminous SNe Ia, which have short visibility times, will lower the derived rate. However, studies of local subluminous SNe Ia show that they have an extremely low iron yield, $\sim 0.007M_{\odot}$ (e.g., Contardo et al. 2000). Thus, unless they are very common at $z \sim 1$, such SNe are irrelevant for iron production in clusters.

An interesting conclusion arises if we examine our results jointly with the results we report in a companion paper (Gal-Yam & Maoz 2003). There, we find that some versions of cosmic SFH, combined with particular SN Ia delay times, are incompatible with the observed redshift distribution of SNe Ia found by Perlmutter et al. (1999). For example, if the cosmic SFR rises between $z = 0$ and $z \sim 1$ as sharply as implied by Lilly et al. (1996) and by Hippelein et al. (2003), and at $z > 1$ as sharply as found by Lanzetta et al. (2002), then the observed SN Ia redshift distribution sets a 95%-confidence *lower* limit on the SN Ia delay time, of $\tau > 3$ Gyr. Thus, if one had independent reasons to adopt this SFH scenario, *and* a cluster star-formation redshift $z_f < 2$ (the latter implying an *upper* limit of $\tau < 2$ Gyr at 95% confidence from the measured SN Ia rate), then *all* values of τ would be excluded. One would then be forced to the conclusion that SNe Ia cannot be the source of iron in clusters, leaving only the top-heavy IMF option.

To summarize, we have investigated the source of the total iron mass in rich galaxy clusters. Using updated values for the various observational parameters, we have re-derived and quantified the excess of iron over the expectation from core-collapse SNe, provided the stars in cluster galaxies formed with a standard IMF. Assuming the source of the iron is from SNe Ia, we then showed that the SN Ia rate vs. redshift can be predicted quite robustly, given two parameters – the star formation redshift in clusters, and the mean SN Ia delay time. We set constraints on these two parameters by comparing the predicted rates to the measurements

of the SN Ia rate at $z \sim 1$ by Gal-Yam et al. (2002). The low observed rates at $z \sim 1$ force the iron-producing SNe Ia to have occurred at higher redshifts. This implies an early epoch of star formation *and* a short delay time. Specifically, we showed that models with a mean SN Ia delay time of $\tau < 2$ Gyr (< 5 Gyr) and $z_f < 2$ ($z_f < 3$) are ruled out at high confidence. Thus, if other avenues of inquiry show that SNe Ia explode via a mechanism that leads to a long delay time that is ruled out by our study, it will mean that core-collapse SNe from a top-heavy IMF must have formed the bulk of the observed mass of iron in clusters. The same conclusion will apply if other studies confirm a cosmic SFH that rises sharply with redshift. As shown in Gal-Yam & Maoz (2003), short (< 4 Gyr) delay times are incompatible with such a SFH and the redshift distribution of field SNe Ia.

Finally, we note that our results have relied on the upper limits on the $z \sim 1$ cluster SN Ia rate, calculated by Gal-Yam et al. (2002) based on just several SNe. Improved measurements of cluster SN rates at low, intermediate, and high redshifts can tighten the constraints significantly, and can potentially reveal the iron source directly.

ACKNOWLEDGMENTS

We thank M. Hamuy, A. Filippenko, P. Mazzali, and B. Schmidt for valuable comments and discussions. This work was supported by the Israel Science Foundation — the Jack Adler Foundation for Space Research, Grant 63/01-1.

REFERENCES

- Allen, S. W., Schmidt, R. W., & Fabian, A. C. 2002, *MNRAS*, 334, L11
- Anders, E. & Grevesse, N. 1989, *GeCoA*, 53, 197
- Arnaud, M., Aghanim, N., & Neumann, D. M. 2002, *A&A*, 389, 1
- Bahcall, N. A. & Comerford, J. M. 2002, *ApJL*, 565, L5
- Baldry, I. K., & Glazebrook, K. 2003, *ApJ*, in press, astro-ph/0304423
- Brighenti, F., & Mathews, W. G. 1998, *ApJ*, 515, 542
- Brighenti, F., & Mathews, W. G. 2001, *ApJ*, 553, 103
- Buote, D. A., 2002, to be published in the proceedings of the conference, "IGM/Galaxy Connection- The Distribution of Baryons at $z=0$ ", held at the University of Colorado, Boulder, USA, August 8-10, 2002, astro-ph/0210608
- Cappellaro, E., Evans, R., & Turatto, M. 1999, *A&A*, 351, 459
- Carlberg, R. G., Yee, H. K. C., Ellingson, E., Abraham, R., Gravel, P., Morris, S., & Pritchet, C. J. 1996, *ApJ*, 462, 32
- Contardo, G., Leibundgut, B., & Vacca, W. D. 2000, *A&A*, 359, 876
- Dahlén, T., & Fransson, C. 1999, *A&A*, 350, 349
- Elmhamdi, A., Chugai, N. N., & Danziger, I. J. 2003, *A&A*, in press, astro-ph/0304144
- Ettori, S. & Fabian, A. C. 1999, *MNRAS*, 305, 834
- Ettori, S. 2003, *MNRAS*, in press, astro-ph/0305296
- Finoguenov, A., David, L. P., & Ponman, T. J. 2000, *ApJ*, 544, 188
- Finoguenov, A., Burkert, A., & Boehringer, H. 2003, *ApJ*, in press, astro-ph/0305190
- Fukazawa, Y., Makishima, K., Tamura, T., Ezawa, H., Xu, H., Ikebe, Y., Kikuchi, K., & Ohashi, T. 1998, *PASJ*, 50, 187
- Gal-Yam, A., Maoz, D., & Sharon, K. 2002, *MNRAS*, 332, 37
- Gal-Yam, A. & Maoz, D. 2003, *MNRAS*, submitted

- Gerhard, O., Kronawitter, A., Saglia, R. P., & Bender, R. 2001, *AJ*, 121, 1936
- Girardi, M. & Giuricin, G. 2000, *ApJ*, 540, 45
- Girardi, M., Manzato, P., Mezzetti, M., Giuricin, G., & Limboz, F. 2002, *ApJ*, 569, 720
- Gould, A., Bahcall, J. N., & Flynn, C. 1997, *ApJ*, 482, 913
- Grevesse, N. & Sauval, A. J. 1999, *A&A*, 347, 348
- Hamuy, M. 2003, *ApJ*, 582, 905
- Hippelein, H., et al. 2003, *A&A*, in press, astro-ph/0302116
- Jørgensen, I. 1999, *MNRAS*, 306, 607
- Kennicutt, R. C. 1983, *ApJ*, 272, 54
- Kochanek, C. S. et al. 2001, *ApJ*, 560, 566
- Kroupa, P. 2001, *MNRAS*, 322, 231
- Lanzetta, K. M., Yahata, N., Pascarelle, S., Chen, H., & Fernández-Soto, A. 2002, *ApJ*, 570, 492
- Lilly, S. J., Le Fevre, O., Hammer, F., & Crampton, D. 1996, *ApJL*, 460, L1
- Lima Neto, G. B., Capelato, H. V., Sodr e, L., & Proust, D. 2003, *A&A*, 398, 31
- Lin, Y.-T., Mohr, J. J., & Stanford, S. A. 2003, *ApJ*, in press, astro-ph/0304033
- Lloyd-Davies, E. J., Ponman, T. J., & Cannon, D. B. 2000, *MNRAS*, 315, 689
- Loewenstein, M. 2000, *ApJ*, 532, 17
- Madau, P., Della Valle, M., & Panagia, N. 1998, *MNRAS*, 297, L17 (MDP)
- Miller, G. E. & Scalo, J. M. 1979, *ApJS*, 41, 513
- Mohr, J. J., Mathiesen, B., & Evrard, A. E. 1999, *ApJ*, 517, 627
- Mushotzky, R. F. & Loewenstein, M. 1997, *ApJL*, 481, L63
- Pain, R., et al. 2002, *ApJ*, 577, 120
- Perlmutter, S., et al. 1999, *ApJ*, 517, 565
- Pipino, A., Matteucci, F., Borgani, S., & Biviano, A. 2002, *New Astronomy*, 7, 227
- Reiss, D. 2000, PhD Thesis, University of Washington
- Renzini, A. 1997, *ApJ*, 488, 35
- Renzini, A., Ciotti, L., D’Ercole, A., & Pellegrini, S. 1993, *ApJ*, 419, 52
- Ruiz-Lapuente, P., & Canal, R. 1998, *ApJ*, 497, L57
- Sadat, R., Blanchard, A., Guiderdoni, B., & Silk, J. 1998, *A&A*, 331, L69
- Scalo, J. 1998, *ASP Conf. Ser. 142: The Stellar Initial Mass Function (38th Herstmonceux Conference)*, 201
- Salpeter, E.E. 1955, *ApJ*, 121, 161
- Spergel, D. N. et al. 2003, *ApJ*, submitted, astro-ph/0302209
- Sullivan, M., et al. 2000, *MNRAS*, 319, 549
- Tamura, T., Kaastra, J.S., Bleeker, J.A.M., & Peterson, J.R. 2002, in “New Visions of the X-ray Universe in the XMM-Newton and Chandra Era”, astro-ph/0209332
- Thielemann, F.-K., Nomoto, K., & Yokoi, K. 1986, *A&A*, 158, 17
- Thielemann, F., Nomoto, K., & Hashimoto, M. 1996, *ApJ*, 460, 408
- Tonry, J. L., et al. 2003, *ApJ*, in press, astro-ph/0305008
- Tozzi, P., & Norman, C. 2001, *ApJ*, 546, 63
- Tozzi et al. 2003, *ApJ*, in press, astro-ph/0305223
- van Dokkum, P. G. & Franx, M. 2001, *ApJ*, 553, 90
- White, D. A. 2000, *MNRAS*, 312, 663
- Yungelson, L., & Livio, M. 2000, *ApJ*, 528, 108
- Zampieri, L., Pastorello, A., Turatto, M., Cappellaro, E., Benetti, S., Altavilla, G., Mazzali, P., & Hamuy, M. 2003, *MNRAS*, 338, 711