

# Flat-Cored Dark Matter in Cuspy Clusters of Galaxies

Amr A. El-Zant,<sup>1</sup> Yehuda Hoffman,<sup>2</sup> Joel Primack,<sup>3</sup> Francoise Combes,<sup>4</sup> Isaac Shlosman<sup>5</sup>

## ABSTRACT

Sand, Treu, & Ellis (2002a) have measured the central density profile of cluster MS2137-23 with gravitational lensing and velocity dispersion and removed the stellar contribution with a reasonable  $M/L$ . The resulting dark matter distribution within  $r < 50h^{-1}\text{kpc}$  was fitted by a density cusp of  $r^{-\beta}$  with  $\beta = 0.35$ . This stands in an apparent contradiction to the CDM prediction of  $\beta \sim 1$ , and the disagreement worsens if adiabatic compression of the dark matter by the infalling baryons is considered. Following El-Zant, Shlosman & Hoffman (2001), we argue that dynamical friction acting on galaxies moving within the dark matter background counters the effect of adiabatic compression by transferring the orbital energy of galaxies to the dark matter, thus heating up and softening the central density cusp. Using  $N$ -body simulations of massive solid clumps moving in clusters we show that indeed the inner dark matter distribution flattens (with  $\beta \approx 0.35$  for a cluster like MS2137-23) when the galaxies spiral inward. We find as a robust result that while the dark matter distribution becomes core-like, the overall mass distribution preserves its cuspy nature, in agreement with X-ray and lensing observations of clusters.

*Subject headings:* galaxies: clusters, general – galaxies: evolution – galaxies: formation – galaxies: interactions – galaxies: kinematics and dynamics – cosmology: dark matter

## 1. Introduction

The cold dark matter ( $\Lambda$ CDM) cosmology (Blumenthal *et al.* 1984, Davis *et al.* 1985) with a large cosmological constant  $\Omega_\Lambda \approx 0.7$  is in excellent agreement with data on large-scale structure and cosmic microwave background anisotropies (Spergel *et al.* 2003). Yet, concerns have been raised about the possible disagreement between numerical simulations of dark matter (DM) and observations of the centers of galaxies and clusters (Flores & Primack 1994, Moore 1994). CDM, and CDM-like, simulations all produce DM halos characterized by a divergent, “cuspy”, inner density profile (Navarro, Frenk, & White 1997; NFW),

while observations seem to indicate that at least some galaxies and clusters have flat, core-like, inner density profiles (Primack 2003 for a review). Poorly understood galaxy formation processes and complicated galactic dynamics make the comparison of simulations and observations of galaxies more difficult to interpret. In contrast, clusters provide a much ‘cleaner’ environment to test the CDM model. In particular, observational determination of the mass distribution in clusters by gravitational lensing provides robust results and confrontation of these with simulations can allow strong tests of the CDM cosmogony.

Sand, Treu, & Ellis (2002a; STE) measured the density profile in the central  $50h^{-1}\text{kpc}$  of cluster MS2137-23 at redshift  $z = 0.313$  using gravitationally lensed radial and tangential arcs to determine the central radial profile and total mass enclosed respectively, and the velocity dispersion profile of the central galaxy from a long-slit spectrum as an additional constraint. (As usual,  $h$  measures Hubble’s constant in units of  $100 \text{ km s}^{-1}\text{Mpc}^{-1}$ .) This cluster was the first one in which a radial arc was discovered (Fort *et al.* 1992). The stellar

<sup>1</sup>Theoretical Astrophysics 130-33, Caltech, Pasadena, CA 91125, USA

<sup>2</sup>Racah Institute of Physics, Hebrew University, Jerusalem, Israel

<sup>3</sup>Physics Department, University of California, Santa Cruz, CA 95064, USA

<sup>4</sup>LERMA Observatoire de Paris, Paris, France

<sup>5</sup>Department of Physics and Astronomy, University of Kentucky, Lexington, KY 40506-0055, USA

contribution to the mass was fitted with a reasonable  $M_*/L_V = 3.1M_\odot/L_\odot$ , which resulted in  $r^{-\beta}$  DM central density profile, with a best fit value  $\beta = 0.35$  and a 99% C.L. upper limit  $\beta < 0.9$ . This is inconsistent with dissipationless CDM simulations, which give  $\beta = 1-1.5$  (Moore *et al.* 1999, Navarro 2003, Power *et al.* 2003). STE further argue that baryonic infall should steepen the DM central cusp, increasing  $\beta$ , via adiabatic compression, thus worsening the disagreement with CDM. Furthermore, Kelson *et al.* (2002) used stellar velocities to trace the central mass distribution of Abell 2199 and reached similar conclusions. Here we argue that this apparent contradiction can in fact be naturally resolved within the framework of the CDM model once the effects of the baryons are properly taken into account.

The DM adiabatic compression induced by gaseous baryonic infall was used by Blumenthal *et al.* (1986), Flores *et al.* (1993), and Mo, Mao & White (1998) to describe the effects on the DM distribution of baryon settling in virialized DM halos. When baryons cool slowly, the system loses energy by radiation as the baryons sink to the bottom of the potential well, steepening the total density profile. As we will see, this is only part of the relevant physics for clusters. However, the relevance of this scenario was questioned even for galaxies in the context of inhomogeneous baryonic collapse (El-Zant, Shlosman & Hoffman 2001, hereafter ESH) and in the context of CDM hierarchical halo formation by mergers (Vitvitska *et al.* 2002).

Once the baryons condense to form stars and galaxies, objects that are far more massive than the surrounding dark matter particles, they scatter the latter as they move through the halo and experience a drag force. The resulting dynamical friction (DF) can be quantified, in the context where the scattering is treated as a local phenomenon, in terms of the Chandrasekhar (1943) formula. Moreover, early-type galaxies, being denser than the DM in cluster halos, survive tidal interactions. The energy dissipated in this case is transferred to the DM, increasing its random motion, rather than being lost by the system.

Most studies of the role of DF in the evolution of groups and clusters of galaxies have focused mainly on the fate of the infalling galaxies (e.g., Dubinski 1998). ESH on the other hand,

adopted a different approach and analyzed the DF-induced changes in the DM halo structure. This was done within the context of galaxy formation, where gaseous baryons cool to form dense clumps within a cuspy NFW halo density profile. Specifically, they have shown that the orbital energy lost by the clumps to the DM background is sufficient to “heat-up” and flatten the DM density cusps. This DF heating dominates over adiabatic contraction. The semi-analytical Monte-Carlo approach of ESH has been now confirmed by  $N$ -body simulations, with massive baryonic clumps represented by finite-size solid particles moving in initially NFW cuspy halos (El-Zant *et al.* 2003).

Following ESH, we investigate the role of DF in flattening of cuspy density profiles in clusters of galaxies by means of  $N$ -body simulations. In §2 we discuss the  $N$ -body simulation of DF in clusters of galaxies. §3 analyzes these simulations and compares them with the STE observations. Summary and discussion are presented in §4.

## 2. Numerical Modeling

Here, the dynamics of a system made of  $N$  dark matter particles and  $N_{clump}$  massive clumps is followed by an PM (particle mesh) code using a non-periodic  $256^3$  useful grid. The  $N$ -body system is composed of  $9 \times 10^5$  particles, of which 900 are massive solid clumps which represent the baryonic galaxies. The ratio of the mass in clumps to the total mass is set to 0.147, close to the global baryonic to total mass ratio of 0.16 recently reported by the WMAP collaboration (Spergel *et al.* 2003) hence assuming all baryons are locked in the clumps. The force resolution, which implies a gravitational softening, corresponds to  $1/39$  of the cluster’s NFW scale length  $r_s$ .

The system is assumed to be in virial equilibrium at the onset of the simulation and the baryonic clump distribution follows that of the DM. The initial structure is given by the universal density profile of NFW

$$\rho(r) = \rho_s r_s^3 / r(r_s + r)^2, \quad (1)$$

where  $r_s$  is the radius at which the logarithmic derivative equals  $-2$ . The initial velocity dispersion is assumed to be isotropic and is determined by solving the Jeans equations. This assumption should be valid in the central region of the clus-

ter (in agreement with  $N$ -body simulations, e.g. Colin *et al.* 2000, and also motions of central cluster galaxies, van der Marel *et al.* 2000). The concentration parameter is defined as  $c \equiv R_{vir}/r_s$ , where  $R_{vir}$  is the virial radius of the halo. Following ESH, where the dynamical friction is found to be effective in modifying the halo profile only *within*  $r < r_s$ , the present assumption of isotropy should not affect our results.

### 3. Results

Several simulations have been performed, spanning NFW parameters and clump masses. A test simulation with no massive particles confirmed the stability of the NFW initial conditions, and in particular the inner cusp, throughout the simulation. Changing the mass of clumps only affects the time scale over which the structure evolves, in accordance with Chandrasekhar’s formula, and not the resulting structure. It follows that a given numerical model can be rescaled, while the evolution is preserved. Moreover, since as expected, only the inner structure, well within  $r_s$ , is affected by the DF, and the dynamics therein is essentially independent of that outside  $r_s$ , large  $R_{vir}$  can be assumed, outside the actual outer radius of the simulation. It follows that  $c$  can be rescaled as well. Subject to this rescaling and to the changes in time scale that depend on the mass of the clumps, the simulations are practically identical. Hence, only one simulation, where the (initial) maximal radius simulated is  $3.33r_s$ , is analyzed here.

These simulations of the dynamical evolution of rich clusters of galaxies are relevant to the standard  $\Lambda$ CDM cosmogony with the WMAP inferred cosmological parameters (Spergel *et al.* 2003). The simulation units are scaled in a way that, at 13.5 inner dynamical times, the DM mass distribution is best matched by STE’s optimal model within the inner range of  $r < 50h^{-1}$ kpc, within which their fit was performed. It thus applies specifically to cluster MS2137-23 in which there is a large cD galaxy at the center. The initial conditions of that simulation are scaled to  $r_s = 164h^{-1}$ kpc and  $c = 5.45$ , corresponding to  $R_{vir} = 894h^{-1}$ kpc and  $M_{vir} = 2.3 \times 10^{14}h^{-1}M_{\odot}$ . The mass of individual galaxies is  $M_{clump} = 4.4 \times 10^{10}h^{-1}M_{\odot}$ , while the softening length, which can be considered as a characteristic scale length for

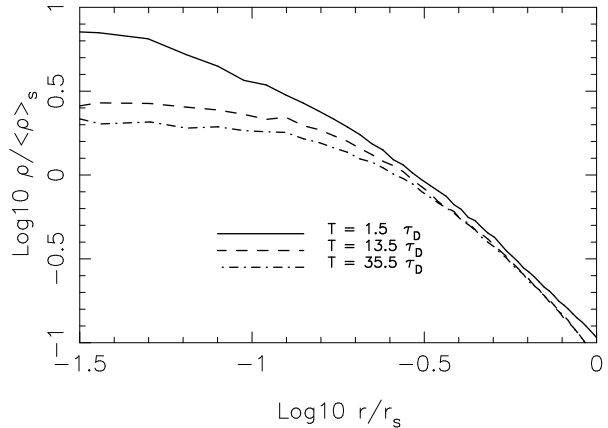


Fig. 1.— The DM density profile (in terms of  $\langle \rho \rangle_s$ , the average density inside the initial NFW scale length  $r_s$ ) is plotted at different times,  $t = 1.5, 13.5, \text{ and } 35.5\tau_D$ .

the clumps, scales to  $6.64h^{-1}$ kpc. The cluster central ( $< r_s$ ) dynamical time is  $\tau_D = 0.31h^{-1}$  Gyr.

Fig. 1 shows the DM density profile at 1.5, 13.5, and 33.5 dynamical times, corresponding to  $0.46, 4.2, \text{ and } 10h^{-1}$  Gyr, with the central density cusp dissolving progressively as the simulation proceeds (the results are shown in terms of the initial NFW scale length and the mass enclosed within it). The total density profile hardly changes at these times, as is manifested by Fig. 2. The comparison of Figs. 1 and 2 implies that the DM cusp diffuses almost completely while the clump distribution becomes even more cuspy. The figures show that density profiles change very little after about half the age of the universe, pointing to saturation of the effect presented here (due to the decreasing density and increasing local dynamical time and velocities, the DF time scales roughly as  $\sim r^{2.5}$  in an NFW cusp). It implies also that flattening of the cusp by DF is a robust effect and no fine tuning of the parameters is needed here. This is also manifested by Fig. 3 which shows the evolution of the DM and baryonic mass profiles in this cluster where the baryons dominate in the center at the present epoch.

STE fit the baryonic and DM density profiles only within the very inner part of the cluster, roughly within  $r = 50h^{-1}$ kpc. STE assumed that

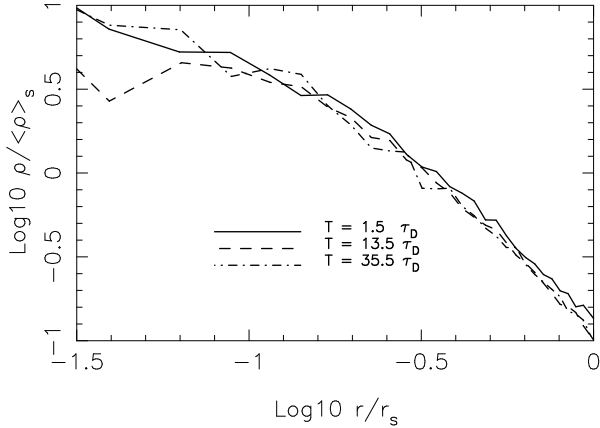


Fig. 2.— The total density profile is plotted at different times. (Same notations and times as in Fig. 1.)

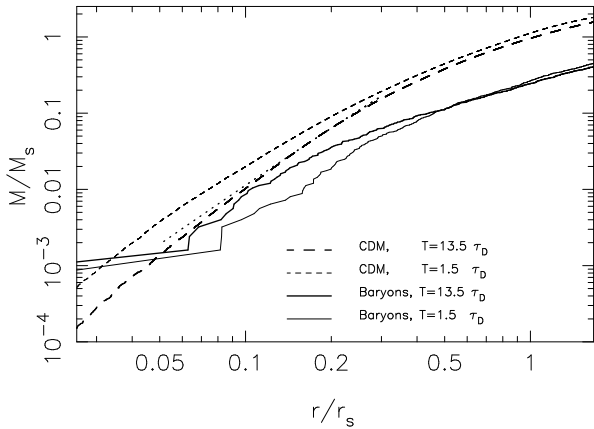


Fig. 3.— The DM and baryon mass profiles (in terms of the mass enclosed inside the initial NFW scale length  $r_s$ ) are plotted at different times,  $t = 1.5$  and  $13.5\tau_D$ . The dotted curve corresponds to STE’s best fit of  $\beta = 0.35$ .

the DM follows a generalized NFW profile,

$$\rho = \frac{\rho_c \delta_c}{(r/r_{sc})^\beta (1 + (r/r_{sc}))^{3-\beta}}. \quad (2)$$

(where  $\rho_c$  is the critical density and  $\delta$ ,  $r_{sc}$  and  $\beta$  are parameters to be fitted to the data). Good fits to the evolved CDM mass distributions of our model can be found in terms of Burkert (1995) profiles, or variations thereof (ESH). At 13.5 dynamical times, for example, the whole halo up to

the initial virial radius can be fitted by a Burkert profile with an RMS error of  $\sim 2\%$ . The radius of the nearly constant density core is about a third of the initial NFW scale length characterizing the initial distribution. It follows that the generalized NFW profiles used by STE cannot fit the final distributions for any value of the inner density slope  $\beta$ . Not even a  $\beta = 0$  profile provides a reasonable fit, since the slope it predicts does not converge to the original NFW slope outside the core radius. Therefore the STE fit implies only a very shallow inner cusp, almost a core, and cannot be used to infer the structure of the whole cluster. Indeed, our evolved DM profile follows quite closely STE’s fitted profile, with  $\beta = 0.35$  and  $\delta = 24000$  over the range of  $8 \lesssim r \lesssim 50h^{-1}\text{kpc}$ , namely from roughly the softening length to the maximal radius probed by STE.

One may argue that a model in which all the baryons are locked in the massive galaxies represents an extreme case. To study what might be a more realistic case a model has been simulated in which only a third of the baryons are tightly clumped and  $M_{clump}$  is set to  $1.45 \times 10^{11}h^{-1}M_\odot$ , *i.e.* the mass fraction of the clumpy component is 5%, and the number of clumps is now 10 times less. The results obtained in this case are very similar to the ones analyzed in detail here. In particular, the evolved DM profile is very close to STE’s fit, with the same physical length mass scales as used in this section.

#### 4. Discussion

The model considered here, in which the baryons in the cluster are represented only by massive smoothed clumps, is rather crude, but it should capture the key effects of DF in the cluster center. Several effects not explicitly included could further soften the central cusp. For one thing, the dark halos of the galaxy centers represented by the baryonic clumps are not included. These dark halos will be mostly tidally stripped before reaching the cluster center, but still will be capable of increasing the speed of DF infall. Also, galaxies just falling into the cluster will mostly have rather radial orbits (Vitvitska *et al.* 2002), and they will often fall in as part of groups; both effects will also increase the rate of infall toward the center. Finally, resonances that could possi-

bly enhance the cusp softening (Katz 2002) may have not been resolved at this numerical resolution. It is of course only an approximation to treat all the galaxies as having the same mass. All of these issues should be addressed by better simulations, in view of the rapidly increasing quality of the data on the mass distribution in centers of clusters (Sand *et al.* 2002b, Treu 2003).

The key prediction of our model is twofold: the total mass distribution is given by a cuspy NFW model (or its generalization), but the inner DM density profile is characterized by a near core structure when DF is important. The first point is in agreement with observational determinations of the mass distribution in clusters. The total mass density profile derived from X-ray observations (by Chandra and XMM, see reviews by Buote 2002, 2003; Chandra observation of A2029, see Lewis *et al.* 2003), weak lensing (Dahle, Hannestad, & Sommer-Larsen 2002) and strong lensing (Bartelmann 2002), are all consistent with  $\beta = 1$  or steeper cusps. The STE analysis of MS2137-23, on the other hand, which separates the DM distribution from the total matter, excludes an NFW cusp for the DM distribution and shows consistency with a  $\beta = 0.35$  profile, *i.e.* nearly a flat core.

The implication of the present paper as well as of ESH and El-Zant *et al.* (2003) is that the cusps in DM halos hosting clumpy baryons can be washed out by DF. An important result revealed by Figs. 1 and 2 is that while the DM and the baryon density profile change quite dramatically, the total mass distribution is hardly affected. The stability of the total matter distribution persists at least to the present epoch, and should not be considered a transient phenomenon.<sup>6</sup>

The efficiency of this process depends on the nature of the baryonic clumpiness, such as the mass incorporated in the clumps, the mass spectrum of these objects, and their ability to survive negative feedback and tidal stripping processes. It of course also depends on the amount of baryonic material that reaches the cluster center by this process – clusters without large cD galaxies are expected

<sup>6</sup>Note however that discreteness noise will on a longer timescale ( $\gtrsim 200\tau_D$ ) cause the clumps’ distribution to expand (before recollapsing). It is also possible to obtain a decrease in the total system density if the baryons are not initially distributed in a cusp (ESH)

to have less flattening of the central dark matter cusp.

Clusters of galaxies provide the ‘cleanest’ case for the operation of DF, as the massive clumps, *i.e.*, individual galaxies, are clearly seen to survive to the present epoch, and cD galaxies with multiple nuclei (representing such surviving galaxies in the cluster center) are well known. Any CDM that is not stripped from the galaxies would contribute to the final mass distribution parametrized in STE’s analysis by a Jaffe model, and not to the generalized NFW. It thus enters implicitly into the stellar mass to light ratio inferred from their fits — which was found to be consistent with the local value after accounting for passive evolution. Thus the “clumps” mediating the DF are indeed baryon dominated. The situation in the centers of galaxies is much more complicated, and the nature of the baryon distribution in proto-galaxies depends on poorly understood processes. Yet, if young galaxies are characterized by an initial clumpy baryonic phase, then the DM density cusp is expected to be flattened as well (ESH, El-Zant *et al.* 2003). It follows that the apparent disagreement between dissipationless simulations and observations of the central density profiles of galaxies and clusters can be resolved within the framework of the CDM cosmogony.

JP and YH thank Avishai Dekel for organizing a fruitful workshop at the Institute for Advanced Studies of The Hebrew University, where the present paper was initiated. JP thanks Piero Madau for very helpful conversations, and Richard Ellis, Neal Katz, Anatoly Klypin, Andrey Kravtsov, and Tommaso Treu for discussions. AAEZ thanks Raoul Jimenez, David Sand, and Tommaso Treu for insightful comments. This research has been partially supported by the Israel Science Foundation 143/02 (to YH) and the Sheinborn Foundation (to YH), NASA grants NAG 5-12326 (at UCSC), NAG 5-3841, NAG 5-13063 and HST GO-08123.01-97A (provided by NASA through a grant from the STScI, which is operated by the AURA, under NASA contract NAS5-26555) (to IS) and NSF grants AST-0205944 (at UCSC) and AST-0206251 (to IS). IS is grateful to the Lady Davis Foundation for support. Numerical simulations have been realized on the Fujitsu NEC-SX5 of the IDRIS-CNRS computing center,

at Orsay, France.

## REFERENCES

- Bartelmann, M. 2002, in “Matter and Energy in Clusters of Galaxies” (astro-ph/0207032)
- Blumenthal, G. R., Faber, S. M., Primack, J. R., & Rees, M. 1984, *Nature*, 311, 517
- Blumenthal, G. R., Faber, S. M., Flores, R. A., & Primack, J. R. 1986, *ApJ*, 301, 27
- Buote, D. A. 2002, in “IGM/Galaxy Connection—The Distribution of Baryons at  $z=0$ ”, University of Colorado, August 2002 (astro-ph/0210608)
- Buote, D. A. 2003, *Proc. IAU 220* (in preparation)
- Burkert, A. 1995, *ApJ*, 447, L25
- Chandrasekhar, S. 1943, *ApJ*, 97, 255
- Colin, P., Klypin, A. A., & Kravtsov, A. V. 2000, *ApJ*, 539, 561
- Dahle, H., Hannestad, S., & Sommer-Larsen, J. 2003, *ApJ*, 588, 73
- Davis, M., Efstathiou, G., Frenk, C. S., & White, S. D. M. 1985
- Dubinski, J. 1998, *ApJ*, 502, 141
- El-Zant, A., Shlosman, I., & Hoffman, Y. 2001, *ApJ*, 560, 336 (ESH)
- El-Zant, A., Hoffman, Y., Combes, F., & Shlosman, I., 2003 (in preparation)
- Flores, R. A., Primack, J. R., Blumenthal, G. R., & Faber, S. M., 1993, *ApJ*, 412, 443
- Flores, R. A., & Primack, J. R. 1994 *ApJ*, 427, L1
- Fort, B., Le Fevre, O., Hammer, F., & Cailloux, M. 1992, *ApJ*, 399, L125
- Katz, N., 2002, talk presented in “Predictions of Cold Dark Matter models on small scales: current and future tests” (Workshop organized by Andrey Kravtsov at the Center for Cosmological Physics, University of Chicago)
- Kelson, D. D., Zabludoff, A. I., Williams, K. A., Trager, S. C., Mulchaey, J. S., & Bolte, M. 2002, *ApJ*, 576, 270
- Lewis, A. D., Buote, D. A., & Stocke, J. T. 2003, *ApJ*, 586, 135
- Mo, H.-J., Mao, S., & White, S. D. M. 1998, *MNRAS*, 297, L71
- Moore, B. 1994, *Nature*, 370, 629
- Moore, B., Quinn, T., Governato, F., Stadel, J., & Lake, G. 1999, *MNRAS*, 310, 1147
- Navarro, J. F. 2003, *Proceedings Royal Society Meeting and Proceedings of IAU 220* (in preparation)
- Navarro, J. F., Frenk, C. S., & White, S. D. M. 1997, *ApJ*, 490, 493 (NFW)
- Power, C., Navarro, J. F., Jenkins, A., Frenk, C. S., White, S. D. M., Springel, V., Stadel, J., & Quinn, T. 2003, *MNRAS*, 338, 14
- Primack, J. R. 2003, in 5th International UCLA Symposium on Sources and Detection of Dark Matter (DM2002), ed. D. Cline, *Nucl. Phys. B* in press (astro-ph/0205391), and *Proceedings of IAU 220* (in preparation)
- Spergel, D. N., and the WMAP collaboration 2003 (astro-ph/0302209)
- Sand, D.J., Treu, T., & Ellis, R.S., 2002a, *ApJ*, 574L, 129 (STE)
- Sand, D. J., Treu, T., & Ellis, R. S. 2002b, abstract AAS, 201, 5807S
- Treu, T. 2003, *Proceedings of IAU 220* (in preparation)
- Vitvitska, M., Klypin, A. A., Kravtsov, A. V., Wechsler, R. H., Primack, J. R., & Bullock, J. S. 2002, *ApJ*, 581, 799
- van der Marel, R. P., Magorrian, J., Carlberg, R. G., Yee, H. K. C., & Ellingson, E. 2000, *AJ*, 119, 2038

---

This 2-column preprint was prepared with the AAS L<sup>A</sup>T<sub>E</sub>X macros v5.0.