

# On the universal outcome of star-formation: Is there a link between stars and brown-dwarfs?

Pavel Kroupa<sup>1,2,4</sup>, Jerome Bouvier<sup>1</sup>, Gaspard Duchêne<sup>3</sup>, Estelle Moraux<sup>1</sup>

<sup>1</sup>*Laboratoire d'Astrophysique de l'Observatoire de Grenoble, BP 53, F-38041 Grenoble Cedex 9, France*

<sup>2</sup>*Institut für Theoretische Physik und Astrophysik der Universität Kiel, D-24098 Kiel, Germany*

<sup>3</sup>*Department of Physics and Astronomy, 405 Hilgard Avenue, UCLA, Los Angeles, CA 90095-1562, USA*

<sup>4</sup>*Heisenberg Fellow*

28 October 2018

## ABSTRACT

Given the current consensus that stars form from pre-stellar cloud cores that fragment into small- $N$  groups which decay within a few  $10^4$  yr, and taking the observed properties of about 1 Myr old stars in the Taurus-Auriga (TA) star-forming region as empirical constraints, we suggest a model that describes the multiplicity properties of the disintegrated groups. This model concisely describes the outcome of star formation in terms of dynamically unevolved binary properties. Two variants of the model are tested against data on very young stars in Taurus-Auriga (TA) and the Orion Nebula cluster (ONC) as well as the older Pleiades and the Galactic-field populations. The *standard model* (SM) assumes that cloud-core fragmentation only produces stellar systems, while the *standard model with brown dwarfs* (SMwBDs) assumes that cloud-core fragmentation proceeds down to sub-stellar mass cores. Brown dwarfs (BDs) enter the SM by being a separate, dynamically unimportant population. The models produce a very high initial binary proportion among stars (SM), and stars and BDs (SMwBDs), and both reproduce the measured initial mass function (IMF) in TA, the ONC and the Pleiades as well as the Galactic field. Concentrating on the SMwBDs, it is shown that the Briceno et al. result that TA appears to have produced significantly fewer BDs per star than the ONC is reproduced almost exactly without calling for a different IMF. The reason is that star-BD and BD-BD binaries are disrupted in the dense ONC. The model, however, fails to reproduce the observed star-star binary period distribution in TA, because it contains too many star-BD pairs. Also, the SMwBDs leads to too many wide star-BD and BD-BD systems. This is a problem if most stars form in clusters because Galactic-field very-low-mass-star and BD binaries have a low binary fraction and do not contain wide systems. The SM, on the other hand, finds excellent agreement with the observed mass-ratio and period distribution among TA and Galactic-field stellar binaries, as well as the observed stellar period distribution in the ONC and the Pleiades. The conclusion of this work is therefore that the SM describes the initial, dynamically unevolved stellar population very well indeed for a large range of star-forming conditions, suggesting (1) a remarkable invariance of the star-formation products, and (2) that BDs (and some very-low-mass stars) need to be added as a separate population with its own kinematical and binary properties. This separate population may vary with star-forming conditions.

**Key words:** stars: formation – stars: low-mass, brown dwarfs – binaries: general – open clusters and associations: general – Galaxy: stellar content – stellar dynamics

## 1 INTRODUCTION

The properties of multiple systems and the shape of the IMF are the outcome of star formation. By studying these in different environments it may be possible to unearth variations that are important for constraining star-formation theory. To achieve

this it is necessary to apply exactly the same methodology to a variety of populations. The observational side of such a major endeavour is presented by the consistent work notably by Luhman and collaborators (e.g. Luhman et al. 2003a) on many very young populations. But it is also necessary to take into account changes in young stellar populations owing to stellar-dynamical processes, in order to verify if observed differences may not merely be due to the dynamical evolution, or even to uncover true differences in the absence of observed differences. For example, as has been stressed many times since a first thorough investigation of such issues by Kroupa, Tout & Gilmore (1991), *a steep IMF can appear flatter if binary stars are abundant, thus appearing similar to a truly flat IMF if binary stars are sparse*. It is worth keeping this bias in mind when investigating possible variations of primordial stellar populations. This we do here by concentrating on very recent observational evidence which allow us to probe star-formation into the BD mass range.

Briceno et al. (2002) report nine new objects with masses in the range  $0.015 - 0.1 M_{\odot}$  in the TA star forming region. The discovery is based on a deep optical survey combined with data from the Two-Micron All-Sky Survey and a follow-up spectroscopic survey of eight groups known to contain pre-main sequence stellar members. Each of the survey areas comprises approximately  $2.3 \text{ pc} \times 2.3 \text{ pc}$  (for a distance of 140 pc), and is complete down to masses  $m = 0.02 M_{\odot}$ . They construct an IMF from the new sample and find a significant deficit of BDs in TA when compared to the ONC. *This may be the first direct evidence for a non-universality of the IMF at its low-mass end.*

The assertion by Briceno et al. is very important for star-formation theory, as it implies that the production of BDs through fragmentation of the cloud core may be dependent on the physical conditions of the molecular cloud, given that the cloud cores in which the ONC and the TA-aggregates formed were very different in density and mass. Thus, in TA groups of a few dozen binaries are forming in a volume of about  $1 \text{ pc}^3$  (Gomez et al. 1993; Hartmann 2002) within which up to  $10^4$  ONC stars may have formed (Kroupa, Aarseth & Hurley 2001, hereinafter KAH). As pointed out by Briceno et al., the sense of the discrepancy between TA and the ONC is expected if the distribution of stellar masses reflects that of Jeans-unstable fragments. TA should be producing fewer BDs by direct fragmentation than the ONC, because the Jeans mass,  $\mathcal{M} \propto \rho^{-1/2} T^{3/2}$ , so that  $\mathcal{M}_{\text{TA}} > \mathcal{M}_{\text{ONC}}$  since the gas-density is about two orders of magnitude lower in TA than it was in the ONC,  $\rho_{\text{TA}} \approx 10^{-2} \rho_{\text{ONC}}$ , while the temperatures,  $T$ , are not likely to have differed by more than a factor of a few. That BDs may have a star-like formation history is also tentatively supported by the mass function (MF) of pre-stellar cores in  $\rho$  Oph which Motte, André & Néri (1998) and Bontemps et al. (2001) find to be indistinguishable from the very-young (class II) stars and the Galactic-field IMF in the mass range  $0.06 - 2 M_{\odot}$ . The conditions in  $\rho$  Oph appear to be such that the observed masses are consistent with Jeans fragmentation of the molecular cloud down into the sub-stellar mass range without significant further evolution of the masses by interactions between proto-stars or competitive accretion.

Within the Briceno et al. survey regions the authors find the spatial distribution of BDs and stars to be indistinguishable and both to show similar K-band excesses indicating similar accretion-disk processes. Briceno et al. find *no evidence for a different formation mechanism between BDs and stars*. This is also supported by the high-resolution optical spectra of seven low-mass stellar and BD members of TA obtained by White & Basri (2003), who find that the kinematics of the BDs cannot be distinguished from the stellar motions. They conclude that the BDs form like stars albeit with smaller disk masses and smaller accretion rates. That is, stars and BDs should be formed with the same kinematical, spatial and binary properties. Given that they find no kinematical differences between their BDs and the stars *they exclude the embryo ejection hypothesis*. According to this hypothesis (Reipurth 2000; Boss 2001; Reipurth & Clarke 2001; Boss 2002; Bate, Bonnell & Bromm 2002), BDs may be unfinished stellar embryos that are expelled from forming multiple-star systems. The dynamical expulsion leads to relatively fast moving ( $v \gtrsim 1 \text{ km/s}$ ) BDs with truncated disks (Sterzik & Durisen 1998, 2003, hereinafter SD98, SD03; Delgado-Donate, Clarke & Bate 2003, hereinafter DCB). The spatial distribution of the so produced BDs should therefore differ from the distribution of the stars. Briceno et al. do not observe a difference and they thus also discard the embryo-ejection hypothesis.

There are thus two possibilities for the origin of BDs that emerge from the preceding discussion. These can be framed as hypotheses (§ 2.2) that may then be tested against observational data. To test which hypothesis is consistent with the Briceno et al. data as well as data that are available for other populations, it is necessary to construct initial populations and allow these to evolve dynamically to the required ages. The theoretical stellar populations are constructed using a set of minimal assumptions by matching the IMF, binary-star period, mass-ratio and eccentricity distributions of T Tauri stars and late-type main sequence Galactic-field populations. The simultaneous fit to the pre-main sequence and main sequence data implies most Galactic-field stars to be born in modest clusters (Kroupa 1995), which is also arrived at from direct observational surveys (Lada & Lada 2003; Carpenter 2000), and an analysis of the distribution and lifetimes of local Galactic clusters (Adams & Myers 2001). The “dominant-mode cluster” contains initially 200 binaries and has a half-mass radius  $R_{0.5} \approx 0.8 \text{ pc}$ . The so-obtained *standard model* (SM) of star formation (§ 2.3 below) leads to a very good description of *stellar* populations in star clusters and the Galactic field.

The purpose of this contribution is to test the SM by extending it to include BDs. We apply the *standard model with BDs* (SMwBDs) to the TA star-forming region and to the ONC and the Pleiades, and systematically study the implication the SMwBDs has on the observed number of BDs and on the orbital-parameter distributions in a variety of environments such as TA, ONC and Pleiades. This may shed light on the origin of BDs. *The underlying goal is to seek the simplest physically-motivated description of the initial population that is consistent with all available data for different environments. This will*

yield useful constraints on the star formation process and will also provide a realistic input population for extensive star-cluster modelling.

The pre-main sequence populations in TA and in the ONC are especially suited for such a comparison because they offer examples of very different environments, TA giving birth to groups of a few dozens of late-type binaries, while the ONC is a post-gas-expulsion cluster containing a few thousand systems (= single stars plus binaries). The TA population is composed predominantly of binaries (and some higher-order multiples) while the ONC has a binary proportion similar to that in the Galactic field. Stars more massive than about  $1.5 M_{\odot}$  do not form in TA because of the limited molecular cloud masses, while the much more massive ONC precursor gave birth to a few O stars. Both have a similar age (about 1 Myr).

A discussion of state-of-the art theoretical work on star formation and the line-of-arguments leading to the standard star-formation model is given in § 2. The stellar-dynamical models of the TA aggregates, the ONC and Pleiades are introduced in § 3. Section 4 models the Briceno et al. data. § 5 presents the implications of the SMwBDs on the period and semi-major axis distributions of stellar and BD binaries, for standard and non-standard IMFs. The conclusions are given in § 6.

Throughout this paper, we refer to the “stellar IMF” or simply the “IMF” as being the initial mass function of stars, constructed by counting all stars individually, while the “initial MF of systems” or the “initial system MF” refers to the distribution of system masses in the initial population. Likewise, “stellar MF” and “system MF” refer to possibly evolved mass distributions, and an “observed MF” is taken to mean the empirical MF of unresolved systems. A “system” can be a single star or be composed of physically bound multiple stars.

## 2 THE OUTCOME OF STAR FORMATION

This section addresses the current consensus on star-formation. A comparison of state-of-the art theoretical work with available empirical constraints allows us to distill the properties of the systems that actually form through fragmentation of cloud cores. Thus we can also infer a useful algorithmic description of the outcome of this process. This is important because the full problem of cloud collapse leading to stars cannot be computed fully self-consistently, but a description of initial populations is nevertheless needed for a wide variety of astrophysical problems. The description of this outcome, referred to as the “standard model”, details the *characteristics of a dynamically unevolved stellar population*. Such characteristics are the IMF, the initial binary proportion and the initial distribution function of angular momenta (periods, eccentricities and mass-ratios), and can be referred to as being the *dynamical properties of a population*. The question being addressed here and in past and future contributions is how the characteristics of this initial population vary with star forming conditions. Once these characteristics and their possible variation with the physical conditions in molecular clouds are known, these can be used to set-up initial populations for  $N$ -body computations of star cluster formation and evolution, as well as to construct entire Galactic-field populations using the method of “dynamical population synthesis” (the construction of Galactic-field populations from dispersing star clusters, Kroupa 1995). Knowing how and if at all the dynamical properties vary would also place important constraints on the cloud collapse work.

### 2.1 Cloud-core fragmentation

In the following we differentiate between a “cloud core” that may form a cluster and a pre-stellar cloud-core or “kernel” which only forms a stellar system (cores of stellar mass with extent of about 0.03 pc, Myers 1998). It has been realised for some time now that a collapsing slowly rotating kernel fragments into multiple accreting hydrostatic cores that initially form a bound system (e.g. Burkert & Bodenheimer 1996; Boss 2002). The latest high-resolution hydrodynamical collapse computations (Bate, Bonnell & Bromm 2003) deal with the collapse of a section of a molecular cloud and show that it develops a distribution of kernels each of which rapidly fragment into small- $N$  systems that disrupt and merge with the rest of the system. These results are very encouraging and the latest such experiment by Bonnell, Bate & Vine (2003) find a stellar IMF which is virtually identical to the Galactic-field IMF that has been found to be rather surprisingly invariant (Kroupa 2002).

A problem faced by all these computations (Kroupa & Bouvier 2003a, hereinafter KB1) is that stellar feedback cannot be included so that it is unknown at this stage how much gas is accreted and how much is removed again through outflows and photoionisation in the event of OB stars forming in the vicinity. The fragmentation of magnetised kernels are reported by Boss (2002) with the result that binaries or multiples form readily, but the magnetic effects need to be treated in approximate ways. In addition, at present the collapse of each kernel proceeds unhindered and achieves very high densities that lead to rather violent dynamical evolution of the emerging stellar system. Such groups decay within about  $N$ -crossing times (e.g. DCB) by expelling members stochastically, unless their initial configuration is hierarchical. In the presence of feedback the additional energy input is likely to limit the collapse due to the higher thermal energy of the gas thus probably leading to more extended, less violent small- $N$  stellar groups.

Based on the results of available cloud collapse calculations, SD03 elaborate a very useful model which assumes that cloud

cores fragment into  $1 \leq N \leq 10$  stars and BDs within a region with half-mass radius  $R_{0.5} \approx 125$  AU (from SD98). The nominal crossing time is  $t_{\text{cross}} = (2R_{0.5})^{3/2}/(GM_{\text{st}})^{1/2}$ , where  $M_{\text{st}}$  is the mass of the group and  $G$  is the gravitational constant. The crossing time is typically 300 yr. SD03 study the multiple-star properties of the disintegrated groups by evaluating their data after  $300 t_{\text{cross}} \approx 10^5$  yr. They find good agreement of their model BDs and stellar systems with those observed in the Galactic field (their fig. 2, compare with Fig. 5 below).

The model appears to be challenged though by the high binary proportion observed in the TA stellar population. The decay time of the multiple systems is too short, being typically very much shorter than  $100 t_{\text{cross}} \ll \tau$ , to explain the observed high multiplicity fraction in TA, which is composed mostly of  $\tau \approx 1$  Myr old binary systems. This point is shown graphically by fig. 1 in Reipurth & Clarke (2001). Since about 50 per cent of the ejected single stars have three-dimensional velocities less than 1 pc/Myr (fig. 5 in SD03), *a large fraction of single stars would therefore remain within the observed areas for 1 Myr or longer*, thus significantly reducing the binary fraction there, in contradiction to the observations. Also, the stars ejected with  $v \gtrsim 1$  km/s would form a halo population of single stars around the stellar aggregates that is not observed. The BDs expelled from the SD03 groups have a median velocity of 2 pc/Myr implying that the BDs and stars ought to have well separated in TA, contrary to the conclusions made by Briceno et al. and others, as discussed in § 1.

The results of SD03 are strictly valid only for stellar groups that do not contain gas, and are as such very important benchmark models in a regime where the physics is well understood. The early dynamical evolution of such groups is likely to be dominated by the gas in the kernel however, and DCB develop such a small- $N$  model. DCB place  $N = 5$  seeds into a non-rotating gaseous core initially in hydrostatic equilibrium and which comprises 90 per cent of the mass of the embedded system. The subsequent evolution is governed by competitive accretion and mutual ejections until either a binary or a long-lived hierarchical system remains. DCB continue the computations until all the gas is accreted on the seeds, which is, as they state, not realistic but which defines another extreme set of models that, together with the SD03 models, may bracket reality.

The overall result is similar to what SD03 find, namely that the groups decay rapidly leaving a multiple system. There are notable differences though as a result of including gas dynamics. The ejection velocities are typically larger, despite the additional retarding potential given by the mass in gas, as a result of the group of accreting seeds contracting because of the accretion of low-angular momentum gas. The shrinking of the groups leads to more energetic dynamics. Seeds are expelled rapidly, within a few  $t_{\text{cross}}$ , so that the models predict that mostly BDs are expelled with a median speed of about 2 pc/Myr (their fig. 8). The remaining seeds that form hierarchical multiple systems or binaries accrete the rest of the gas and thus acquire stellar masses.

The prediction of DCB is thus that BDs have a negligible binary fraction while the stars have a high multiplicity fraction, close to 70 per cent, with the exact numbers depending on the details of the convolution between the core and fragment MF (Delgado-Donate, private communication). This appears to be consistent with the observations (Fig. 5 below), but DCB do not state how long-lived their multiple stars are. Most of the BDs have speeds larger than 1 pc/Myr and the model produces approximately equal numbers of BDs and stars, no binaries with mass-ratios smaller than 0.2 and a stellar semi-major axis distribution which is much narrower than the observed distribution. This model thus implies BDs to have different kinematical and accretion properties than stars, which has been observed by Briceno et al. (2002) and White & Basri (2003) not to be the case.

Given these arguments, it appears necessary to amend the fragmentation scenario such that the usual outcome is a long-lived hierarchical stellar system.

## 2.2 Two hypotheses

Taking into account the theoretical results and the empirical constraints discussed above we set-up a model which describes the outcome of the fragmentation of kernels. The model is guided more by the empirical evidence from TA on the size, density, number of stars, binary-star properties, than by the theoretical results discussed above since the physics and thus the detailed outcome of fragmentation of a kernel is not well understood yet. Thus, while we assume that pre-stellar cloud-cores fragment into multiple systems, the properties of the systems must also be consistent with the observational data. A kernel can thus fragment into a binary or long-lived hierarchical multiple system. The multiple system can be either a hierarchical triple or a hierarchical quadruple. The latter can be approximated by two weakly bound binaries. A physical reason why fragmentation would not produce chaotic, dynamically violent small- $N$  groups with short life-times could be the energy input through stellar feedback which may oppose collapse to high densities and thus limit  $N$  per kernel.

From the discussion in § 1 it follows that there are two principle possibilities for the origin of BDs. These can be framed as hypotheses that may then be tested against observational data:

*Hypothesis A:* Only stellar systems form from pre-stellar cores, and BDs and some very-low-mass stars are unfinished embryos expelled from the kernels. Motivation of this comes from the work of SD03 and DCB (e.g. their fig. 14) and is consistent with the embryo ejection hypothesis. Hypothesis A leads to the “standard model” (SM), according to which BDs are a separate population of mostly single objects. This additional population is dynamically insignificant because it contributes less than

5 per cent in mass for usual IMFs (Kroupa 2002). The formation history of BDs and stars differ fundamentally.

*Hypothesis B:* The fragmentation can also occur in pre-stellar cores with sub-stellar masses leading to the formation of many BD binary systems (DCB). This hypothesis essentially states that BDs and stars form exactly in the same manner, and is consistent with the above mentioned rejection of the embryo-ejection hypothesis by Briceno et al. and White & Basri. Hypothesis B leads to the “standard model with BDs” (SMwBDs). It implies that *BDs and stars are born with the same binary and kinematical properties*. The hypothesis assumes sub-stellar-mass kernels fragment, the parent kernel distribution thus being assumed to extend well into the sub-stellar regime, as is, in fact, indicated to be the case in  $\rho$  Oph (Motte et al. 1998; Bontemps et al. 2001). As a result, BDs have a high binary fraction, as is also emphasised by DCB in their section 7, and there are many star–BD systems.

Dynamical evolution is known to strongly affect stellar populations (Kroupa 2001) and observed differences such as in the number of BDs per star may not trace some intrinsic difference in the initial populations. We therefore test both hypotheses taking into account the dynamical evolution, with an emphasis on hypothesis B because the SM is already known to yield an excellent description of stellar populations in a large variety of systems. We seek to find possible discrepancies with empirical data that will allow us to reject or modify the hypothesis.

### 2.3 The standard model of star formation

We try here to produce a realistic model of a stellar population and make it evolve dynamically before comparing it with the observed properties of TA, ONC and Pleiades. The original version of the standard model did not include BDs (Kroupa 1995). This is referred to as the SM. A further description of this model is available in KB1, and Kroupa (1998) discusses the implied properties of runaway stars. Some of its success is re-iterated here by showing previously unpublished results, followed by its extension through the inclusion of BDs, which we refer as the SMwBDs. Whenever we spell-out “standard model” we refer to the general properties of both variations of this model (SM and SMwBDs).

#### 2.3.1 The SM (hypothesis A)

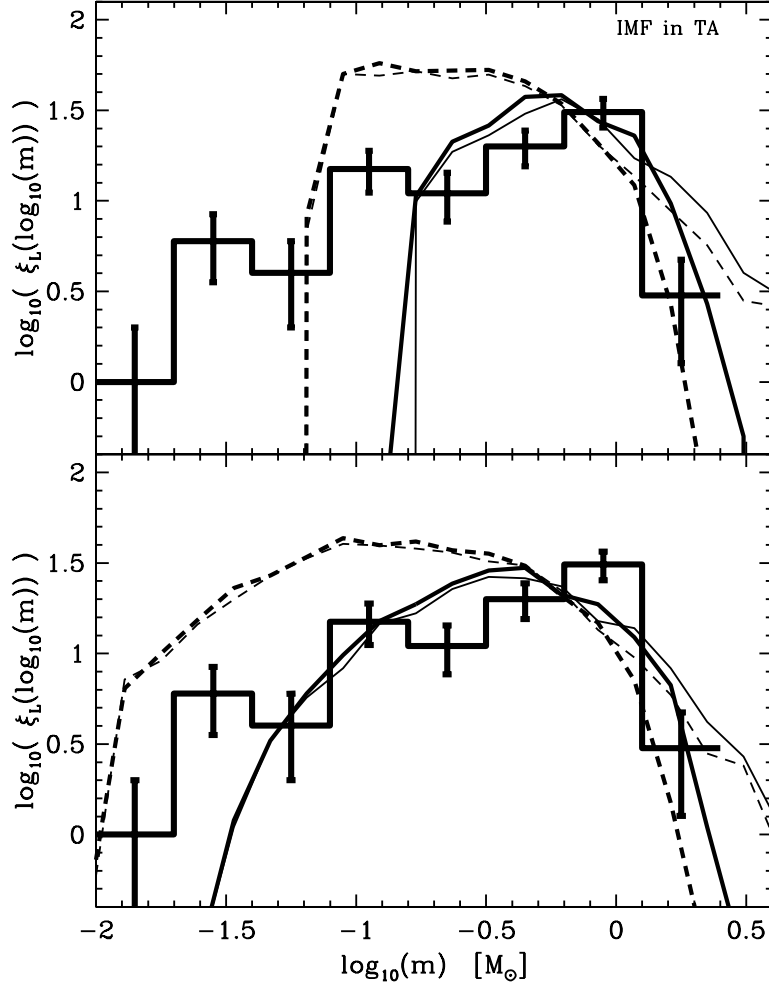
A “standard model” describing the outcome of low-mass star formation in terms of an invariant field-like IMF, random pairing of mass from the IMF to form binaries, a birth-period-distribution function, and no mass-dependence of binary properties, can be formulated which reproduces the empirical data.

Fig. 1 compares the observed MF in TA with the SM (upper panel) and with the SMwBDs (lower panel). Both models assume the standard IMF which can be written as a three-component power-law (eq. 2 in KB1),  $\xi(m) \propto m^{-\alpha}$ , where  $\xi(m) dm$  is the number of stars and BDs in the mass interval  $m$  to  $m + dm$ , and  $\alpha_0 = +0.3$  for  $0.01 - 0.08 M_\odot$ ,  $\alpha_1 = +1.3$  for  $0.08 - 0.5 M_\odot$  and  $\alpha_2 = +2.3$  for  $m > 0.5 M_\odot$ . The figure plots the “logarithmic MF”,  $\xi_L(\log_{10} m) = m \ln(m) \xi(m)$ , where  $\xi_L d\log_{10} m$  is the number of stars/BDs or systems in the interval  $\log_{10} m$  to  $\log_{10} m + d\log_{10} m$ ,  $\xi_L \propto m^\Gamma$  and  $\Gamma = 1 - \alpha$ . The figure shows that *the measured system MF in TA is indistinguishable from the standard initial system MF and thus perfectly normal*.

For the Orion Nebula cluster, Muench et al. (2002) measure  $\alpha = 2.2$  for  $m > 0.6 M_\odot$ ,  $\alpha = 1.2$  for  $0.12 < m/M_\odot \leq 0.6$  and  $\alpha = 0.3$  for  $0.025 \leq m/M_\odot \leq 0.12$ . This system MF is virtually identical to the standard IMF. Since it is the measured MF of unresolved binary systems the underlying stellar IMF will be somewhat steeper (larger  $\alpha$ ) than the standard IMF (i.e. containing relatively more low-mass stars, e.g. Fig. 1 for models extending to  $50 M_\odot$ ). In addition, the MF has been measured within the inner regions of the ONC which may differ from the global MF since mass segregation is well pronounced in the cluster (Hillenbrand & Carpenter 2000). The global ONC IMF may thus be steeper still than the standard IMF. Apart from this caveat due to mass segregation, the uncertainties in mass estimates for stars and young-stellar-mass objects that are  $\lesssim 1$  Myr old unfortunately preclude firm conclusions on differences or similarities in the measured MFs. The usual approach taken to estimate masses of such young stars is to compare their locations in the HRD with pre-main sequence contraction tracks. These are calculated by assuming that the stars begin fully convective and in hydrostatic equilibrium, whereas the collapse and accretion invalidate this assumption for objects younger than about 1 Myr (Wuchterl & Tscharnuter 2003). Systematic errors that may vary depending on the hydrodynamical history and thus entropy deposition history of the hydrostatic core in a kernel may therefore affect mass estimates for such young stars and BDs. Given these two caveats we conclude that, pending further analysis, *the MFs of TA and ONC can be considered as very similar if not identical*.

Concerning the about 100 Myr old Pleiades cluster, Moraux, Kroupa & Bouvier (2003) find excellent agreement with the observed MF and the model system MF obtained from the cluster-formation computations of KAH that assume the standard IMF.

Observations of low-mass, about 1 Myr old pre-main sequence stars in low-density star-forming regions have established that most are in binary systems (Duchêne 1999) with a flat mass-ratio distribution for mass ratios  $q \equiv m_s/m_p \gtrsim 0.2$  (Woitas, Leinert & Köhler 2001), where  $m_p$  and  $m_s$  are the primary and secondary mass, respectively. Random pairing from the



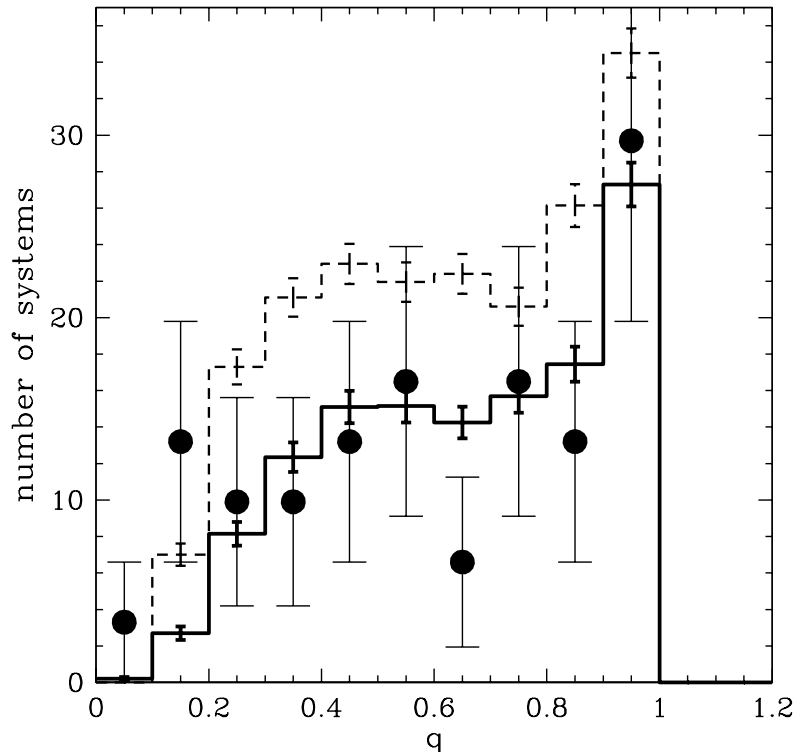
**Figure 1.** The thick histogram shows the observed MF of stars and BDs in TA arrived at by Luhman et al. (2003). These data are compared to the standard IMF (eq. 2 in KB1) without (upper panel) and with BDs (lower panel), assuming all stars and BDs can be observed (dashed curves), or only unresolved binary-system masses can be measured (solid curves). Binary systems are constructed by random pairing from the IMF in all cases, and the results are shown after pre-main sequence eigenevolution (see § 2.3.3) has been allowed to act. The models have been generated with 4000 stars and have been scaled to the data using the same scale-factor in all cases. **Upper panel:** The thick curves are for stellar masses in the mass range  $0.07 \leq m/M_\odot \leq 1.5$ , which is applicable to TA, while the thin curves show the models if  $0.07 \leq m/M_\odot \leq 50$ , which is applicable to rich clusters. Note that inclusion of stars more massive than  $1.5 M_\odot$  has a negligible effect on the binary-star MF at low masses. In the SM BDs need to be thought of as an additional (dynamically unimportant, Kroupa 2002) population such that the overall theoretical MF agrees with the empirical one. In this case the BDs do not participate in the pairing to binary systems with stellar primaries initially, although some star-BD binaries will result through dynamical capture and partner exchanges in the groups and clusters in which most stars form. **Lower panel:** The same as the upper panel, apart from the lower mass-limit being  $0.01 M_\odot$ . The discrepancy of the SMwBDs between the initial system MF (solid curve) and the empirical data for  $\log_{10}(m/M_\odot) < -1.4$  could be easily alleviated by slightly increasing the MF power-law index  $\alpha_0$  in the BD mass regime. The results shown in Fig. 7 suggest this not to be necessary however.

standard stellar IMF also gives such an approximately flat distribution (Fig. 2). Most stars appear to be born in modest clusters similar to the “dominant mode cluster” (§ 1). Disruption of binary systems in such modest star clusters leads to fine agreement with the overall mass-ratio distribution for Galactic-field binaries (Fig. 2), as well as with the mass-ratio distribution of Galactic-field G-dwarfs (Fig. 3).

The orbital properties of late-type Galactic-field binaries do not appear to vary with the mass of the primary. Thus, M-, K- and G-dwarfs have indistinguishable period distribution functions (Fig. 4). The distribution of periods is given by

$$f_P = \frac{N_{\text{bin},P}}{N_{\text{sys}}}, \quad (1)$$

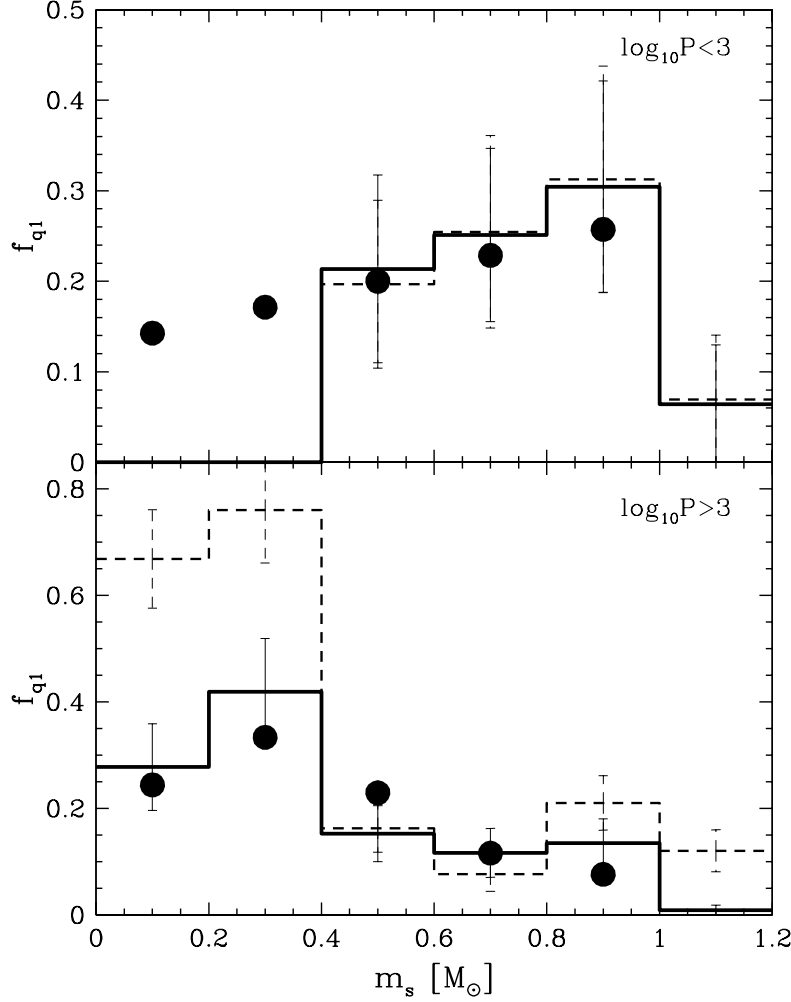
where  $N_{\text{sys}} = N_{\text{bin}} + N_{\text{sing}}$  is the number of systems with primaries in the corresponding mass range, while  $N_{\text{bin},P}$  is the number of binaries in the bin  $\log_{10}P$  (the period  $P$  is in days throughout this text) with primaries in the same mass range.



**Figure 2.** The overall mass ratio distribution  $q = m_s/m_p \leq 1$ , where  $0.1 \leq m_p/M_\odot \leq 1.1$  and  $0.1 \leq m_s/M_\odot \leq 1.1$  are the mass of the primary and secondary, respectively. The SM yields the dashed histogram which is the initial mass-ratio distribution. It is constructed by pairing both component masses at random from the standard IMF (eq. 2 in KB1) and after taking into account pre-main sequence eigenevolution (§ 2.3.3). Note the agreement with the observational pre-main sequence constraints of Woitas et al. (2001, their fig. 7). After disintegration of the typical cluster ( $N_{\text{bin}} = 200$ ,  $R_{0.5} = 0.8$  pc) found by Kroupa (1995) to reproduce the Galactic-field population, the distribution evolves to the thick solid histogram. A small number of systems (about 10) with  $q = 1$  result from eigenevolution. The solid dots are observational constraints, scaled to the model, from the 8 pc sample of Reid & Gizis (1997), with WD companions not counted for compatibility with the model sample. These observational data are, however, likely to be subject to a bias favouring brighter,  $q \approx 1$  systems, especially so since their 8 pc sample is not complete (Henry et al. 1997).

The SM, which assumes that all primaries have a birth period distribution function (eq. 3 in KB1) that is consistent with the pre-main sequence data independently of the primary mass, matches the 1 Myr old pre-main sequence data and reproduces the M-, K-, and G-dwarf period distributions observed for Galactic-field systems after dissolution of the modest clusters. The resulting model distribution of specific angular momenta of the primordial binary population forms a natural extension to low values of the observed specific angular momentum distribution of molecular cloud cores (Kroupa 1995). We note that the binaries are constructed by assigning each system a period, an eccentricity and mass ratio, rather than binding energy, angular momentum and mass ratio. This is done because the period-distribution functions can be readily derived observationally.

The dependence of the binary fraction on the mass of the primary star,  $f_m$ , is plotted in Fig. 5. There is a significant difference between the Galactic-field binary population and the pre-main sequence population, but the difference is accounted for very well by the SM assuming most stars form in modest star clusters. Particularly noteworthy is the probably significant empirical change in  $f_m$  near the hydrogen burning mass limit. This change is complemented by the observation that M dwarfs have a similar period distribution as G dwarfs (Fig. 4), while very-low-mass stars and massive BDs have a period distribution confined to  $\log_{10} P < 4.9$  (§ 5.1,  $a < 20$  AU and assuming a system mass of  $0.16 M_\odot$ ). Note that we do not include the Reid & Gizis (1997) M dwarf datum in Fig. 5 because that survey is incomplete (Henry et al. 1997). Incompleteness has the effect that not all low-mass companions are seen leading to an underestimate of the binary fraction. The detected binary systems can be used to construct a mass-ratio distribution, but will be biased to  $q \approx 1$  systems because these are brightest and thus more easily seen. This may be one reason for the peak in the empirical data evident in Fig. 2. The SM reproduces this peak, but in this case it is a result of pre-main sequence eigenevolution. Larger samples will be needed to better constrain the overall mass-ratio distribution. We mention for completeness that SD03 include the Reid & Gizis (1997) datum in their fig. 2 thus

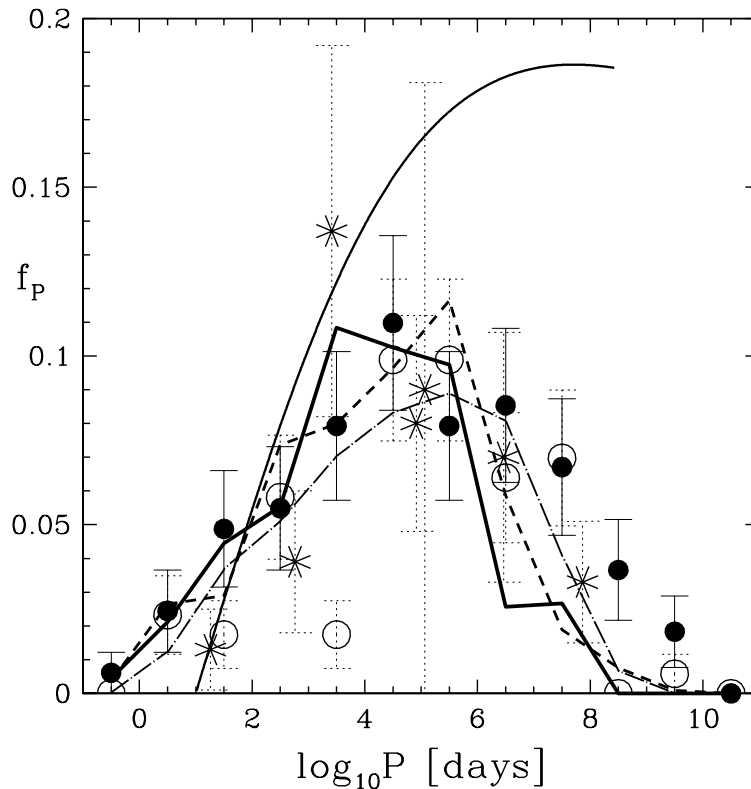


**Figure 3.** The Galactic-field G dwarf mass-ratio distribution,  $q_1 = m_s/m_p$ ,  $0.9 \leq m_p/M_\odot \leq 1.1$ ,  $m_s \leq 1.1 M_\odot$ . **Top panel:** short period distribution of secondary star masses. The dashed histogram represents the initial distribution ( $t = 0$ ) after pre-main sequence eigenevolution (§ 2.3.3), and the solid histogram is the final distribution. It changes barely because the stellar-dynamical interaction cross-section is too small for the typical star-forming cluster. The solid circles are G dwarf main sequence short period binary star data (Mazeh et al. 1992). **Bottom panel:** the same as top panel but for long period systems for which eigenevolution is insignificant. The solid dots are G dwarf main sequence long period binary star data (Duquennoy & Mayor 1991). Note that the primordial or birth distribution (before eigenevolution sets in) in the upper panel is the same as in the lower panel. Eigenevolution evolves the short-period mass-ratio distribution to the form shown in the upper panel.

giving the appearance of a smoother variation of  $f_m$  with  $m_p$  than evident in Fig. 5, but they do not match the pre-main sequence data.

The SM thus successfully describes the main sequence population in the Galactic field, as well as the pre-main sequence population in TA but also in the ONC when dynamical evolution is taken into account (Kroupa 1995; Kroupa, Petr & McCaughrean 1999, hereinafter KPM). *The general result from this work so far is that the properties of the stellar products of star-formation appear to be surprisingly insensitive to the physical conditions of the cloud core in which the population forms.*

The present formulation of the SM does not include triple and higher-multiple stellar systems. The number of such multiples that form in modest clusters through triple-star and binary–binary encounters is too small to account for the observed number (Kroupa 1995). This is not a serious flaw however because higher-order multiples make-up only about 30 per cent or less of all multiples, and hierarchical quadruples are essentially two weakly bound binaries, but for completeness sake future versions of the SM may need to incorporate primordial triples. However, before extending the SM it will be necessary to calculate the fraction of higher-order multiples that are the remnants of dissolved clusters (de la Fuente Marcos 1998) and TA-like aggregates using dynamical population synthesis. This fraction will depend on the MF of star clusters, i.e. on how many low-mass clusters are born per massive cluster in a population of clusters.



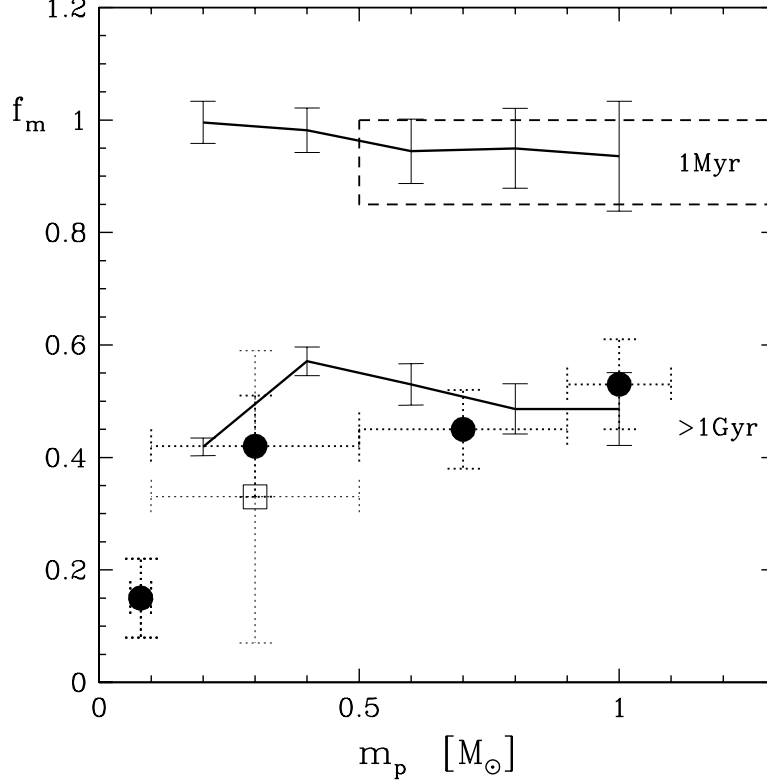
**Figure 4.** Dependence of the period distribution of Galactic-field binaries on primary mass. Solid dots are data for G-dwarfs (Duquennoy & Mayor 1991), open circles are for K-dwarfs (Mayor et al. 1992) and stars are for M-dwarfs (Fischer & Marcy 1992). The SM gives the solid curve. This is the birth period distribution function (eq. 3 in KB1) and is independent of primary mass. It fits the period-distribution data of pre-main sequence stars (Fig. 6 below). In modest star clusters (and after eigenevolution) it evolves to the model Galactic-field population shown by the solid line for G dwarfs ( $0.9 < m_p/M_\odot \leq 1.1$ ), by the dashed line for K dwarfs ( $0.5 < m_p/M_\odot \leq 0.9$ ) and by the dash-dotted line for M dwarfs ( $0.08 < m_p/M_\odot \leq 0.5$ ).

### 2.3.2 The SMwBDs (hypothesis B)

The recent detection of sub-stellar objects in a variety of environments, however, prompts for the inclusion of BDs into the model. The simplest scenario in concordance with the assertion that BDs form like stars, is to simply extend the standard model to include BDs. That is, the SMwBDs assumes that binaries are born by fragmentation of a cloud kernel and that the two fragments have masses sampled randomly from the IMF which extends into the BD mass range, and that the primordial star–star, star–BD and BD–BD binaries have the same period distribution function. Note that this changes the orbital distribution functions of star–star binaries since in the SMwBDs some stellar primaries have BD rather than stellar companions. The star–star binary fraction is thus lower in the SMwBDs than in the SM.

### 2.3.3 Eigenevolution

The standard model, originally formulated without BDs, takes into account that close (orbital periods  $P \lesssim 10^3$  days) pre-main sequence binaries evolve through system-internal processes (termed “eigenevolution”). This is necessary to account for the observed correlations between eccentricity, orbital period and mass ratio (upper vs lower panel in Fig. 3). The birth period distribution function (eq. 3 in KB1 and the solid curve in Fig. 4) evolves instantly in the model, but within a few orbital times in reality, to the initial distribution, shown as the dotted histograms in Fig. 6 below. While the resulting changes to the IMF are negligible (Kroupa 2001), eigenevolution does lead to some BDs in short-period systems acquiring stellar masses. This leads to an overproduction of short-period star–star binaries over the original formulation of the model, with the consequence that the star–star period distribution function flattens in the SMwBDs. This is evident in Fig. 10 below. This problem can,



**Figure 5.** Multiplicity fraction,  $f_m$ , versus primary mass,  $m_p$ , for the SM compared with observational data (from Kroupa 1995). The upper solid curve is the initial TA-like model, while the lower solid curve shows the Galactic-field model population. It evolves from the initial population through stellar-dynamical processes in modest star clusters. About 1 Myr old pre-main sequence data are indicated by the dashed rectangle (e.g. Duchêne 1999). These data are based on an interpolation of the observed restricted period ranges (Fig. 6). The about 5 Gyr old Galactic-field population is shown as solid circles: from right to left: G-dwarfs (Duquennoy & Mayor 1991), K-dwarfs (following Leinert et al. 1993), M-dwarfs (Fisher & Marcy 1992). The estimate of the M-dwarf binary fraction by Kroupa, Tout & Gilmore (1993) is indicated by the open square. The recent data for Galactic-field very-low-mass stars and massive BDs is the  $m_p \approx 0.08 M_\odot$  datum from Close et al. (2003) and Gizis et al. (2003). It appears to violate the near-constant  $f_m$  vs  $m_p$  relation, and is confirmed by the independent survey of Bouy et al. (2003).

in principle, be removed by not allowing short-period BD companions to grow in mass during the formation phase. But such a change to the model will only be attempted once its failures in other respects have become more apparent.

### 3 STELLAR-DYNAMICAL MODELS

This section briefly describes the stellar-dynamical models of the TA groups and of the ONC. We note that we only set-up  $N$ -body models of the SMwBDs, because the SM follows trivially in the sense that the period distribution functions remain very similar for star-star systems in the SM as for the combined star-star and star-BD distributions in the SMwBDs. This is the case because BD systems only comprise a small fraction of the whole population in the SMwBDs (table 2 in KAH). BDs play an unimportant role for the dynamical evolution of clusters with normal IMFs comprising less than 5 per cent in mass (Kroupa 2002), which is why BDs can be neglected altogether in the SM where only the multiplicity properties of the stars are of interest. BDs can be added, in the first instance, in the form of Gedanken experiments, essentially by adding the required number of test-particles with the required kinematical properties.

Six TA-like model aggregates (T0–T5) are constructed with 140 numerical renditions of each (table 1 in KB1). The initial conditions approximate the physical properties of the observed groups in TA. The aggregates contain 25 binaries initially and are embedded in a time-varying gas potential. The gas potential contains twice the mass in stars in each case, and has the same density distribution as the stars.

Aggregate (or cluster) T0 has an initial half-mass radius  $R_{0.5} = 0.3$  pc while T1 has  $R_{0.5} = 0.8$  pc. The gas potential is removed through the accumulating outflows (Matzner & McKee 2000) after 0.5 Myr with an exponential time-scale of  $\tau_M = 1$  Myr in both models. The crossing time through each aggregate is about  $t_{\text{cross}} = 1.2$  Myr (T0) and 5.2 Myr for T1. Models T0 and T1 assume the standard IMF,  $\alpha_0 = +0.3$  for  $0.01 - 0.08 M_\odot$ ,  $\alpha_1 = +1.3$  for  $0.08 - 0.5 M_\odot$  and  $\alpha_2 = +2.3$  for  $m > 0.5 M_\odot$ .

Models T2–T5 have, like T0, an initial half-mass radius  $R_{0.5} = 0.3$  pc, but their gas is removed after an embedded phase of 2 Myr with  $\tau_M = 2$  Myr. The IMF in models T2–T5 is identical to the standard IMF apart from having fewer BDs:  $\alpha_0 = -4.2$  (T2),  $\alpha_0 = -3.0$  (T3),  $\alpha_0 = -1.5$  (T4) and  $\alpha_0 = -0.5$  (T5).

Two models studied by KAH of cluster formation that fit the ONC and the Pleiades are also used here. These have initially 5000 binaries and  $R_{0.5} = 0.45$  pc (model A,  $t_{\text{cross}} = 0.13$  Myr) and  $R_{0.5} = 0.21$  pc (model B,  $t_{\text{cross}} = 0.038$  Myr), and are again initially embedded in a gas potential with twice the mass in stars and with the same density profile as the stellar component. The gas is removed due to the action of the O stars on a thermal timescale ( $< t_{\text{cross}}$ ) after an embedded phase lasting 0.6 Myr. Both models assume the SMwBDs with the standard IMF ( $\alpha_0 = +0.3$ ), so changes in populations induced purely by the dynamical evolution can be studied by a comparison of the TA and the ONC/Pleiades models. Wide binaries are not able to form in such an environment where the tidal field pulls the two fragments apart thus producing two single stars (Horton, Bate & Bonnell 2001). This is equivalent to what happens in the standard model in which wide binaries are also immediately pulled apart due to the cluster tidal field.

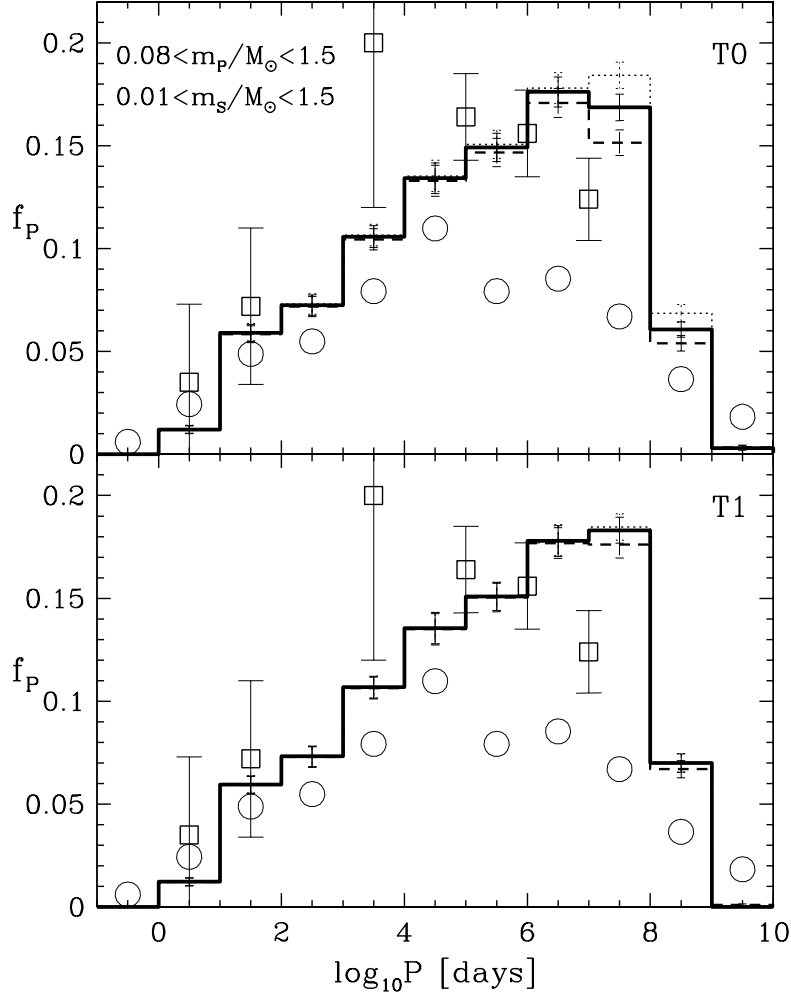
Stellar-dynamical models of young clusters, such as constructed by KAH and KB1, essentially assume that the entire initial population is suddenly created in one go. This is not correct for clusters that contain a significant fraction of objects that are younger than the crossing time, but for older cluster it is consistent with the very rapid formation of clusters on a free-fall time scale and the rapid dispersion of their embedding clouds (Elmegreen 2000; Hartmann, Ballesteros-Paredes & Bergin 2001; Hartmann 2003). In reality there will be an age-spread comparable to the length of time required to build-up the cluster until cessation of further star-formation activity. The age-spread is likely to be a significant fraction of the age for very young objects such as TA and the ONC. Thus, the ONC has an average age of about 1 Myr and an age-spread of at least a few 0.1 Myr (Hillenbrand 1997). This can be accommodated in pure  $N$ -body models by allowing new binaries to be added to the cluster following a prescribed star-formation history. However, this is not necessary, because the crossing time through the embedded cluster is about 0.13 Myr or shorter implying that the vast majority of stars born in the ONC will have experienced a few orbits through the cluster by the time they are observed. Since binary destruction occurs on a crossing-time scale (Kroupa 2000), the overall properties of the binary population will therefore be essentially identical to a co-eval population. Sudden creation is thus a good approximation for a cluster which contains a significant fraction of objects that are older than a few crossing times. The models as set up by KAH therefore reproduce the properties of the stellar population very well. The TA models do not evolve significantly dynamically (KB1) so that the binary properties mostly remain age invariant.

The evolution is integrated for 40 Myr for the TA-like aggregates and for 150 Myr for the ONC/Pleiades models with the high-precision NBODY6-variant GASEX (KAH) which allows accurate treatment of close encounters and multiple stellar systems in clusters through special mathematical transformation techniques of the equations of motion (regularisation), so that a force-softening parameter is not needed. Subsequently to the  $N$ -body integration, a data-reduction software package is used to distill the data presented in this contribution.

The evolution of the aggregates is described in KB1. Briefly, the aggregates largely dissolve within 10 Myr, thereafter only a long-lived group containing a few systems (= binaries plus single stars) remains within the central 1 pc region. Binary destruction is inefficient, and in all cases the binary proportion remains significantly higher than is observed in the Galactic field. This means that TA-like star-formation events did not contribute significantly to the Galactic-field population.

The initial period distribution function that enters all models considered here is shown as the dotted histogram in Fig. 6. The pre-main sequence data appear to show a different trend ( $f_P$  decreasing with increasing  $\log_{10} P$  for  $\log_{10} P > 3$ ), but close inspection shows that only two data points deviate from the initial model and that this deviation is at a level of less than two-sigma. The figure also shows that the distribution does not evolve significantly in TA-like aggregates. The distribution does evolve significantly in the ONC-like models A and B. By 1 Myr the evolution has created period distribution functions of late-type stellar primaries that agree with the observed distributions in the ONC and the Pleiades (figs. 10 and 11 in KAH).

The BD velocity distribution function resulting from the TA models has a tail of high-velocity ( $1 \lesssim v \lesssim 10$  km/s) BDs, which are nearly exclusively single and comprise about 15 per cent of all BD systems. The high-velocity tail results from ejections of BDs from short-lived three- and four-body systems that form through binary encounters in the TA-like groups. In this respect, the SMwBDs cannot be distinguished from the embryo-ejection model. The embryo-ejection model, however implies the majority of BDs to be single and to have velocities  $v \gtrsim 1$  km/s. In sharp contrast, for TA the SMwBDs implies that the slow-moving BD systems with a velocity  $v \lesssim 0.5$  km/s, which amount to about 60 per cent of all BD systems, retain a high binary proportion of 60 per cent or larger.



**Figure 6.** The distribution of periods for late-type stellar primaries in TA-like aggregates according to the standard model. The thin dotted histograms are the initial distributions (after pre-main sequence eigenevolution (§ 2.3.3) and derived from the solid curve in Fig. 4), the thick solid histograms are for  $t \approx 1$  Myr, while the dashed histograms are for  $t \approx 15$  Myr (the final distributions). The histograms are averages from 140 renditions per model, the errorbars being standard deviations of the mean. Model T0 has an initial half-mass radius  $R_{0.5} = 0.3$  pc while model T1 has  $R_{0.5} = 0.8$  pc. T1 shows negligible evolution. The faint open circles are observational data for Galactic-field G dwarf primaries (Duquennoy & Mayor 1991), while the open squares are pre-main sequence data from TA and similar environments (Mathieu 1994; Richichi et al. 1994; Köhler & Leinert 1998). Note that the initial distribution is in very good agreement with the pre-main sequence data. This figure is to be compared with figs. 10 and 11 in KAH that show the corresponding distributions in ONC and Pleiades-like clusters. Note also that here  $N_{\text{bin,P}}$  includes BD companions, but the same initial distribution is obtained for star–star binaries in the SM (Kroupa 1995 and KPM).

#### 4 THE NUMBER OF BROWN DWARFS PER STAR

The first question which we address here within the framework of hypothesis B is if stellar-dynamical evolution of TA-like aggregates can explain the Briceño et al. (2002) result without calling for a different IMF. The expectation is that this may be the case, because binary–binary encounters in the ONC will have been much more destructive due to the significantly higher stellar density and shorter crossing time than in the TA aggregates. Indeed, the ONC is known to have a significantly smaller binary proportion than the TA population (Prosser et al. 1994; see also KAH). An observer would thus see more BDs per star in the ONC than in the TA aggregates simply because the BD companions have been freed from their stellar primaries and because star–BD and BD–BD binaries have been disrupted preferentially owing to their weaker binding energy. This issue of apparent (but not true) IMF variations in clusters has been much stressed elsewhere (Kroupa 2001), but it is important to return to this notion in a case-by case study.

To investigate the issue of an apparent depletion of BDs in TA relative to the ONC population, the ratio

$$\mathcal{R}_{\text{obs}} = \frac{N_{\text{sys}}(0.02 - 0.08 M_{\odot})}{N_{\text{sys}}(0.15 - 1.0 M_{\odot})} \quad (2)$$

is computed for each of the models;  $N_{\text{sys}}$  is the number of systems with primaries in the respective mass range. The lower mass limit,  $m = 0.02 M_{\odot}$ , is given by the observational limits of the Briceno et al. (2002) survey. This ratio is similar to the two ratios considered by Briceno et al. and has the advantage of not being sensitive to detailed structure in the IMF, as stressed by Briceno et al. The ratio  $\mathcal{R}_{\text{obs}}$  used here does not include stars more massive than  $1 M_{\odot}$ , because star formation in TA is biased against the production of such stars given the limited supply of gas. The data provided by Briceno et al. imply for TA,

$$\mathcal{R}_{\text{obs,TA}} = \frac{10}{59} = 0.17 \pm 0.06, \quad (3)$$

while for the central part of the ONC,

$$\mathcal{R}_{\text{obs,ONC}} = \frac{47}{125} = 0.38 \pm 0.06. \quad (4)$$

Fig. 7 plots the evolution of  $\mathcal{R}_{\text{obs}}$  for each of the KB1 models, as well as the two models calculated by KAH that reproduce the ONC and the older Pleiades. The figure demonstrates that the disruption of binary systems may lead to the observed apparent variation of the relative number of BD systems: identical initial stellar and BD populations lead to very different values of  $\mathcal{R}_{\text{obs}}$ , depending on the degree of dynamical evolution. Thus, models A and B reproduce  $\mathcal{R}_{\text{obs,ONC}}$ . The initial rapid increase of  $\mathcal{R}_{\text{obs}}$  is due to the disruption of binary systems on a crossing time-scale (fig. 9 in KAH). It is interesting that model A yields a somewhat better fit, as this model also reproduces the radial density profile and the binary period distribution function observed in both the ONC and the Pleiades better than model B. The two models T0 and T1 of TA-like aggregates reproduce the Briceno et al. (2002) TA datum very well. The much smaller  $\mathcal{R}_{\text{obs}}$  is a result of the smaller fraction of disrupted BD systems in these models. The figure additionally plots the results from the other TA-like models (T2–T5) that assume non-standard IMFs in the BD regime (fewer BDs), and we note that model T5 ( $\alpha_0 = -0.5$ ) is also consistent with the data. IMFs in the BD regime with too steep a slope ( $\alpha_0 < -1.5$ ) can be rejected with high confidence.

As suggested above, an alternative interpretation of the Briceno et al. result is thus that the birth population in the ONC was in fact identical to that in TA, but that stellar-dynamical encounters destroyed a large number of primordial binaries in the ONC leading to the freeing of BDs. An observer would see different numbers of BDs per star in both environments. *The discovery of a significantly lower frequency of BDs in TA does therefore not, by itself, constitute evidence for a variable IMF.* Additional diagnostics are needed to infer a difference between the BD population in TA and in the ONC.

## 5 BINARY PROPERTIES

Although the observed relative number of BDs and stars does not imply a non-universal IMF, we now investigate the binary properties (especially the presence of BDs in wide systems) predicted by our models and compare them to observed properties. We here focus on the distribution function of orbital periods and semi-major axes for late-type stars and BDs.

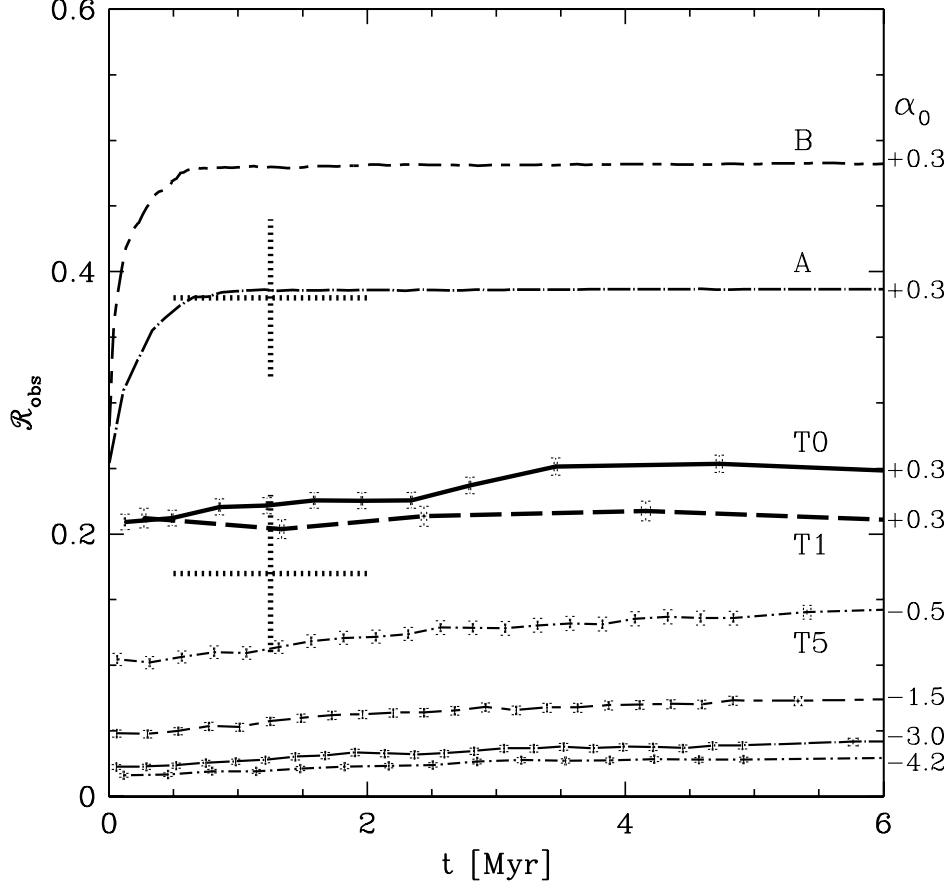
### 5.1 A brief summary of available observational constraints

The observational pre-main sequence data plotted as open squares in Fig. 6 only include star–star binaries.

Star–BD binaries are extremely rare in TA at separations of about 150 to 1000 AU (White & Ghez 2001), and only one has been found (GG Tau Bb, White et al. 1999). Using HST spectroscopy Hartigan & Kenyon (2002) find no BD companions to stars with separations  $s = 15$  to 150 AU among 20 systems in TA. However, this study relies on relatively bright (i.e. massive) companions to obtain spectra, which could impose a bias such that their sample is probably not complete and may therefore not indicate a true absence of BD companions.

While BDs are very rarely companions to stellar primaries with separations less than a few AU (the so-called “brown dwarf desert”, Marcy & Butler 2000; Halbwachs et al. 2000), the frequency of wide star–BD systems for field and open cluster stars is not as clear: Reid & Gizis (1997) found no BD companion in the separation range 5–200 AU to stars in the Hyades while Gizis et al. (2001) suggested that BDs are quite commonly found as wide ( $\gtrsim 1000$  AU) companions to nearby field stars. Both studies, however, are limited by large statistical uncertainties.

The highly sensitive adaptive optics study of 39 very-low-mass M8.0–L0.5 solar-velocity dwarfs by Close et al. (2003) reveals 9 companions and a sensitivity corrected binary fraction of  $15 \pm 7$  per cent with mass ratios  $q > 0.7$  although  $q = 0.5$  systems should have been detected. The semi-major axis ( $a$ ) distribution is narrow with a peak near 4 AU; orbits with  $a > 20$  AU are not present. These findings are in excellent agreement with the similar surveys made by Gizis et al. (2003) and Bouy et al. (2003), and with the survey of the Pleiades cluster by Martin et al. (2000, 2003). These results stand in contrast to the binary fraction of slightly more massive M0–M4 dwarfs,  $32 \pm 9$  per cent (Fischer & Marcy 1992) that also show a broad semi-major axis range with a maximum near 30 AU, very similar to G dwarfs. HST imaging of 10 BDs selected from



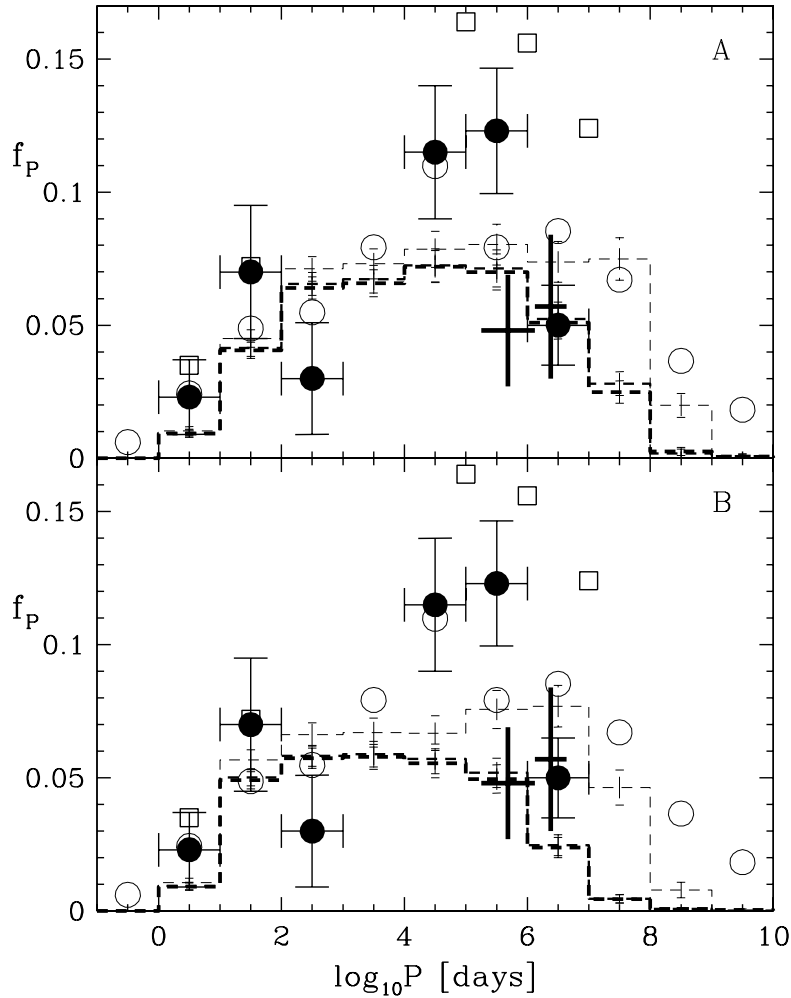
**Figure 7.** The evolution of the ratio  $\mathcal{R}_{\text{obs}}$  (= the number of BD systems per late-type stellar system) for the various models as indicated in the figure (the unlabelled curves are from bottom to top: models T2, T3 and T4). Each curve (except A&B) is the average of 140 random number renditions per model, and the errorbars are standard deviation of the mean values. The upper dashed cross is  $\mathcal{R}_{\text{obs,ONC}}$  (eq. 4) for the central part of the ONC, while the lower dashed cross is the Briceno et al. (2002) result  $\mathcal{R}_{\text{obs,TA}}$  (eq. 3) for TA. The uncertainty in age is taken to be 1.5 Myr for both. Note that models T0, T1, A and B have the same IMF, and in all cases the SMwBDs has been used.

a magnitude-limited search of the 2MASS data base lead Burgasser et al. (2003) to detect two BD–BD binaries with  $s = 3.2$  and 1 AU, but no companions with  $s > 10$  AU. Most binary surveys have been quite sensitive to wide separations, making any deficit of such wide systems a real effect and not a mere observational bias. This applies especially to our knowledge of TA for systems with separations larger than approximately 100 AU, as well as to the surveys of Burgasser et al. (2003), Close et al. (2003), Gizis et al. (2003), Bouy et al. (2003) and Martin et al. (2000, 2003).

These data thus suggest a marked change of the binary properties near the hydrogen-burning mass limit, as is also stressed by Close et al. (2003), as is evident from Fig. 5. The origin of this behaviour may be primordial or dynamically induced, which we address in the following.

## 5.2 Models of the ONC and Pleiades with the standard IMF

The SMwBDs with the standard IMF is in good agreement with observational data available for the ONC and the Pleiades: There is very good agreement with the number of BDs per star seen in the central region of the ONC (Fig. 7), and the observed MF in TA and the ONC (§ 2.3.1), the Pleiades (Moraux et al. 2003) and the Galactic field are all well consistent with the SMwBDs. The period distribution for star–star binaries is also in good agreement with the data (Fig. 8) for both clusters and both models (although the initially less concentrated model A appears to fit somewhat better). The finding is thus that *the SMwBDs with the standard IMF is consistent with the available data for the ONC and the Pleiades.*

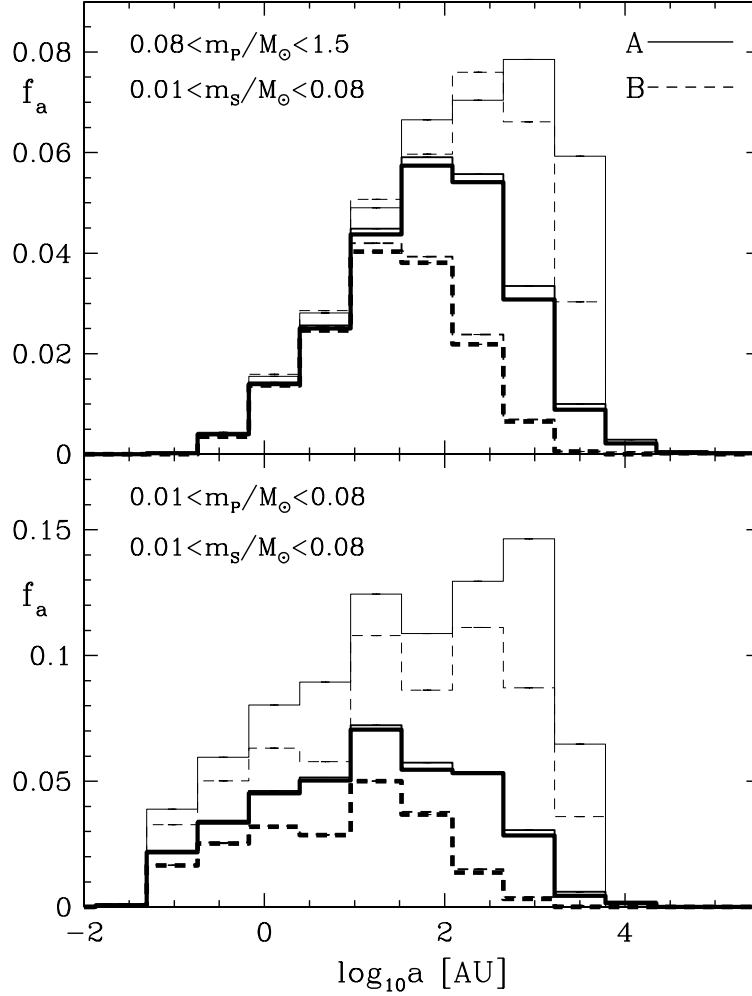


**Figure 8.** The period distribution function (eq. 1) of late-type primaries ( $0.08 \leq m_p/M_\odot \leq 1.5$ ) with stellar secondaries ( $0.08 \leq m_s/M_\odot \leq 1.5$ ) initially (thin histograms), at 0.9 Myr (medium histograms) and at 100 Myr (thick histograms). The models include all stars within a radius of 15 pc from the centre of the cluster, and the errorbars represent Poisson uncertainties. The thick solid crosses are observational data for the about 1 Myr old ONC (Petr 1998). The solid circles are observational data for the Pleiades cluster which has an age of about 100 Myr (Mermilliod et al. 1992; Bouvier, Rigaud & Nadeau 1997). The open circles are the Galactic-field G dwarf data and the open squares are pre-main sequence data, mostly from Taurus–Auriga, as in Fig. 6.

However, the SM for the ONC and Pleiades also leads to agreement with the period-distribution constraints. In the SM the initial period distributions would lie above the initial models shown in Fig. 8, as is evident in figs. 10 and 11 in KAH. These figures (10 and 11) are for the SMwBDs but would look like and evolve as models that contain no BDs apart from a slightly reduced disruption efficiency (i.e. slightly less evolution) due to the higher binding energy of the stellar binaries. This is evident by comparing fig. 10 in KAH (with BDs) with the upper panel of fig. 4 in KPM (without BDs). Additional  $N$ -body computations are thus not needed to explicitly construct SMs. The evolution of the star–star binaries in the SM leads to period distributions that match the observational data, as shown in figs 10 and 11 in KAH.

Thus, *a distinction between the SM and the SMwBDs cannot be made yet on the basis of the available observational star–star binary data in the ONC and the Pleiades.* We would need BD data to achieve this.

It may be possible to discard the SMwBDs if it can be shown that the star–BD and the BD–BD semi-major axis distributions differ from observational constraints in clusters. The model predictions for future observational tests are shown in Fig. 9. For instance 7–15 per cent of all low-mass stars in clusters should have a BD companion with semi-major axis  $a \gtrsim 30$  AU. The overall binary fraction of BDs in Pleiades-like clusters is approximately 20 per cent according to the SMwBDs. Using the location of data points in the colour–magnitude diagram to identified binary candidates, Pinfield et al. (2003) estimate the BD binary fraction in the Pleiades to be about  $50 \pm 11$  per cent which is somewhat higher than but still consistent with the

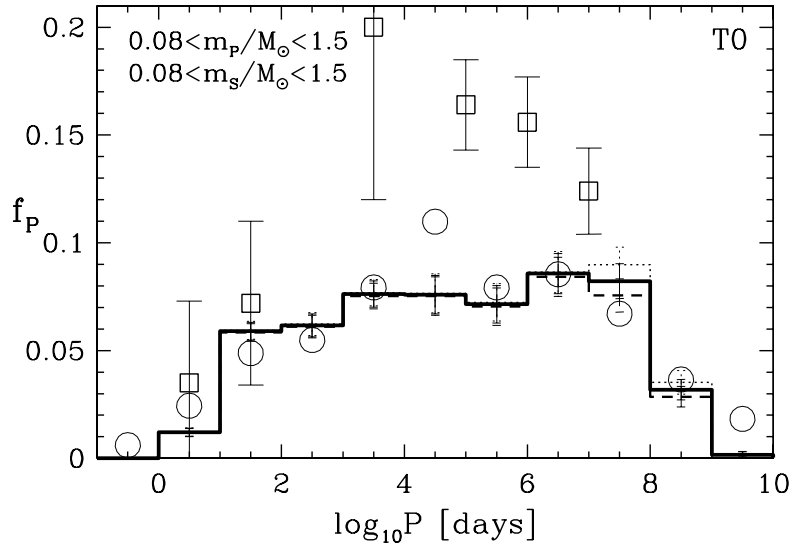


**Figure 9. Upper panel:** The semi-major axis distribution of star-BD binaries in models A and B of the ONC and the Pleiades. **Lower panel:** The semi-major axis distribution of BD-BD binaries in both models. In both panels thin histograms are initial distributions, medium histograms are at 0.9 Myr while thick histograms show the 100 Myr old distributions. All stars within 15 pc of the cluster centre are counted.

SMwBDs. Martin et al. (2000, 2003) find a BD binary fraction of about 15 per cent and a lack of BD binaries with  $a > 27$  AU in the Pleiades. It will be necessary to verify cluster membership and the nature of the suggested Pleiades BD binaries and to measure the component separations as well as mass ratios to allow firmer tests of the SMwBDs.

The possible success of the SMwBDs in the ONC and the Pleiades would definitely be mired if a significant fraction of Galactic-field stars derive from ONC- and Pleiades-like clusters. The frequency of wide BD companions to field stars (§ 5.1) does not match the predictions of our SMwBD models if stars are predominantly formed in ONC-like clusters or in more modest clusters as is currently believed (§ 1). In this case the problem would be even worse, since the less dense modest clusters would lead to an even higher surviving fraction of BD- and very-low-mass stellar binaries extending to even larger separations than shown in Fig. 9. Only if most field stars formed in much denser clusters or have suffered additional dynamical evolution can the SMwBD can be reconciled with our current knowledge.

As an aside we note that Fig. 8 also demonstrates that most of the evolution of the period distribution function occurs during the embedded cluster phase prior to 1 Myr, being consistent with observational data for a number of young populations. For example, the 2-3 Myr old cluster IC 348 already shows similar binary properties as are found for Galactic-field main sequence dwarf stars (Duchêne, Bouvier & Simon 1999). The observed MF in IC 348 should reflect this and be steeper by having a larger  $\alpha$  than the observed MF in TA (§ 1, cf. Luhman et al. 2003c). Indeed, Muench et al. (2003) find a nearly exact match of the IC 348 MF with that measured in the ONC, again suggesting a remarkable degree of uniformity of the stellar populations.



**Figure 10.** As Fig. 6 but showing the distribution of periods for star–star binaries in TA-like aggregate T0 (T1 shows negligible evolution). The pre-main sequence model does not agree with the pre-main sequence data.

In conclusion we emphasise that the SM is consistent with the data in the ONC and the Pleiades cluster, while wide star–BD and BD–BD binaries appear to lead to inconsistencies of the SMwBDs with observational data. Since we already know that the SM also reproduces the properties of stellar systems in the Galactic field we may be encouraged to conclude that *the standard model without BDs (SM), rather than the SMwBDs, may be the preferred description of initial populations*. This possible conclusion depends in part on the performance of the SMwBDs in TA, which is studied in the next section.

### 5.3 Models of TA with the standard IMF

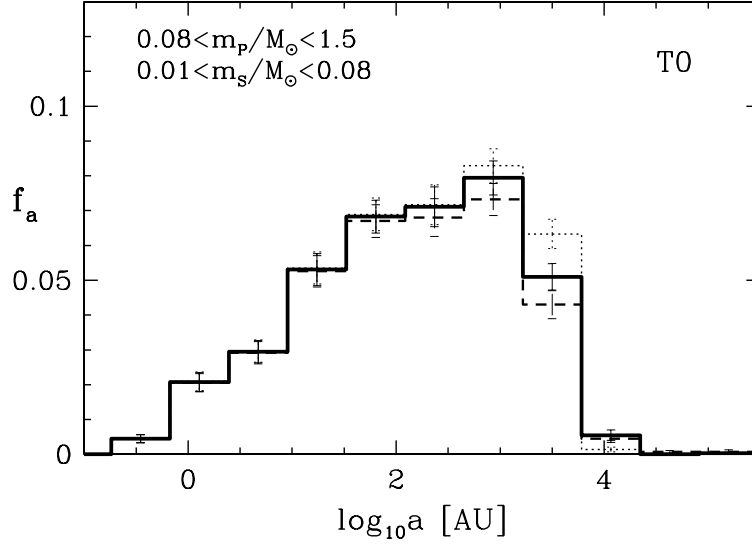
Fig. 10 plots the initial and evolved period distributions for star–star binaries in the TA-like aggregates. The initial and the later distributions do not fit the pre-main sequence data. This results from the problem already alluded to in § 2.3.3, namely that many stellar primaries now have BD companions as a result of extending the standard model into the BD mass range. This reduces the proportion of star–star binaries to the level evident in the figure, because the period distribution function (eq. 1), is normalised to the total number of systems,  $N_{\text{sys}}$ , with primaries in the corresponding mass range ( $0.08 \leq m_p/M_\odot \leq 1.5$ ), while  $N_{\text{bin},P}$  is the number of star–star binaries in the bin  $\log_{10}P$  (star–BD systems are counted here as single stars).

Furthermore, in the SMwBDs the shape of the initial star–star period distribution function, plotted in Fig. 10 (dotted histogram), differs from the initial distribution plotted in Fig. 6, by being flatter. This is a result of some BDs in short-period binaries acquiring stellar masses due to the eigenevolution model (§ 2.3.3).

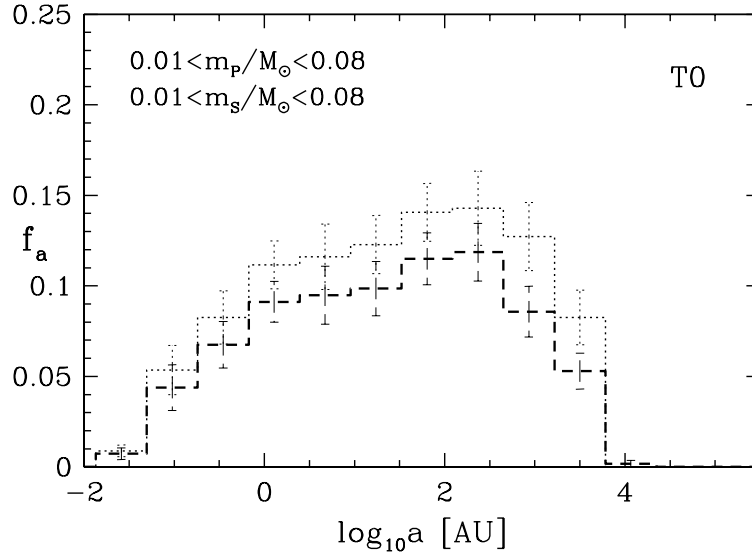
The SMwBDs faces the more severe problem of leading to too many BD companions to stellar primaries as a result of random pairing from the IMF. The distribution of star–BD semi-major axes, plotted in Fig. 11, implies that about 23 per cent of all late-type stars in TA ought to have BD companions with separations in the range  $10^2 - 10^4$  AU. This means that about 13 of the 60 stars in the Briceño et al. (2002) survey ought to have such companions, whereas only GG Tau Bb is known (§ 5.1). *The SMwBDs and the standard IMF can thus be excluded with high confidence using this argument.*

As a final test of the SMwBDs, the semi-major axis distribution of BD–BD binaries is plotted in Fig. 12: In TA about 30 per cent of all BDs ought to have BD companions in the separation range between 100 and  $10^4$  AU. Given that 10 BDs have been found in TA (Briceño et al. 2002) this implies that 3 companions ought to have been seen. None have been found, but the statistical uncertainty is too high to exclude the model with confidence using this particular argument.

There are thus three tests of the standard model extended to include BDs with the standard IMF (properties of the star–star, star–BD and BD–BD binaries). In TA, at least two of these lead to arguments against the model with a high statistical weight. The conclusion therefore must be that *BDs are not paired with stars at random from the standard IMF in TA*.



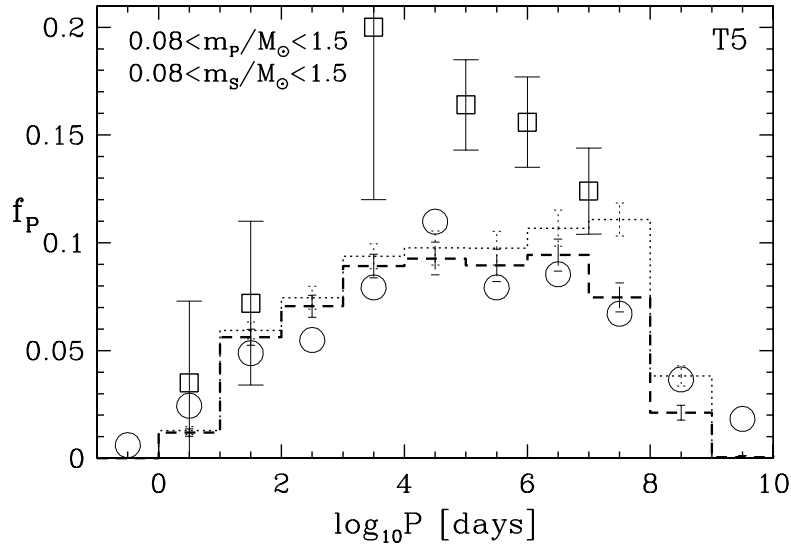
**Figure 11.** The distribution of semi-major axes of BD companions to stellar primaries according to the SMwBDs for TA-like aggregate T0 (T1 shows negligible evolution). The thin dotted histogram is the initial distribution, while the thick solid histogram shows the distributions at 1 Myr and the dashed histogram depicts the final ( $\approx 15$  Myr old) distribution. All histograms are averages of 140 model renditions, and the error bars are standard deviation of the mean values.



**Figure 12.** The distribution of semi-major axes of BD-BD binaries according to the SMwBDs for TA-like aggregate T0 (T1 shows negligible evolution). The thin dotted histogram is the initial distribution, while the dashed histogram depicts the final ( $\approx 15$  Myr old) distribution. All histograms are averages of 140 model renditions, and the error bars are standard deviation of the mean values.

#### 5.4 A different IMF for BDs in TA ?

The simplest change to the model is to assume that the SMwBDs holds in TA (i.e. stars and BDs are paired at random from the IMF and there is no dependency of the orbital parameters on primary mass), and thus remain in-line with the conclusions of Briceno et al. (2002) and White & Basri (2003) that the BDs in TA appear to have formed as the stars did, but that the IMF in TA differs from the standard IMF. The standard IMF has  $\alpha_0 = +0.3, 0.01 - 0.08 M_\odot$ . From Fig. 7 it is seen that model T5 which has  $\alpha_0 = -0.5$ , is still in agreement with the Briceno et al. (2002) datum for the number of BDs per star in



**Figure 13.** The period distribution function of all star–star binaries in model T5 which assumes the SMwBDs but has a non-standard IMF in the BD mass range ( $\alpha_0 = -0.5$ ). The thin dotted histogram is the initial distribution, while the dashed histogram is the final distribution at an age of about 15 Myr. The histograms are averages of 140 renditions of model T5, and the error bars are standard deviation of the mean values. The open squares are pre-main sequence data and the open circles are main-sequence data as in Fig. 6.

TA. It also fits the ONC datum (by analogy with models A and B). Values  $\alpha_0 \lesssim -1.5$  lead to too few BDs per star and are thus excluded.

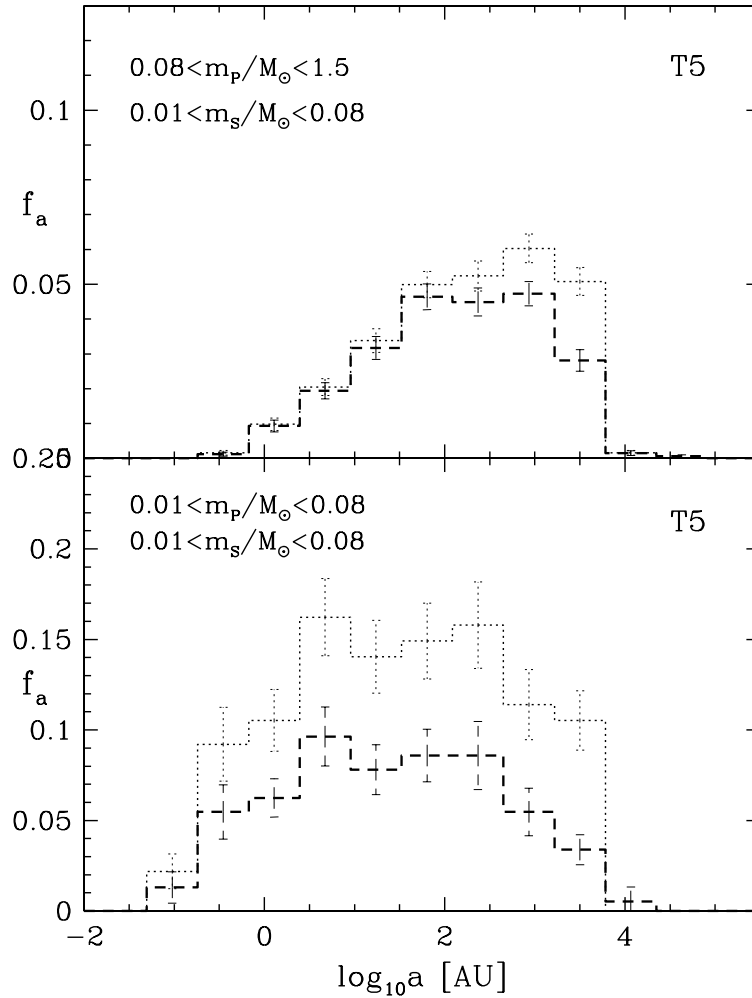
It is therefore worthwhile to investigate if random pairing from the IMF with  $\alpha_0 = -0.5$  can be brought into agreement with the available data for TA. Such an IMF implies fewer BD companions to stars, so that the star–star period distribution function will not be as suppressed. The initial period distribution of all binaries is identical to that shown in Fig. 6, and the evolution is also indistinguishable. That is, the disruption of binaries is very inefficient in model T5, just as it is in models T0 and T1, despite the longer embedded phase.

However, the distribution of periods of star–star binaries is still inconsistent with the pre-main sequence data for TA (the open squares in Fig. 13), although the discrepancy is reduced relative to models T0 and T1 as expected. The number of BD companions to stellar primaries with separations in the range  $10^2 - 10^4$  AU in the Briceño et al. (2002) survey is expected to be about  $0.13 \times 60 \approx 8$  systems (Fig. 14), whereas one has been detected. The model cannot be excluded with confidence higher than the three-sigma level using this argument. Similarly, there should be approximately  $0.17 \times 10 \approx 2$  BD–BD binaries with separations in the same range. This is consistent with a null detection.

In conclusion, model T5 which assumes random pairing from a non-standard IMF which is depleted in BDs relative to the standard IMF such that the observed number of BDs per star is still consistent with the Briceño et al. (2002) result, leads to improved agreement with the star–star binary data, but still produces too few stellar binaries with periods in the range  $10^{2.5} \lesssim P/d \lesssim 10^{6.5}$ . The number of star–BD binaries is only marginally consistent with the data, while the number of BD–BD binaries (two) is consistent with the data (zero).

The situation for star–star binaries would improve further if  $-1.5 < \alpha_0 < -0.5$ , which is still consistent with the data of Briceño et al. (2002) within two sigma as is evident in Fig. 7. This can be estimated without doing additional  $N$ -body calculations by noting from Figs. 10 and 13 that decreasing  $\alpha_0$  by 0.8 implies an increase in  $f_P$  for star–star binaries by a factor of about 1.2 in the period range  $10^3 - 10^7$  d. Decreasing  $\alpha_0$  by a further 0.8 to  $\alpha_0 = -1.3$  thus implies a further increase in  $f_P$  by a factor of about 1.2 to a level of  $f_P \approx 0.11$  for  $10^3 \lesssim P/d \lesssim 10^7$ . Such a model can be discarded with very high confidence by applying the Wilcoxon Signed-Rank test (all of the four pre-main sequence data points lie above the model, Bhattacharyya & Johnson 1977). Thus, the intermediate number of isolated BDs and the very small number of companion BDs implies that random pairing out of any IMF is impossible since dynamical evolution is almost negligible in TA. A BD-poor IMF would have too few isolated BDs, while a BD-rich IMF would lead to too many BD companions.

Therefore, *in TA the BDs appear to follow different pairing rules than the stars* by being less frequently in binary systems than stars are. It is useful to note that in TA the stars alone can be described very well by the SM. The SM yields, as the initial star–star period distribution function, the dotted histogram in Fig. 6, and the star–star period distribution function will be



**Figure 14. Upper panel:** The distribution of semi-major axes of BD companions to all stellar primaries according to model T5 which has a non-standard IMF in the BD mass range. **Lower panel:** The distribution of semi-major axes of all BD–BD binaries in model T5. In both panels the thin dotted histograms are the initial distributions, while the dashed histograms depict the final ( $\approx 15$  Myr old) distributions. All histograms are averages of 140 model renditions, and the error bars are standard deviation of the mean values.

eroded only slightly at long periods in TA-like aggregates, thus being consistent with the observations in TA. According to this view, *the BDs would be a population not sharing the same formation history as the stars.*

## 6 CONCLUDING REMARKS

Non-hierarchical multiple systems decay too rapidly leading to too many single stars and too few binary systems when compared to the about 1 Myr old pre-main sequence stellar population in TA. Pre-stellar cloud-core fragmentation therefore appears to mostly form binary and long-lived hierarchical multiple stellar systems. Available fragmentation models suggest that unfinished embryos can be expelled from such forming multiple stellar systems.

This may be used to frame hypothesis A (§ 2.2) which leads to the standard model (SM) of star formation by assuming that star-formation always produces a stellar population rich in binaries and a BD population that is added with separate kinematical and binary properties. This is the basis of our standard model without BDs (§ 2.3.1) which has been shown in the past to lead to excellent agreement with the stellar data in TA and the Galactic field as well as young clusters, and thus indicates a remarkable degree of invariance of the star-formation products.

In this contribution we test in detail the alternative hypothesis B which assumes that pre-stellar cloud-core fragmentation leads to stellar and sub-stellar binary systems with universal properties that are taken from the successful SM. Hypothesis B is based in part on the observational evidence by Briceno et al. (2002) and White & Basri (2003) who suggest that BD-

formation cannot be distinguished from stellar-formation on the basis of their accretion properties and their kinematics and spatial distribution. The resulting standard model with BDs (SMwBDs, § 2.3.2) is tested here against observational data that include the number of BDs per star detected in TA and the ONC as well as the form of the IMFs and of the period distribution functions of binary systems. With this goal in mind stellar-dynamical models are evolved to yield theoretical data that can be compared with the empirical data.

Based on their data, Briceno et al. (2002) conclude that the IMF of BDs in TA differs from the observed IMF in the central part of the ONC by having significantly fewer BDs per star. In contradiction to the claim by Briceno et al., the SMwBDs with the standard IMF yields excellent agreement with the observed number of BDs per star in TA and the ONC (Fig. 7). The reason for this is that dynamical evolution of the TA groups is very mild leading to BDs staying locked-up in binary systems, while in the ONC a large fraction of the primordial binary population is disrupted freeing BDs. *The observed number of BDs per star is therefore not a reliable measure of IMF differences if used alone.* The properties of binary systems need to be consulted as well to allow more robust conclusions. This is true for any population.

Furthermore, the SMwBDs is in good agreement with the observed period distribution function of star–star binaries in the ONC and the Pleiades. The observed IMFs are also consistent with the standard IMF in both clusters and in TA (§ 2.3). Thus, in both the ONC and the Pleiades, the data are consistent with the BDs having formed with the same properties like the stars and therefore with the scenario that the fragmentation of pre-stellar cloud-cores extends to sub-stellar core masses and produces uncorrelated components, and that the orbital elements of the resulting binary do not depend on the mass of the primary. The prediction of the number of star–BD and BD–BD binaries as a function of semi-major axis is given in Fig. 9 for future tests of the SMwBDs in the Pleiades and the ONC.

However, available Galactic-field data on the binary proportion near and below the sub-stellar mass limit already pose a problem for the SMwBDs, because this model predicts the binary fraction to be much higher than is observed. There is also a marked disagreement between the SMwBDs and the data in TA. The model produces too few star–star and too many star–BD binaries. The attempt to save the SMwBDs for TA by changing the BD IMF fails. Random pairing produces too many star–BD binaries for all BD IMFs that are consistent with the observed number of BDs per star by Briceno et al. (2002).

Hypothesis B thus leads to a contradiction with the observational data in TA, and with the properties of Galactic-field binaries near and below the sub-stellar mass limit. Hypothesis B should therefore be discarded *with the implication that BDs may form a distinct population with pairing properties different to those for stars*, as is the case in the SM (hypothesis A).

Returning to the standard model without BDs, it is useful to reiterate here that this SM leads to excellent agreement with the binary-star data in TA, the ONC, the Pleiades as well as the Galactic field, and with the IMF in all four populations. Hypothesis A cannot be rejected, and actually accounts very well for a large range of stellar populations.

If we were to insist that this is the more appropriate description, then we would have to infer that *the BDs do not have the same formation history as stars and that they therefore form an additional population.* The ONC *may be* sporting a higher BD production efficiency per star than TA, according to the data of Briceno et al. *The IMF of BDs therefore may depend on environment* (as suggested by Briceno et al.), but this IMF would not be a trivial extension of the stellar IMF to BDs, as is assumed to be the case in the SMwBDs. However, before the conclusion can be reached with confidence that the BD IMF is variable it is necessary to study if loss of BDs from the shallow potential well of the TA aggregates (Bouvier et al. 2001) may not account for the observed differences.

The conclusion that BDs may be treated as an additional population with its own formation history appears to be in conflict with the hypothesis that the turbulence spectrum of molecular clouds is responsible for the mass distribution of pre-stellar cores which is expected to be continuous across the stellar/sub-stellar mass boundary (Padoan & Nordlund 2002). The observation of Motte et al. (1998) that the pre-stellar cloud core mass spectrum already looks like the standard IMF supports this notion. Also, the fragmentation of collapsing cores is probably a process that cannot depend on the mass of the final outcome (star or BD) to the degree suggested here. It is difficult to see how BDs can come as an entirely separate population, since the hydrogen burning process occurs much later than the fragmentation process. On the other hand, the physics of cloud-core collapse and its fragmentation is far from being understood, so that it can be argued that the present finding that BDs seem to behave differently than stars may be allowing the type of insights we have been hoping for all along. It may be that cloud cores only fragment when they have sufficient mass,  $m_c$ , and that the gas reservoir is always much larger than the mass in the initial fragments. This has been assumed to be the case by DCB who adopt  $m_c \geq 0.25 M_\odot$  because they require their five initial seeds to have masses larger than the opacity limit for fragmentation.

Whatever the physical mechanisms may be which ultimately produce the BD population, the conclusion that BDs may form a population which does not have binary properties that are a natural extension of stellar binaries has also been found to be the case for very-low-mass solar-neighbourhood stars (§ 5.1) and is evident in Fig. 5. Close et al. (2003) find it “very hard to explain the total lack of systems with separations larger than 16 AU by scaling the observed semi-major axis distribution of T Tauri stars”. Such a scaling would overproduce the number of wide systems very significantly compared to observations. The SMwBDs is, essentially, such a scaling.

An “extra BD population” could be the result of any one of the following processes: BDs may be ejected unfinished embryos from accreting systems, or they are hydrostatic cores that loose their accretion envelopes due to encounters with

other proto-stars in rich clusters, or by photo-evaporation of their accretion envelopes through nearby O stars. These processes will be active for stars so that an (unknown) fraction of very-low-mass and low-mass stars will probably also belong to such an extra population. The above-mentioned scenarios for the origin of BDs possibly imply that a larger fraction of hydrostatic cores may be able to accrete the available mass reservoir and thus become stars in quiescent star forming regions such as TA, thus perhaps naturally leading to the deduced smaller number of BDs per star there. We note that the putative extra population would need to have accretion and kinematical properties that are consistent with the observations of Briceno et al. (2002) and White & Basri (2003): we recall from § 1 that these authors had rejected the embryo ejection hypothesis, which we have now returned to, given the results of the present study. The possibilities for the origin of BDs are studied in more detail in Kroupa & Bouvier (2003b).

In summary and to answer the question posed in the title of this paper: The results presented here and in other research based on the SM appear to suggest that *the outcome of star-formation is rather surprisingly invariant*. Specifically, TA, the ONC, the Pleiades and the Galactic field appear to have had the same initial stellar population which can be described very well by the SM plus an additional, primarily single, BD population. Evident differences can be attributed to stellar-dynamical evolution, and to the limited molecular cloud masses which naturally lead to a smaller upper mass limit in TA than in the ONC. Only in the sub-stellar mass regime may the observations indicate different MFs in TA and the ONC, as is in fact suggested by Briceno et al. (2002).

## ACKNOWLEDGEMENTS

We thank Richard Durisen for useful comments that helped to improve the manuscript. PK thanks the staff of the Observatoire de Grenoble for their very kind hospitality and the Université Joseph Fourier for supporting a very enjoyable and productive stay during the summer of 2002. This work was partially supported by DFG grant KR1635/4, and made use of Aarseth's NBODY6 code.

## REFERENCES

- Adams F.C., Myers P.C., 2001, ApJ, 553, 744  
 Bate M.R., Bonnell I.A., Bromm V., 2003, MNRAS, 339, 577  
 Bhattacharyya G.K., Johnson R.A., 1977, Statistical Concepts and Methods (John Wiley & Sons, New York)  
 Bonnell I.A., Bate M.R., Vine S.G., 2003, MNRAS, in press (astro-ph/0305082)  
 Bontemps S., André P., Kaas A.A., et al., 2001, A&A, 372, 173  
 Boss A.P., 2001, ApJ, 551, L167  
 Boss A.P., 2002, ApJ, 568, 743  
 Bouvier J., Rigaut F., Nadeau D., 1997, A&A, 323, 139  
 Bouvier J., Duchêne G., Mermilliod J.-C., Simon T., 2001, A&A, 375, 989  
 Bouy H., Brandner W., Martin E.L., Delfosse X., Allard F., Basri G., 2003, AJ, in press (astro-ph/0305484)  
 Briceno C., Luhman K.L., Hartmann L., Stauffer J.R., Kirkpatrick J.D., 2002, ApJ, 580, 317  
 Burgasser A.J., Kirkpatrick J.D., Reid I.N., et al., 2003, ApJ, 586, 512  
 Burkert A., Bodenheimer P., 1996, MNRAS, 280, 1190  
 Carpenter J.M., 2000, AJ, 120, 3139  
 Close L.M., Siegler N., Freed M., Biller B., 2003, ApJ, 587, 407  
 Delgado-Donate E.J., Clarke C.J., Bate M.R., 2003, MNRAS, in press (astro-ph/0304091) (DCB)  
 Duchêne G., 1999, A&A, 341, 547  
 Duchêne G., Bouvier J., Simon T., 1999, A&A, 343, 831  
 Duquennoy A., Mayor M., 1991, A&A, 248, 485  
 Elmegreen B.G., 2000, ApJ, 530, 277  
 Fischer D.A., Marcy G.W., 1992, ApJ, 396, 178  
 de la Fuente Marcos R., 1998, A&A, 333, 27  
 Gizis J.E., Kirkpatrick J.D., Burgasser A., Reid I.N., Monet D.G., Liebert J., Wilson J.C., 2001, ApJ, 551, L163  
 Gizis J.E., Reid I.N., Knapp G.R., Liebert J., Kirkpatrick J.D., Koerner D.W., Burgasser A.J., 2003, AJ, in press (astro-ph/0302526)  
 Gomez M., Hartmann L., Kenyon S.J., Hewett R., 1993, AJ, 105, 1927  
 Haisch K.E., Barsony M., Greene T.P., Ressler M.E., 2002, AJ, 124, 2841  
 Halbwachs J.L., Arenou F., Mayor M., Udry S., Queloz D., 2000, A&A, 355, 581  
 Hartigan P., Kenyon S., 2002, pre-print (astro-ph/0209608)  
 Hartmann L., 2002, ApJ, 578, 914  
 Hartmann L., 2003, ApJ, 585, 398  
 Hartmann L., Ballesteros-Paredes J., Bergin E.A., 2001, ApJ, 562, 852  
 Henry T.J., Ianna P.A., Kirkpatrick J.D., Jahreiss, H., 1997, AJ, 114, 388  
 Hillenbrand L.A., 1997, AJ, 113, 1733  
 Hillenbrand L.A., Carpenter J.M., 2000, ApJ, 540, 236  
 Horton A.J., Bate M.R., Bonnell I.A., 2001, MNRAS, 321, 585  
 Köhler R., Leinert Ch., 1998, A&A, 331, 977

- Kroupa P., 1995, MNRAS, 277, 1507  
 Kroupa P., 1998, MNRAS, 298, 231  
 Kroupa P., 2000, New Astronomy, 4, 615  
 Kroupa P., 2001, MNRAS, 322, 231  
 Kroupa P., 2002, Science, 295, 81  
 Kroupa P., Bouvier J., 2003a, MNRAS, submitted (KB1)  
 Kroupa P., Bouvier J., 2003b, MNRAS, in prep.  
 Kroupa P., Aarseth S.J., Hurley J., 2001, MNRAS, 321, 699 (KAH)  
 Kroupa P., Petr M.G., McCaughrean M.J., 1999, NewA, 4, 495 (KPM)  
 Kroupa P., Tout C.A., Gilmore G., 1991, MNRAS, 251, 293  
 Kroupa P., Tout C.A., Gilmore G., 1993, MNRAS, 262, 545  
 Lada C.J., Lada E.A., 2003, ARAA, in press (astro-ph/0301540)  
 Leinert Ch., Zinnecker H., Weitzel N., Christou J., Ridgway S.T., Jameson R., Haas M., Lenzen R., 1993, A&A, 278, 129  
 Luhman K.L., Stauffer J.R., Muench A.A., Rieke G.H., Lada E.A., Bouvier J., Lada C.J., 2003a, ApJ, in press (astro-ph/0304409)  
 Luhman K.L., Briceno C., Stauffer, J.R., Hartmann L., Barrado y Navascués D., , Caldwell N., 2003b, ApJ, in press (astro-ph/0304414)  
 Luhman K.L., Stauffer J.R., Muench A.A., Rieke G.H., Lada E.A., Bouvier J., Lada C.J., 2003c, ApJ, in press (astro-ph/0304409)  
 Marcy G.W., Butler R.P., 2000, PASP, 112, 137  
 Martín E.L., Brandner W., Bouvier J., Luhman K.L., Stauffer J., Basri G., Zapatero Osorio M.R., Barrado y Navascués D., 2000, ApJ, 543, 299  
 Martín E.L., Barrado y Navascués D., Baraffe I., Bouy H., Dahm S., 2003, ApJ, in press (astro-ph/0305316)  
 Mathieu R.D., 1994, ARA&A, 32, 465  
 Matzner C.D., McKee C.F., 2000, ApJ, 545, 364  
 Mayor M., Duquennoy A., Halbwachs J.-L., Mermilliod J.-C., 1992, CORAVEL Surveys to Study Binaries of Different Masses and Ages.  
 In: McAlister H.A., Hartkopf W.I. (eds.) Complementary Approaches to Double and Multiple Star Research, Proc. IAU Coll. 135, ASP Conference Series, 32, p.73  
 Mazeh T., Goldberg D., Duquennoy A., Mayor M., 1992, ApJ, 401, 265  
 Mermilliod J.-C., Rosvick J.M., Duquennoy A., Mayor M., 1992, A&A, 265, 513  
 Moraux E., Kroupa P., Bouvier J., 2003, A&A, in prep.  
 Motte F., André P., Néri R., 1998, A&A, 336, 150  
 Muench A.A., Lada E.A., Lada C.J., Alves J., 2002, ApJ, 573, 366  
 Muench A.A., Lada E.A., Lada C.J., Elston R.J., Alves J.F., et al., 2003, AJ, 125, 2029  
 Myers P.C., 1998, ApJL, 496, L109  
 Padoan P., Nordlund A., 2002, ApJ, 576, 870  
 Petr M.G., 1998, Binary Stars in the Orion Trapezium Cluster: A High angular Resolution Near-Infrared Imaging Study, PhD thesis, University of Heidelberg  
 Pinfield D.J., Dobbie P.D., Jameson R.F., Steele I.A., Jones H.R.A., Katsiyannis A.C., 2003, MNRAS, in press (astro-ph/0303600)  
 Prosser C.F., Stauffer J.R., Hartmann L., Soderblom D.R., Jones B.F., Werner M.W., McCaughrean M.J., 1994, ApJ, 421, 517  
 Reipurth B., 2000, AJ, 120, 3177  
 Reipurth B., Clarke C., 2001, AJ, 122, 432  
 Reid I.N., Gizis J.E., 1997, AJ, 114, 1992  
 Richichi A., Leinert Ch., Jameson R., Zinnecker H., 1994, A&A, 287, 145  
 Sterzik M.F., Durisen R.H., 1998, A&A, 339, 95 (SD98)  
 Sterzik M.F., Durisen R.H., 2003, A&A, 400, 1031 (SD03)  
 White R.J., Basri G., 2003, ApJ, 582, 1109  
 White R.J., Ghez A.M., 2001, ApJ, 556, 265  
 White R.J., Ghez A.M., Reid I.N., Schultz G., 1999, ApJ, 520, 811  
 Woitas J., Leinert C., Köhler R., 2001, A&A, 376, 982  
 Wuchterl G., Tscharnuter W., 2003, A&A, 398, 1081