

VLBI Astrometry

Norbert Bartel

York University, Department of Physics and Astronomy, Toronto, ONT M3J 1P3, Canada

Abstract. VLBI astrometry allows coordinates of celestial radio sources to be determined with submilliarcsecond accuracy. In particular, with differential VLBI astrometry the standard errors of relative positions and proper motions can be as small as $\sim 10 \mu\text{as}$ and $\sim 10 \mu\text{as yr}^{-1}$, respectively. I will review astrometric observations of AGN, M81*, a supernova, pulsars, and radio stars.

1. Introduction

The technique of very-long-baseline interferometry (VLBI) provides the highest accuracy in the determination of coordinates, parallaxes, and proper motions of celestial sources. Astrometry surveys of quasars have established a grid on the sky with position standard errors smaller than 1 mas. In particular, the International Celestial Reference Frame (ICRF, Ma et al. 1998) with 212 defining extragalactic reference sources and 396 additional extragalactic sources with a median position error of only 0.5 mas has been adopted as the fundamental reference frame of celestial sources. Other surveys as e.g. the VLBA Calibrator Survey with 1332 extragalactic sources and a median position error of 0.9 mas (Beasley et al. 2002), are tied to the ICRF and provide important astrometric information for a range of astronomical and astrophysical projects. In this paper I will first describe VLBI observables for astrometry and then summarize results from differential astrometry, which provides the most accurate measurements. I will address topics of AGN, supernovae, pulsars, and radio stars. For astrometric observations of maser sources, see, e.g., Herrnstein et al. (1999) and van Langeveld et al. (2000).

2. VLBI observables for astrometry

The celestial coordinates of a radio source can be precisely determined by using the phase observed by an interferometer. Two methods have been used extensively for phase-sensitive VLBI astrometry, phase-delay fitting (Shapiro et al. 1979; Marcaide and Shapiro 1983; Bartel et al. 1986) and phase-referenced mapping (e.g., Lestrade et al. 1990, for first uses of astronomical applications, see Gorenstein et al. 1984 and Bartel et al. 1987). For each interferometer, or baseline, of a VLBI array the interferometer phase, $\phi(t)$, can be written as follows:

$$\frac{\phi(t)}{2\pi\nu} + \frac{n(t)}{\nu} = \tau(t) = \tau_g(t) + \tau_{\text{struc}}(t) + \tau_{\text{ion}}(t) + \tau_{\text{trop}}(t) + \tau_{\text{inst}}(t) + \tau_{\text{noise}}(t)$$

where ν is the radio frequency to which ϕ is referred, n is the integer number of cycles of phase needed to resolve the phase ambiguity, and $\tau(t)$ is the phase delay. On the right side, τ_g is the contribution to $\tau(t)$ from the geometry of the interferometer and the fiducial reference point in the source; τ_{struc} is that from the source structure about this point; and τ_{ion} , τ_{trop} , τ_{inst} , and τ_{noise} are the contributions, respectively, from the ionosphere, the troposphere, the instrumentation, and the thermal noise.

Other observables are the fringe rate, $\frac{1}{2\pi\nu} \frac{\delta\phi(t)}{\delta t}$, and the group delay, $\frac{1}{2\pi} \frac{\delta\phi(t)}{\delta\nu}$. They can be used directly to fit the position of the radio source. The most precise position determination, however, is obtained by using the phase. For this purpose, observations of the target source have to be interleaved with those of a reference source nearby on the sky. Such differential observations will largely remove the effects of the errors of the terms τ_g , τ_{ion} , and τ_{trop} . The difficulty is to determine the integer, n , for each interferometer phase delay. In phase-delay fitting, this is accomplished iteratively through “phase-connection.” When all integers, n , are determined, the phase delays are no longer ambiguous and can be used to estimate, via a weighted least-squares fit, the position of the radio source. In phase-referenced mapping, the integers, n , are not directly determined but rather implicitly through the coordinates of the fiducial reference point in the map relative to the coordinates of the reference source.

3. Close Pairs of AGN

The first differential astrometry observations were made of the quasar 3C 345 and the (physically) unrelated quasar NRAO 512, separated from the former by $0.5'$ (Shapiro et al. 1979). In later observations, τ_{ion} was corrected through simultaneous dual frequency observations at 2.3 and 8.4 GHz. The parameter, τ_{struc} , was corrected through mapping of the sources, and a fiducial point, the “core” of 3C 345, was selected for the position determination. From essentially two years of observations, the proper motion errors were as low as 8 and $21 \mu\text{as yr}^{-1}$ in R.A. and dec., respectively. The core was found to be stationary within $20 \mu\text{as yr}^{-1}$ in R.A., equivalent to a bound in velocity at the distance of the source of $0.7c$. In contrast, the jet components of 3C 345 are moving, largely along R.A., with an apparent velocity of $14c$ (Bartel et al. 1986).

Other observations of AGN pairs with similar separations include the source Sgr A* in the center of our Galaxy. Its relative position and proper motion could be determined with an uncertainty of 0.1 mas and 0.4 mas yr^{-1} , respectively. This measurement led to the conclusion that the orbital velocity of the sun around the galactic center, assumed to be at a distance of 8 kpc, is $219 \pm 20 \text{ km s}^{-1}$ (Reid et al. 1999).

An important part of VLBI astrometry is the test of predictions of general relativity (GR). By using two quasars separated by $\sim 10^\circ$ on the sky, Lebach et al. (1995) measured the light deflection from the sun with the highest accuracy obtained so far and confirmed the GR prediction within 0.1%. Recently, in similar measurements of light deflection from Jupiter with three extragalactic sources, position uncertainties as small as $10 \mu\text{as}$ were obtained (Fomalont & Kopeikin 2003).

For wider pairs the position error increases since the errors of τ_g , τ_{ion} , and τ_{trop} increase. As an example, the relative positions of the quasar-galaxy pair 1150+812 - 1803+784 (sep. 15°) could be determined with an error of 0.9 mas (Pérez-Torres et al. 2000). For closer pairs the position error decreases but is eventually limited by the contribution from τ_{struc} . For the sources B1342+662 and B1342+663 (sep. $5'$), a relative position with space-VLBI with an uncertainty of $65 \mu\text{as}$ could be obtained (Guirado et al. 2001). The very close pair of quasars 1038+528 A, B (sep. $33''$) was monitored for 15 yr and relative core positions with an uncertainty of $37 \mu\text{as}$ were obtained. The upper limit for the proper motion of one core relative to the other was $10 \mu\text{as yr}^{-1}$ (Rioja & Porcas 2000).

4. The Nucleus of M81 and SN 1993J

SN 1993J in the galaxy M81 is at a distance of 3.63 Mpc one of the nearest supernovae discovered in the last century and is located only $\sim 170''$ away from the galaxy’s compact center. This center, M81*, is, together with that of Cen A, the nearest extragalactic AGN. With phase-referenced VLBI observations of SN 1993J and M81* at

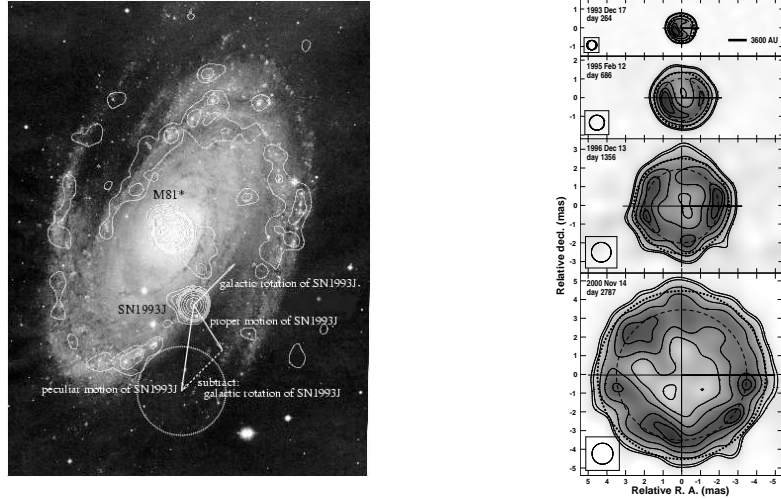


Figure 1. Left panel (a): An optical image of M81 (Hubble Atlas), with overlaid contours showing the radio emission of M81 and SN 1993J. Also shown is the vector of the nominal peculiar motion of the geometric center of SN 1993J in the co-rotating galactic reference frame, which is probably not significant (Bietenholz, Bartel, & Rupen 2001). Right panel (b): Representative 8.4-GHz VLBI images and models of SN 1993J with the geometric center at the origin (Bartel et al. 2002), which is within $64 \mu\text{as}$ (rms) of the explosion center.

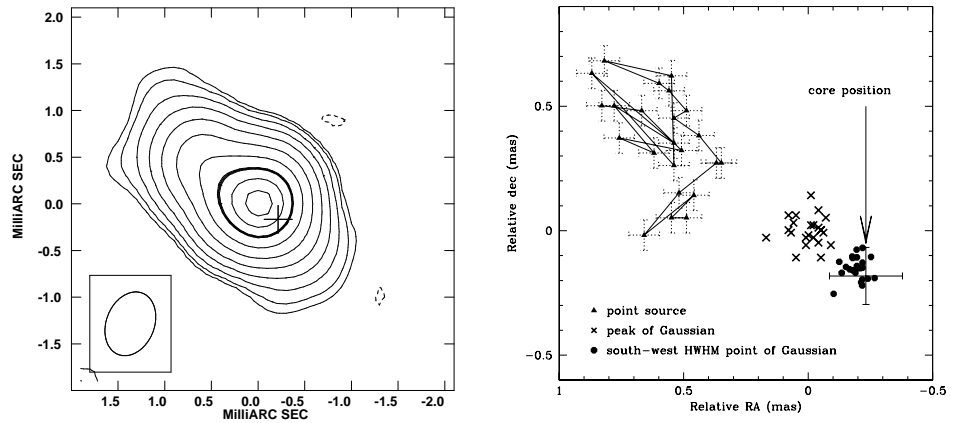


Figure 2. Left panel (a): An image of M81* from VLBI observations at 8.4 GHz. The cross indicates the position of the stationary core. A jet is emerging toward the northeast. Right panel (b): The motion of the jet components (point source, peak of Gaussian) and the position of the stationary core from 20 epochs relative to the geometric center of SN 1993J (Bietenholz, Bartel, & Rupen 2000).

24 epochs, from 50 days to several years after the explosion, the relative coordinates of

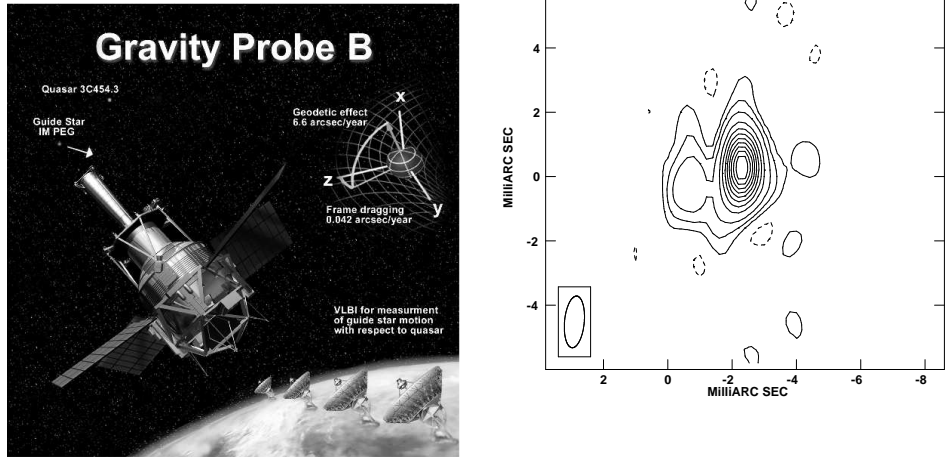


Figure 3. Left panel (a): A poster of the Gravity Probe B mission with the two predicted GR effects indicated. Right panel (b): An image of HR 8703 at 8.4 GHz (e.g., Ransom 2003).

the explosion center and the core of M81*, presumably the gravitational center of the galaxy, could be determined with a standard error of $45 \mu\text{as}$, and the nominal proper motion of the geometric center of the radio shell with a standard error of $9 \mu\text{as yr}^{-1}$. The uncertainties correspond to 160 AU for the position and 160 km s^{-1} for the proper motion at the distance of M81. After correction for the expected galactic proper motion of the supernova around the center of M81 using HI rotation curves, a peculiar proper motion of the radio shell center of only $320 \pm 160 \text{ km s}^{-1}$ to the south was obtained (Fig. 1a), which is probably not significant. It limits any possible one-sided expansion of the shell (Fig. 1b) to 5.5%.

On the other hand, the astrometric measurements give valuable astrophysical information on the nature of M81*. The source is very compact (Fig. 2a). By identifying the location of its core (cross) as the most stable point relative to the geometric center of SN 1993J, a jittery jet directed toward the northeast can be identified (Fig. 2b), which has a speed up to $0.08c$. At 8.4 GHz and particularly at lower frequencies, the core is displaced from the brightness peak (cf. da Silva Neto et al. 2002). Because of the compactness of the source, astrometry proves to be essential for studying the kinematics of the jet of this close AGN.

5. Pulsars

The first astrometric measurement of the position of a pulsar with VLBI were made by using group delays and phase-delay rates (Bartel et al. 1987) and showed a significant difference to the position determined with pulse timing (see also Fomalont et al. 1984, for such measurements with the VLA). It was caused by the difference between the orientation of the extragalactic reference frame from that of solar-system dynamic reference frames. For millisecond pulsars the precision of pulse timing positions is comparable to, or even better than, the precision of positions determined with VLBI. A combination of pulse timing and VLBI observations of millisecond pulsars provided sufficient information for a tie of the two kinds of reference frames with milliarcsecond accuracy (Bartel et al. 1996; Nunes & Bartel 1998; cf. Folkner et al. 1994).

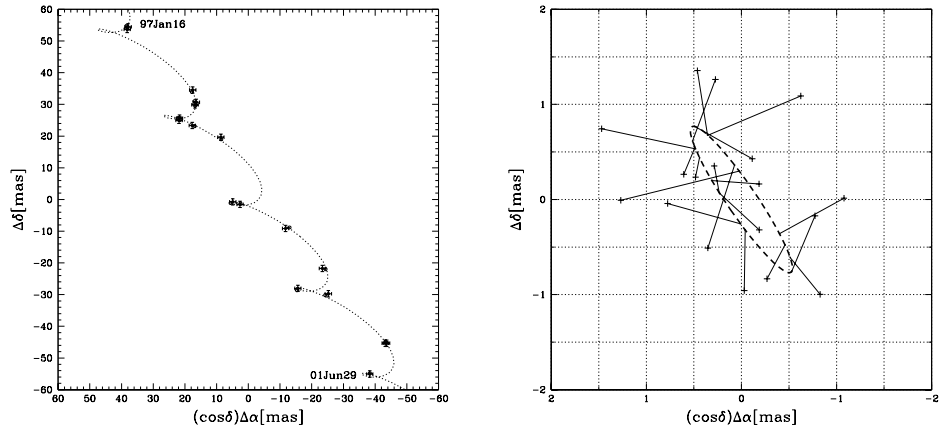


Figure 4. Left panel (a): Position determinations of HR 8703 with a parallax and proper motion fit. Right panel (b): Residual position measurements with a binary motion fit (e.g., Ransom 2003).

A tie between the extragalactic reference frame and the solar-system dynamic reference frame with an accuracy of ~ 1 mas could be used for more accurate interplanetary spacecraft navigation. It could also be used for a test of GR. Pulse timing of millisecond pulsars, combined with the determinations of their positions and proper motions with VLBI in the extragalactic reference frame, would make it possible to measure the annual variation of the gravitational redshift of earth-bound clocks as predicted by GR with a fractional uncertainty of 10^{-3} . Such test would be, by two orders of magnitude, the most accurate test of the gravitational redshift in the solar potential.

The determination of parallaxes and proper motions provides invaluable information, e.g., about the birth places of pulsars and the distribution of free electrons in our Galaxy (e.g., Campbell et al. 1996; Chatterjee et al. 2001; Briskin et al. 2002).

6. Radio Stars

The first astrometric VLBI measurements of radio stars were made by using the technique of phase-referenced mapping (Lestrade et al. 1990). The position determinations were used for a tie with milliarcsecond accuracy at epoch between the optical Hipparcos reference frame of stars and the extragalactic reference frame. Other VLBI measurements resulted in the determination of orbital parameters (e.g. Guirado et al. 1997). The most extensive astrometric campaign with VLBI of a single star is being conducted for the support of the NASA/Stanford spaceborne gyroscope relativity mission, Gravity Probe B. The mission will test the geodetic precession and the frame dragging effect, predicted by GR, with relative standard errors smaller than 10^{-4} and 10^{-2} , respectively (Fig. 3a). A small telescope on board the spacecraft is used to lock on to the direction of the guide star, HR 8703 (IM Peg, Fig. 3b), relative to which the spin axes motions of four gyroscopes will be determined. The proper motion of HR 8703 is measured relative to two to three extragalactic reference sources nearby on the sky with VLBI by using phase-referenced mapping and phase-delay fitting. These measurements provide the link to distant inertial space which is essential for the test. Despite HR 8703's structure changes on a scale of 1 mas, the position, parallax, proper motion, proper acceleration, and binary motion can be determined, with a standard error, e.g., of the proper motion in 2004 of $\leq 150 \mu\text{as yr}^{-1}$ in each coordinate as required for the mission.

References

- Bartel, N., Herring, T. A., Ratner, M. I., Shapiro, I. I., & Corey, B. E. 1986, *Nature*, 319, 733
- Bartel, N. et al. 1987, *ApJ*, 323, 505
- Bartel, N., Chandler, J. F., Ratner, M. I., Shapiro, I. I., Pan, R., & Cappallo, R. J., 1996, *AJ*, 112, 1690
- Bartel, N. et al. 2002, *ApJ*, 581, 404
- Beasley, A. J., Gordon, D., Peck, A. B., Petrov, L., MacMillan, D. S., Fomalont, E. B., Ma, C. 2002, *ApJS*, 141, 13
- Bietenholz, M. F., Bartel, N., & Rupen, M. P. 2000, *ApJ*, 532, 895
- Bietenholz, M. F., Bartel, N., & Rupen, M. P. 2001, *ApJ*, 557, 770
- Briskin, W. F., Benson, J. M., Goss, W. M., & Thorsett, S. E. 2002, *ApJ*, 571, 906
- Campbell, R. M., Bartel, N., Shapiro, I. I., Ratner, M. I., Cappallo, R. J., Whitney, A. R., Putnam, N. 1996, *ApJ*, 461, 95
- Chatterjee, S., Cordes, J.M., Lazio, T., J., W., Goss, W. M., Fomalont, E. B., & Benson, J. M. 2001, *ApJ*, 550, 287
- da Silva Neto, D. N., Andrei, A. H., Vieira Martins, R., & Assafin, M. 2002, *AJ*, 124, 612
- Folkner, W. M., Charlot, P., Finger, M. H., Williams, J. G., Newhall, X X, & Standish, E. M. 1994, *A&A*, 297, 279
- Fomalont, E. B., Goss, W. M., Lyne, A. G., & Manchester, R. N. 1984, *MNRAS*, 210, 113
- Fomalont, E. B. & Kopeikin, S. M. 2003, astro-ph/0302294 (added after conference)
- Gorenstein, M. V. et al. 1984, *ApJ*, 287, 538
- Guirado, J. C., Ros, E., Jones, D. L., Lestrade, J.-F., Marcaide, J. M., Pérez-Torres, M. A., & Preston, R. A. 2001, *A&A*, 371, 766
- Guirado, J. C. et al. 1997, *ApJ*, 490, 835
- Herrnstein J. R. et al. 1999, *Nature*, 400, 539
- Lebach, D. E. et al. 1995, *Phys. Rev. Lett.*, 75, 1439
- Lestrade, J.-F., Rogers, A. E. E., Whitney, A. R., Niell, A. E., Phillips, R. B., and Preston, R. A. 1990, *AJ*, 99, 1663
- Ma, C. et al. 1998, *AJ*, 116, 516
- Marcaide, J. M. & Shapiro, I. I. 1983, *AJ*, 88, 1133
- Nunes, N. & Bartel, N. 1998, in *IAU Coll. 164*, eds: G. Taylor, A. Zensus, & J. Wrobel, *A.S.P. Conf. Ser.*, San Francisco, 144, 331
- Pérez-Torres, M. A., Marcaide, J. M., Guirado, J. C., Ros, E., Shapiro, I. I., Ratner, M. I., & Sardón, E. 2000, *A&A*, 360, 161
- Ransom, R. R. 2003, Ph. D. Thesis, York University, Toronto
- Reid, M. J., Readhead, A. C. S., Vermeulen, R. C., & Treuhaft, R. N. 1999, *ApJ*, 524, 816
- Rioja, M. J. & Porcas, R. W. 2000, *A&A*, 355, 552
- Shapiro, I. I. et al. 1979, *AJ*, 84, 1459
- van Langefelde, H. J., Vlemmings, W., Diamond, P. J., Baudry, A., & Beasley, A. J. 2000, *A&A*, 357, 945

For more information on the results from the supernova and Gravity Probe B observations and on the collaborators, see: <http://aries.phys.yorku.ca/~bartel/>