

# Control of star formation by supersonic turbulence

Mordecai-Mark Mac Low

*Department of Astrophysics, American Museum of Natural History,  
79th Street at Central Park West, New York, NY 10024-5192, USA \**

Ralf S. Klessen

*Astrophysikalisches Institut Potsdam, An der Sternwarte 16, D-14482 Potsdam, Germany<sup>†</sup>  
and UCO/Lick Observatory, University of California, Santa Cruz, CA 95064, USA*

Understanding the formation of stars in galaxies is central to much of modern astrophysics. However, a quantitative prediction of the star formation rate and the initial distribution of stellar masses remains elusive. For several decades it has been thought that the star formation process is primarily controlled by the interplay between gravity and magnetostatic support, modulated by neutral-ion drift (known as ambipolar diffusion in astrophysics). Recently, however, both observational and numerical work has begun to suggest that supersonic turbulent flows rather than static magnetic fields control star formation. To some extent, this represents a return to ideas popular before the importance of magnetic fields to the interstellar gas was fully appreciated. This review gives a historical overview of the successes and problems of both the classical dynamical theory, and the standard theory of magnetostatic support from both observational and theoretical perspectives. The outline of a new theory relying on control by driven supersonic turbulence is then presented. Numerical models demonstrate that although supersonic turbulence can provide global support, it nevertheless produces density enhancements that allow local collapse. Inefficient, isolated star formation is a hallmark of turbulent support, while efficient, clustered star formation occurs in its absence. The consequences of this theory are then explored for both local star formation and galactic scale star formation. It suggests that individual star-forming cores are likely not quasi-static objects, but dynamically collapsing. Accretion onto these objects varies depending on the properties of the surrounding turbulent flow; numerical models agree with observations showing decreasing rates. The initial mass distribution of stars may also be determined by the turbulent flow. Molecular clouds appear to be transient objects forming and dissolving in the larger-scale turbulent flow, or else quickly collapsing into regions of violent star formation. We suggest that global star formation in galaxies is controlled by the same balance between gravity and turbulence as small-scale star formation, although modulated by cooling and differential rotation. The dominant driving mechanism in star-forming regions of galaxies appears to be supernovae, while elsewhere coupling of rotation to the gas through magnetic fields or gravity may be important.

*Accepted for publication in Reviews of Modern Physics*

## CONTENTS

I. INTRODUCTION	3
A. Overview	3
B. Turbulence	5
C. Outline	6
II. OBSERVATIONS	7
A. Composition of molecular clouds	7
B. Density and velocity structure of molecular clouds	8
C. Support of molecular clouds	10
D. Scaling relations for molecular clouds	11
E. Protostellar cores	12
1. From cores to stars	12
2. Properties of protostellar cores	13
F. The observed IMF	14
III. HISTORICAL DEVELOPMENT	17
A. Classical dynamical theory	18
B. Problems with classical theory	20
C. Standard theory of isolated star formation	22

---

\*Electronic address: mordecai@amnh.org

<sup>†</sup>Electronic address: rklessen@aip.de

D.	Problems with standard theory	24
1.	Singular isothermal spheres	25
2.	Observations of clouds and cores	26
a.	Magnetic Support	26
b.	Infall Motions	27
c.	Density profiles	28
d.	Chemical ages	29
3.	Protostars and young stars	29
a.	Accretion rates	29
b.	Embedded Objects	30
c.	Stellar Ages	30
IV.	TOWARD A NEW PARADIGM	31
A.	Maintenance of supersonic motions	31
B.	Turbulence in self-gravitating gas	32
C.	A numerical approach	32
D.	Global collapse	34
E.	Local collapse in globally stable regions	34
F.	Effects of magnetic fields	37
G.	Promotion and prevention of local collapse	40
H.	The timescales of star formation	41
I.	Scales of interstellar turbulence	42
J.	Termination of local star formation	43
K.	Outline of a new theory of star formation	43
V.	LOCAL STAR FORMATION	44
A.	Star formation in molecular clouds	44
B.	Protostellar core models	46
C.	Binary formation	48
D.	Dynamical interactions in clusters	49
E.	Accretion rates	50
F.	Initial mass function	52
1.	Models of the IMF	52
2.	Turbulent fragmentation example	53
VI.	GALACTIC SCALE STAR FORMATION	54
A.	Formation and lifetime of molecular clouds	54
B.	When is star formation efficient?	58
1.	Overview	58
2.	Gravitational instabilities in galactic disks	60
3.	Thermal instability	61
C.	Driving mechanisms	62
1.	Magnetorotational instabilities	63
2.	Gravitational instabilities	63
3.	Protostellar outflows	64
4.	Massive stars	65
a.	Stellar winds	65
b.	Ionizing radiation	65
c.	Supernovae	66
D.	Applications	67
1.	Low surface brightness galaxies	67
2.	Galactic disks	67
3.	Globular clusters	68
4.	Galactic nuclei	68
5.	Primordial dwarfs	69
6.	Starburst galaxies	69
VII.	CONCLUSIONS	69
A.	Summary	69
B.	Future research problems	71
	ACKNOWLEDGMENTS	73
	References	73

## I. INTRODUCTION

### A. Overview

Stars are important. They are the dominant source of radiation (with competition from the cosmic microwave background and from accretion onto black holes, which themselves probably formed from stars), and of all chemical elements heavier than the H, He, and Li that made up the primordial gas. The Earth itself consists mainly of these heavier elements, called metals in astronomical terminology. Metals are produced by nuclear fusion in the interior of stars, with the heaviest elements produced during the passage of the final supernova shockwave through the most massive stars. To reach the chemical abundances observed today in our solar system, the material had to go through many cycles of stellar birth and death. In a literal sense, we are star dust.

Stars are also our primary source of astronomical information and, hence, are essential for our understanding of the universe and the physical processes that govern its evolution. At optical wavelengths almost all natural light we observe in the sky originates from stars. During day this is obvious, but it is also true at night. The Moon, the second brightest object in the sky, reflects light from our Sun, as do the planets, while virtually every other extraterrestrial source of visible light is a star or collection of stars. Throughout the millenia, these objects have been the observational targets of traditional astronomy, and define the celestial landscape, the constellations.



FIG. 1. Optical image of the spiral galaxy NGC 4622 observed with the Hubble Space Telescope. (Courtesy of NASA and The Hubble Heritage Team — STScI/AURA)

When we look at the sky on a clear night, we can also note dark patches of obscuration along the band of the Milky Way. These are clouds of dust and gas that block the light from stars further away. For roughly the last century we have known that these clouds give birth to stars. The advent of new observational instruments made it possible to observe astronomical objects at wavelengths ranging from  $\gamma$ -rays to radio frequencies. Especially useful for studying the dark clouds are radio, sub-millimeter and far-infrared wavelengths, at which they are transparent. Observations now show that *all* star formation occurring in the Milky Way is associated with the dark clouds of molecular hydrogen and dust.

Stars are common. The mass of the Galactic disk plus bulge is about  $6 \times 10^{10} M_{\odot}$  (e.g. Dehnen & Binney 1998), where  $1 M_{\odot} = 1.99 \times 10^{33} \text{ g}$  is the mass of our Sun. Thus, there are of order  $10^{12}$  stars in the Milky Way, assuming standard values for the stellar mass distribution (e.g. Kroupa 2002). Stars form continuously. Roughly 10% of the disk mass of the Milky Way is in the form of gas, which is forming stars at a rate of about  $1 M_{\odot} \text{ yr}^{-1}$ . Although stars dominate the baryonic mass in the Galaxy, dark matter determines the overall mass budget: invisible material that

reveals its presence only by its contribution to the gravitational potential. The dark matter halo of our Galaxy is about ten times more massive than gas and stars together. At larger scales this imbalance is even more pronounced. Stars are estimated to make up only 0.4% of the total mass of the Universe (Lanzetta, Yahil, & Fernandez-Soto 1996), and about 17% of the total baryonic mass (Walker *et al.* 1991).

Mass is the most important parameter determining the evolution of individual stars. Massive stars with high pressures at their centers have strong nuclear fusion there, making them short-lived but very luminous, while low-mass stars are long-lived but extremely faint. For example, a star with  $5 M_{\odot}$  only lives for  $2.5 \times 10^7$  yr, while a star with  $0.2 M_{\odot}$  survives for  $1.2 \times 10^{13}$  yr, orders of magnitude longer than the current age of the universe. For comparison the Sun with an age of  $4.5 \times 10^9$  yr has reached approximately half of its life span. The relationship between mass and luminosity is quite steep with roughly  $L \propto M^{3.2}$  (Kippenhahn & Weigert 1990). During its short life a  $5 M_{\odot}$  star will shine with a luminosity of  $1.5 \times 10^4 L_{\odot}$ , while the luminosity of an  $0.2 M_{\odot}$  star is only  $\sim 10^{-3} L_{\odot}$ . For reference, the luminosity of the Sun is  $1 L_{\odot} = 3.85 \times 10^{33} \text{ erg s}^{-1}$ .

The light from star-forming external galaxies in the visible and blue wavebands is dominated by young, massive stars. This is the reason why we observe beautiful spiral patterns in many disk galaxies, like NGC 4622 shown in Figure 1, as spiral density waves lead to gas compression and subsequent star formation at the wave locations. Massive stars dominate the optical emission from external galaxies. In their brief lifetimes, massive stars do not have sufficient time to disperse in the galactic disk, so they still trace the characteristics of the instability that triggered their formation. Hence, understanding the dynamical properties of galaxies requires an understanding of how, where, and under which conditions stars form.

In a simple approach, galaxies can be seen as gravitational potential wells containing gas that has been able to radiatively cool to less than the current age of the universe. In the absence of any hindrance, the gas then collapses gravitationally to form stars on a free-fall time (Jeans 1902)

$$\tau_{\text{ff}} = \left( \frac{3\pi}{32G\rho} \right)^{1/2} = 140 \text{ Myr} \left( \frac{n}{0.1 \text{ cm}^{-3}} \right)^{-1/2}, \quad (1)$$

where  $n$  is the number density of the gas. Interstellar gas in the Milky Way consists of one part He for every ten parts H. The mass density  $\rho = \mu n$ , where we take the Galactic value for the mean mass per particle in neutral atomic gas of  $\mu = 2.11 \times 10^{-24}$  g, and  $G$  is the gravitational constant. The free-fall time  $\tau_{\text{ff}}$  is very short compared to the age of the Milky Way, about  $10^{10}$  yr. However, gas remains in the Galaxy and stars continue to form from gas that must have already been cooled below its virial temperature for many billions of years. What physical processes regulate the rate at which gas turns into stars? Another way of asking the question is, what prevented the Galactic gas from forming stars at an extremely high rate immediately after it first cooled, and being completely used up?

Observations of the star formation history of the universe demonstrate that stars did indeed form more vigorously in the past than today (e.g. Lilly *et al.* 1996, Madau *et al.* 1996, Baldry *et al.* 2002, Lanzetta *et al.* 2002), with as much as 80% of star formation in the Universe being complete by redshift  $z = 1$ , less than half of the current age of 13 Gyr ago. What mechanisms allowed rapid star formation in the past, but reduce its rate today?

The clouds of gas and dust in which stars form are dense enough, and well enough protected from dissociating UV radiation by self-shielding and dust scattering in their surface layers, for hydrogen to be mostly in molecular form in their interior. The density and velocity structure of these molecular clouds is extremely complex and follows hierarchical scaling relations that appear to be determined by supersonic turbulent motions (e.g. Blitz & Williams 1999). Molecular clouds are large, and their masses exceed the threshold for gravitational collapse by far when taking only thermal pressure into account. Just like galaxies as a whole, naively speaking, they should be contracting rapidly and forming stars at very high rate. This is generally not observed. We can define a star formation efficiency of a region as

$$\epsilon_{SF} = \dot{M}_* \tau / M, \quad (2)$$

where  $\dot{M}_*$  is the star formation rate,  $\tau$  is the lifetime of the region, and  $M$  is the total gas mass in the region (e.g. Elmegreen & Efremov 1997). The star formation efficiency of molecular clouds in the solar neighborhood is estimated to be of order of a few percent (Zuckerman & Evans 1974).

For many years it was thought that support by magnetic pressure against gravitational collapse offered the best explanation for the slow rate of star formation. In this theory, developed by Shu (1977; and see Shu, Adams, & Lizano 1987), Mouschovias (1976; and see Mouschovias 1991b,c), Nakano (1976), and others, interstellar magnetic field prevents the collapse of gas clumps with insufficient mass to flux ratio, leaving dense cores in magnetohydrostatic equilibrium. The magnetic field couples only to electrically charged ions in the gas, though, so neutral atoms can only be supported by the field if they collide frequently with ions. The diffuse interstellar medium (ISM) with number

densities  $n \simeq 1 \text{ cm}^{-3}$  (see Ferrière 2001 for a general review of ISM properties) remains highly ionized, enough that neutral-ion collisional coupling is very efficient (as we discuss below in Section III.C). In dense cores, where  $n > 10^5 \text{ cm}^{-3}$ , ionization fractions drop below parts per ten million. Neutral-ion collisions no longer couple the neutrals tightly to the magnetic field, so the neutrals can diffuse through the field. This neutral-ion drift allows gravitational collapse to proceed in the face of magnetostatic support, but on a timescale as much as an order of magnitude longer than the free-fall time, drawing out the star formation process.

In this paper we review a body of work that suggests that magnetohydrostatic support modulated by neutral-ion drift fails to explain the star formation rate, and indeed appears inconsistent with observations of star-forming regions. Instead, we suggest that control of molecular cloud formation and subsequent support by supersonic turbulence is both sufficient to explain star formation rates, and more consistent with observations. Our review focuses on how gravitationally collapsing regions form. The recent comprehensive review by Larson (2003) goes into more detail on the final stages of disk accretion and protostellar evolution.

## B. Turbulence

At this point, we need to briefly discuss the concept of turbulence, and the differences between supersonic, compressible (and magnetized) turbulence, and the more commonly studied incompressible turbulence. We mean by turbulence, in the end, nothing more than the gas flow resulting from random motions at many scales. We furthermore will use in our discussion only the very general properties and scaling relations of turbulent flows, focusing mainly on effects of compressibility. For a more detailed discussion of the complex statistical characteristics of turbulence, we refer the reader to the book by Lesieur (1997).

Most studies of turbulence treat incompressible turbulence, characteristic of most terrestrial applications. Root-mean-square (rms) velocities are subsonic, and the density remains almost constant. Dissipation of energy occurs primarily in the smallest vortices, where the dynamical scale  $\ell$  is shorter than the length on which viscosity acts  $\ell_{\text{visc}}$ . Kolmogorov (1941a) described a heuristic theory based on dimensional analysis that captures the basic behavior of incompressible turbulence surprisingly well, although subsequent work has refined the details substantially. He assumed turbulence driven on a large scale  $L$ , forming eddies at that scale. These eddies interact to form slightly smaller eddies, transferring some of their energy to the smaller scale. The smaller eddies in turn form even smaller ones, until energy has cascaded all the way down to the dissipation scale  $\ell_{\text{visc}}$ .

In order to maintain a steady state, equal amounts of energy must be transferred from each scale in the cascade to the next, and eventually dissipated, at a rate

$$\dot{E} = \eta v^3 / L, \quad (3)$$

where  $\eta$  is a constant determined empirically. This leads to a power-law distribution of kinetic energy  $E \propto v^2 \propto k^{-11/3}$ , where  $k = 2\pi/\ell$  is the wavenumber, and density does not enter because of the assumption of incompressibility. Most of the energy remains near the driving scale, while energy drops off steeply below  $\ell_{\text{visc}}$ . Because of the apparently local nature of the cascade in wavenumber space, the viscosity only determines the behavior of the energy distribution at the bottom of the cascade below  $\ell_{\text{visc}}$ , while the driving only determines the behavior near the top of the cascade at and above  $L$ . The region in between is known as the inertial range, in which energy transfers from one scale to the next without influence from driving or viscosity. The behavior of the flow in the inertial range can be studied regardless of the actual scale at which  $L$  and  $\ell_{\text{visc}}$  lie, so long as they are well separated. One statistical description of incompressible turbulent flow, the structure functions  $S_p(\vec{r}) = \langle \{v(\vec{x}) - v(\vec{x} + \vec{r})\}^p \rangle$ , has been successfully modeled by assuming that dissipation occurs in filamentary vortex tubes (She & Leveque 1994).

Gas flows in the ISM, however, vary from this idealized picture in three important ways. First, they are highly compressible, with Mach numbers  $\mathcal{M}$  ranging from order unity in the warm ( $10^4 \text{ K}$ ), diffuse ISM, up to as high as 50 in cold ( $10 \text{ K}$ ), dense molecular clouds. Second, the equation of state of the gas is very soft due to radiative cooling, so that pressure  $P \propto \rho^\gamma$  with the polytropic index falling in the range  $0.4 < \gamma < 1.2$  as a function of density and temperature (e.g. Spaans & Silk 2000, Ballesteros-Paredes, Vázquez-Semadeni, & Scalo 1999, Scalo *et al.* 1998). Third, the driving of the turbulence is not uniform, but rather comes from blast waves and other inhomogeneous processes.

Supersonic flows in highly compressible gas create strong density perturbations. Early attempts to understand turbulence in the ISM (von Weizsäcker 1943, 1951, Chandrasekhar 1949) were based on insights drawn from incompressible turbulence. An attempt to analytically derive the density spectrum and resulting gravitational collapse criterion was first made by Chandrasekhar (1951a,b). This work was followed up by several authors, culminating

in work by Sasao (1973) on density fluctuations in self-gravitating media whose interest has only been appreciated recently. Larson (1981) qualitatively applied the basic idea of density fluctuations driven by supersonic turbulence to the problem of star formation. Bonazzola et al. (1992) used a renormalization group technique to examine how the slope of the turbulent velocity spectrum could influence gravitational collapse. This approach was combined with low-resolution numerical models to derive an effective adiabatic index for subsonic compressible turbulence by Panis & Pérault (1998). Adding to the complexity of the problem, the strong density inhomogeneities observed in the ISM can be caused not only by compressible turbulence, but also by thermal phase transitions (Field, Goldsmith, & Habing 1969, McKee & Ostriker 1977, Wolfire *et al.* 1995) or gravitational collapse (e.g. Kim & Ostriker 2001).

In supersonic turbulence, shock waves offer additional possibilities for dissipation. Shock waves can also transfer energy between widely separated scales, removing the local nature of the turbulent cascade typical of incompressible turbulence. The spectrum may shift only slightly, however, as the Fourier transform of a step function representative of a perfect shock wave is  $k^{-2}$ . Integrating in three dimensions over an ensemble of shocks, the differential energy spectrum  $E(k)dk = \rho v^2(k)k^2dk \propto k^{-2}dk$ . This is just the compressible energy spectrum reported by Porter & Woodward (1992) and Porter, Pouquet, & Woodward (1992, 1994). They also found that even in supersonic turbulence, the shock waves do not dissipate all the energy, as rotational motions continue to contain a substantial fraction of the kinetic energy, which is then dissipated in small vortices. Boldyrev (2002) has proposed a theory of velocity structure function scaling based on the work of She & Leveque (1994) using the assumption that dissipation in supersonic turbulence primarily occurs in sheet-like shocks, rather than linear filaments at the centers of vortex tubes. First comparisons to numerical models show good agreement with this model (Boldyrev, Nordlund, & Padoan 2002a), and it has been extended to the density structure functions by Boldyrev, Nordlund, & Padoan (2002b). Transport properties of supersonic turbulent flows in the astrophysical context have been discussed by Avillez & Mac Low (2002) and Klessen & Lin (2003).

The driving of interstellar turbulence is neither uniform nor homogeneous. Controversy still reigns over the most important energy sources at different scales, but we make the argument in Section VI.C that isolated and correlated supernovae dominate. However, it is not yet understood at what scales expanding, interacting blast waves contribute to turbulence. Analytic estimates have been made based on the radii of the blast waves at late times (Norman & Ferrara 1996), but never confirmed with numerical models (much less experiment). Indeed, the thickness of the blast waves may be more important than the radii.

Finally, the interstellar gas is magnetized. Although magnetic field strengths are difficult to measure, with Zeeman line splitting being the best quantitative method, it appears that fields within an order of magnitude of equipartition with thermal pressure and turbulent motions are pervasive in the diffuse ISM, most likely maintained by a dynamo driven by the motions of the interstellar gas (e.g. Ferrière 1992). A model for the distribution of energy and the scaling behavior of strongly magnetized, incompressible turbulence based on the interaction of shear Alfvén waves is given by Goldreich & Sridhar (1995, 1997) and Ng & Bhattacharjee (1996). They found that an anisotropic Kolmogorov spectrum  $k^{-5/3}$  best describes the one-dimensional (1D) energy spectrum, rather than the  $k^{-3/2}$  spectrum first proposed by Iroshnikov (1963) and Kraichnan (1965). These results have been confirmed by Verma *et al.* (1996) using numerical models, and by Verma (1999) using a renormalization group approach. The scaling properties of the structure functions of such turbulence was derived from the work of She & Leveque (1994) by Müller & Biskamp (2000; also see Biskamp & Müller 2000) by assuming that dissipation occurs in current sheets. A theory of weakly compressible turbulence applicable in particular to small scales in the ISM has been derived by Lithwick & Goldreich (2001), but little progress has been made towards analytic models of strongly compressible magnetohydrodynamic (MHD) turbulence with  $\mathcal{M} \gg 1$ . See, however, the reviews by Cho, Lazarian, & Vishniac (2002), and Cho & Lazarian (2003). In particular, an analytic theory of the non-linear density fluctuations characteristic of such turbulence remains lacking.

### C. Outline

With the above in mind, we suggest that stellar birth is regulated by interstellar turbulence and its interplay with gravity. Turbulence, even if strong enough to counterbalance gravity on global scales, will usually provoke collapse on smaller scales. Supersonic turbulence establishes a complex network of interacting shocks, where converging flows generate regions of high density. This density enhancement can be sufficient for gravitational instability. Collapse sets in. However, the random flow that creates local density enhancements also may disperse them again. Hence, the efficiency of star formation (eq. 2) depends strongly on the properties of the underlying turbulent velocity field, on its driving lengthscale and strength relative to gravitational attraction. This principle holds for star formation throughout all scales considered in this review, ranging from small star forming regions up to galaxies as a whole.

To lay out this picture of star formation in more detail, we first outline the observed properties of star-forming interstellar clouds, and the distribution of stellar masses that form there in Section II. We then critically discuss the historical development of star formation theory in Section III. We begin the section by describing the classical dynamic theory, and then move on to the so-called standard theory, where the star formation process is controlled by magnetic fields. After describing the theoretical and observational problems that both approaches have, we present work in Section IV that leads us to the argument that star formation is controlled by the interplay between gravity and supersonic turbulence. The theory is applied to individual star forming regions in Section V, where we investigate the implications for stellar clusters, protostellar cores (the direct progenitors of individual stars), binary stars, protostellar mass accretion, and the subsequent distribution of stellar masses. In Section VI, we discuss the control of star formation by supersonic turbulence on galactic scales. We first examine the formation and destruction of star-forming molecular clouds in light of models of turbulent flow. We then ask when is star formation efficient in galaxies? We review the energetics of the possible mechanisms that generate and maintain supersonic turbulence in the interstellar medium, and come to the conclusion that supernova explosions accompanying the death of massive stars are the most likely agents. Then we briefly apply the theory to various types of galaxies, ranging from low surface brightness galaxies to massive star bursts. Finally, in Section VII we summarize, and describe unsolved problems open for future research.

## II. OBSERVATIONS

All present day star formation takes place in molecular clouds (e.g. Blitz 1993, Williams, Blitz, & McKee 2000), so it is vital to understand the properties, dynamical evolution and fragmentation of molecular clouds in order to understand star formation. We begin this section by describing the composition (Section II.A) and density and velocity structure (Section II.B) of molecular clouds. We then discuss turbulent support of clouds against gravitational collapse (Section II.C), and introduce the observed scaling relations and their relation to the turbulent flow (Section II.D). Finally, we describe observations of protostellar cores (Section II.E) and of the initial mass function of stars (Section II.F).

### A. Composition of molecular clouds

Molecular clouds are density enhancements in the interstellar gas dominated by molecular  $H_2$  rather than the atomic H typical of the rest of the ISM (e.g. Ferrière 2001), mainly because they are opaque to the UV radiation that elsewhere dissociates the molecules. In the plane of the Milky Way, interstellar gas has been extensively reprocessed by stars, so the metallicity<sup>1</sup> is close to the solar value  $Z_\odot$ , while in other galaxies with lower star formation rates, the metallicity can be as little as  $10^{-3}Z_\odot$ . The refractory elements condense into dust grains, while others form molecules. The properties of the dust grains change as the temperature drops within the cloud, probably due to the freezing of volatiles such as water and ammonia (e.g. Goodman *et al.* 1995). This has important consequences for the radiation transport properties and the optical depth of the clouds. The presence of heavier elements such as carbon, nitrogen, and oxygen determines the heating and cooling processes in molecular clouds (e.g. Genzel 1991). In addition, continuum emission from dust and emission and absorption lines emitted by molecules formed from these elements are the main observational tracers of cloud structure, as cold molecular hydrogen is very difficult to observe. Radio and sub-millimeter telescopes mostly concentrate on thermal continuum from dust and the rotational transition lines of carbon, oxygen and nitrogen molecules (e.g. CO,  $NH_3$ , or  $H_2O$ ). By now, several hundred different molecules have been identified in the interstellar gas. An overview of the application of different molecules as tracers for different physical conditions can be found in the reviews by van Dishoeck *et al.* (1993), Langer *et al.* (2000), van Dishoeck & Hogerheijde (2000).

---

<sup>1</sup>Metallicity in astrophysics is usually defined as the fraction of heavy elements relative to hydrogen. It averages over local variations in the abundance of the different elements caused by varying chemical enrichment histories.

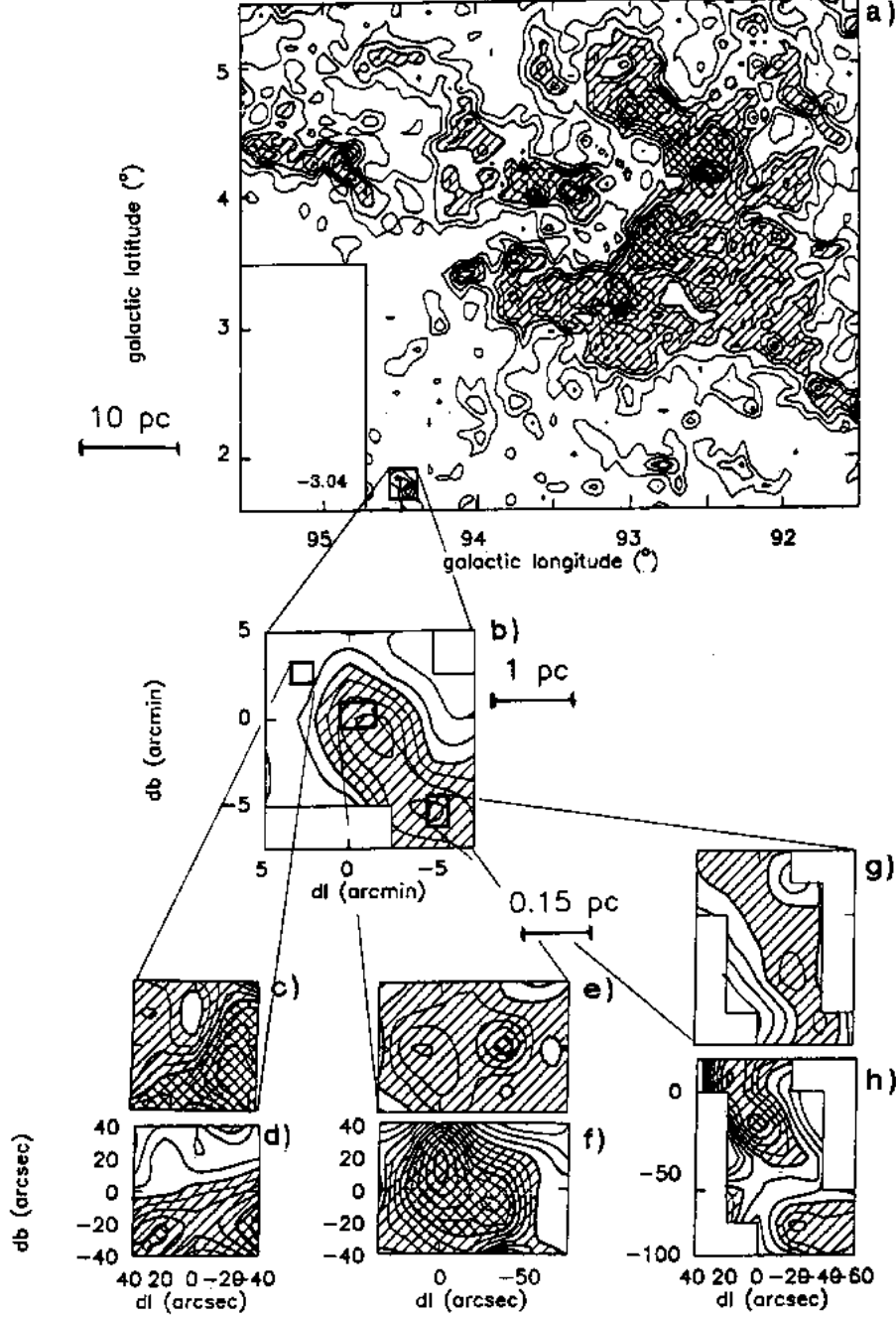


FIG. 2. Maps of the molecular gas in the Cygnus OB7 complex. (a) Large scale map of the  $^{13}\text{CO}$  ( $J = 1 - 0$ ) emission. The first level and the contour spacing are 0.25 K. (b) Map of the same transition line of a sub-region with higher resolution (first contour level and spacing are 0.3 K). Both maps were obtained with the Bordeaux telescope. (c)  $^{12}\text{CO}$  ( $J = 1 - 0$ ) and (d)  $^{13}\text{CO}$  ( $J = 1 - 0$ ) emission from the most transparent part of the field. (e)  $^{13}\text{CO}$  ( $J = 1 - 0$ ) and (f)  $\text{C}^{18}\text{O}$  ( $J = 1 - 0$ ) emission from the most opaque field. (g)  $^{13}\text{CO}$  ( $J = 1 - 0$ ) and (h)  $\text{C}^{18}\text{O}$  ( $J = 1 - 0$ ) emission from a filamentary region with medium density. The indicated linear sizes are given for a distance to Cygnus OB7 of 750 pc. (The figure is from Falgarone *et al.* 1992).

## B. Density and velocity structure of molecular clouds

Emission line observations of molecular clouds reveal clumps and filaments on all scales accessible by present day telescopes. Typical parameters of different regions in molecular clouds are listed in Table III, adopted from Cernicharo



(1991). The mass spectrum of clumps in molecular clouds appears to be well described by a power law, indicating self-similarity: there is no natural mass or size scale between the lower and upper limits of the observations. The largest molecular structures considered to be single objects are giant molecular clouds (GMCs), which have masses of  $10^5$  to  $10^6 M_\odot$ , and extend over a few tens of parsecs. The smallest observed structures are protostellar cores with masses of a few solar masses or less and sizes of  $\lesssim 0.1$  pc, and less-dense clumps of similar size. The volume filling factor  $\langle n \rangle / n$  (where  $n$  is the local density, while  $\langle n \rangle$  is the average density of the cloud) of dense clumps, even denser subclumps and so on, is rather small, ranging from 10% down to 0.1% at densities of  $n > 10^5 \text{ cm}^{-3}$  (e.g. McKee 1999). Star formation always occurs in the densest regions within a cloud, so only a small fraction of molecular cloud matter is actually involved in building up stars, while the bulk of the material remains at lower densities.

The density structure of molecular clouds is best inferred from the column density of dust, which can be observed either via its thermal emission at millimeter wavelengths in dense regions (e.g. Testi & Sargent 1998, Motte, André, & Neri 1998), or via its extinction of background stars in the infrared, if a uniform screen of background stars is present (Lada *et al.* 1994, Alves, Lada, & Lada 2001). Deriving density and mass from thermal emission requires modeling the temperature profile, which depends on optically thick radiative transfer through uncertain density distributions. Infrared extinction, on the other hand, requires only suitable background stars. Reliance on the near-IR color excess to measure column densities ensures a much greater dynamic range than optical extinction. This method has been further developed by Cambrésy *et al.* (2002) who use an adaptive grid to extract maximum information from non-uniform background star fields. It turns out that the higher the column density in a region, the higher the variation in extinction among stars behind that region (Lada *et al.* 1994). Padoan & Nordlund (1999) demonstrated this to be consistent with a super-Alfvénic turbulent flow, while Alves *et al.* (2001) modeled it with a single cylindrical filament with density  $\rho \propto r^{-2}$ . Because turbulence forms many filaments, it is not clear that these two descriptions are actually contradictory (Padoan, 2001, private communication), although the identification of a single filament would then suggest that a minimum scale for the turbulence has been identified.

A more general technique is emission in optically thin spectral lines. The best candidates are  $^{13}\text{CO}$  and  $\text{C}^{18}\text{O}$ , though CO freezes out in the very densest regions (with visual extinctions above  $A_V \simeq 10$  magnitudes, see Alves, Lada, & Lada, 1999). CO observations are therefore only sensitive to gas at relatively low densities  $n \lesssim 10^5 \text{ cm}^{-3}$ , and are limited in dynamic range to at most two decades of column density. The colder the gas, the lower the column density at which lines will become optically thick. Nevertheless, the development of sensitive radio receivers in the 1980's first made it feasible to map an entire molecular cloud region with high spatial and spectral resolution to obtain quantitative information about the overall density structure.

The hierarchy of clumps and filaments spans all observable scales (e.g. Falgarone, Puget, & Perault 1992, Falgarone & Phillips 1996, Wiesemeyer *et al.* 1997) extending down to individual protostars studied with millimeter-wavelength interferometry (Ward-Thompson *et al.* 1994, Langer *et al.* 1995, Gueth *et al.* 1997, Motte *et al.* 1998, Testi & Sargent 1998, Ward-Thompson, Motte, & André 1999, Bacmann *et al.* 2000, Motte *et al.* 2001). This is illustrated in Figure 2, which shows  $^{13}\text{CO}$ ,  $^{12}\text{CO}$  and  $\text{C}^{18}\text{O}$  maps of a region in the Cygnus OB7 complex at three levels of successively higher resolution (from Falgarone *et al.* 1992). At each level, the molecular cloud appears clumpy and highly structured. When observed with higher resolution, each clump breaks up into a filamentary network of smaller clumps. Unresolved features exist even at the highest resolution. The ensemble of clumps identified in this survey covers a mass range from about  $1 M_\odot$  up to a few  $100 M_\odot$  and densities  $50 \text{ cm}^{-3} < n(\text{H}_2) < 10^4 \text{ cm}^{-3}$ . These values are typical for all studies of cloud clump structure, with higher densities being reached primarily in protostellar cores.

The distribution of clump masses is consistent with a power law of the form

$$\frac{dN}{dm} \propto m^\alpha, \quad (4)$$

with  $-1.3 < \alpha < -1.9$  in molecular line studies (Carr 1987, Stutzki & Güsten 1990, Lada, Bally, & Stark 1991, Williams, de Geus, & Blitz 1994, Onishi *et al.* 1996, Kramer 1998, Heithausen *et al.* 1998). Dust continuum studies, which pick out the highest column density regions, find steeper values of  $-1.9 < \alpha < -2.5$  (Testi & Sargent 1998, Motte *et al.* 1998; also see the discussion in Ossenkopf, Klessen, & Heitsch 2001), similar to the stellar mass spectrum. The power-law mass spectrum is often interpreted as a manifestation of fractal density structure (e.g. Elmegreen & Falgarone 1996). However, the full physical meaning remains unclear. In most studies molecular cloud clumps are determined either by a Gaussian decomposition scheme (Stutzki & Güsten 1990) or by the attempt to define (and separate) clumps following density peaks (Williams *et al.* 1994). There is no one-to-one correspondence between the identified clumps in either method, however. Furthermore, molecular clouds are only seen in projection, so one only measures column density instead of volume density. It remains unproven that all regions of high density also have high column density, and vice-versa. Even when velocity information is taken into account, the real 3D structure of the cloud remains elusive. In particular, it can be demonstrated in models of interstellar turbulence that single

clumps identified in simulated observational cubes (position-position-velocity space) tend to separate into multiple clumps in real 3D space (Ostriker *et al.* 2001, Ballesteros-Paredes & Mac Low 2002). This effect acts over regions of velocity width similar to the velocity dispersion, enough to confound clumps even in clouds showing large-scale velocity gradients. These projection effects leave clump mass spectra as poor statistical tools for characterizing molecular cloud structure.

Other means to quantify the structural and dynamical properties of molecular clouds involve correlations and probability distribution functions (PDFs) of dynamical variables. Two-point correlation functions have been studied by many authors, including Scalo (1984), Kleiner & Dickman (1987), Kitamura *et al.* (1993), Miesch & Bally (1994), LaRosa, Shore & Magnani (1999), and Ballesteros-Paredes, Vázquez-Semadeni, & Goodman (2002), while other studies have concentrated on analyzing the PDFs of the column density in observations, both physical and column density in computational models, and of dynamical observables such as the centroid velocities of molecular lines and their differences. The density PDF has been used to characterize numerical simulations of the interstellar medium by Vázquez-Semadeni (1994), Padoan, Nordlund, & Jones (1997), Passot, & Vázquez-Semadeni (1998), Scalo *et al.* (1998), and Klessen (2000). Velocity PDFs for several star-forming molecular clouds have been determined by Miesch & Scalo (1995) and Miesch, Scalo & Bally (1999). Lis *et al.* (1996, 1998) analyzed snapshots of a numerical simulation of mildly supersonic, decaying turbulence (without self-gravity) by Porter, Pouquet, & Woodward (1994) and applied the method to observations of the  $\rho$ -Ophiuchus cloud. The observed PDFs exhibit strong non-Gaussian features, often being nearly exponential with possible evidence for power-law tails in the outer parts. Further methods to quantify molecular cloud structure involve spectral correlation methods (Rosolowsky *et al.* 1999), principal component analysis (Heyer & Schloerb 1997), or pseudometric methods used to describe and rank cloud complexity (Wiseman & Adams 1994, Adams & Wiseman 1994).

A technique especially sensitive to the amount of structure on different spatial scales is wavelet analysis (e.g. Gill & Henriksen 1990; Langer, Wilson, & Anderson 1993). In particular, the  $\Delta$ -variance, introduced by Stutzki *et al.* (1998), provides a good separation of noise and observational artifacts from the real cloud structure. For isotropic systems its slope is directly related to the spectral index of the corresponding Fourier power spectrum. It can be applied in an equivalent way both to observational data and gas dynamic and MHD turbulence simulations, allowing a direct comparison, as discussed by Mac Low & Ossenkopf (2000), Bensch, Stutzki, & Ossenkopf (2001), and Ossenkopf & Mac Low (2002). They find that the structure of low-density gas in molecular clouds is dominated by large-scale modes and, equivalently, the velocity field by large-scale motions. This means that molecular cloud turbulence is likely to be driven from the outside, by sources acting external to the cloud on scales of at least several tens of parsec (Ossenkopf & Mac Low 2002).

The observational findings are different, however, when focusing on high-density gas in star forming regions. In this case, the  $\Delta$ -variance clearly shows that the density structure is dominated by individual protostellar cores at the smallest resolved scales (Ossenkopf *et al.* 2001). This effect is best seen in dust emission because it is able to trace large density contrasts. Alternatively, dust extinction maps may also prove to be useful in this context (see e.g. Alves *et al.* 2000 for the Bok globule B68; or Padoan, Cambr sy, & Langer 2002 for the Taurus molecular cloud). As CO line emission maps mostly trace the tenuous gas between dense cores, they miss the small-scale features and pick up the overall density structure which is dominated by large-scale modes (Ossenkopf *et al.* 2001).

### C. Support of molecular clouds

Molecular clouds are cold (e.g. Cernicharo 1991). The kinetic temperature inferred from molecular line ratios is typically about 10 K for dark, quiescent clouds and dense cores in GMCs that are shielded from UV radiation by high column densities of dust, while it can reach 50–100 K in regions heated by UV radiation from high-mass stars. For example, the temperature of gas and dust behind the Trapezium cluster in Orion is about 50 K. In cold regions, the only heat sources are cosmic rays and dissipation of turbulence, while cooling comes from emission from dust and abundant molecular species. The thermal structure of the gas is related to its density distribution and its chemical abundance, so it is remarkable that over a wide range of gas densities and metallicities the equilibrium temperature remains almost constant in a small range around  $T \approx 10$  K (Goldsmith & Langer 1978, Goldsmith 2001). In the absence of strong UV irradiation, the approximation of isothermality only breaks down when the cloud becomes dense enough to be opaque to cooling radiation, so that heat can no longer be radiated away efficiently. This occurs at gas density  $n(\text{H}_2) > 10^{10} \text{cm}^{-3}$ . The equation of state then moves from isothermal with polytropic exponent  $\gamma = 1$  to adiabatic, with  $\gamma = 7/5$  being appropriate for molecular hydrogen (see e.g. Tohline 1982 and references therein).

Despite their low temperatures, the densities in molecular clouds are so high that their pressures exceed the average interstellar pressure by an order of magnitude or more. Typical interstellar pressures lie around  $10^{-13} \text{erg cm}^{-3}$  (e.g.

Jenkins & Shaya 1979, Bowyer *et al.* 1995), while at a temperature of 10 K and a density of  $10^3 \text{ cm}^{-3}$ , the pressure in a typical molecular cloud exceeds  $10^{-12} \text{ erg cm}^{-3}$ . Gravitational confinement was traditionally cited to explain the high pressures observed in GMCs (Kutner *et al.* 1977; Elmegreen, Lada, & Dickinson 1979; Blitz 1993; Williams *et al.* 2000). Their masses certainly exceed by orders of magnitude the critical mass for gravitational stability  $M_J$  defined by Eq. (14), computed from their average density and temperature. However, if only thermal pressure opposed gravitational attraction, they should be collapsing and very efficiently forming stars on a free-fall timescale (Eq. 1). That is not the case. Within molecular clouds, low-mass gas clumps appear highly transient and pressure confined rather than being bound by self-gravity. Self-gravity appears to dominate only in the most massive individual cores, where star formation actually is observed (Williams, Blitz, & Stark 1995; Yonekura *et al.* 1997; Kawamura *et al.* 1998; Simon *et al.* 2001).

In the short lifetimes of molecular clouds (Section VI.A) they likely never reach a state of dynamical equilibrium (Ballesteros-Paredes *et al.* 1999a; Elmegreen 2000). This is in contrast to the classical picture that sees molecular clouds as long-lived equilibrium structures (Blitz & Shu 1980). The overall star formation efficiency (eq. 2) on scales of molecular clouds as a whole is low in our Galaxy, of order of 10% or smaller (Zuckerman & Evans 1974). Only a small fraction of molecular cloud material associated with the highest-density regions is actually forming stars. The bulk of observed molecular cloud material is inactive, in a more tenuous state between individual star forming regions.

Except on the scales of isolated protostellar cores, the observed line widths are always wider than implied by the excitation temperature of the molecules. This is interpreted as the result of bulk motion associated with turbulence. We will argue in this review that it is this interstellar turbulence that determines the lifetime and fate of molecular clouds, and so their ability to collapse and form stars.

Magnetic fields have long been discussed as a stabilizing agent in molecular clouds. However, magnetic fields with average field strength of  $10 \mu\text{G}$  (Verschuur 1995a,b; Troland *et al.* 1996, Crutcher 1999) cannot stabilize molecular clouds as a whole. This is particularly true on scales of individual protostars, where magnetic fields appear too weak to impede gravitational collapse in essentially all cases observed (see Section III.D). Furthermore, magnetic fields cannot prevent turbulent velocity fields from decaying quickly (see the discussion in Section IV.A).

Molecular clouds appear to be transient features of the turbulent flow of the interstellar medium (Ballesteros-Paredes *et al.* 1999a). Just as Lyman- $\alpha$  clouds in the intergalactic medium were shown to be transient objects formed in the larger scale cosmological flow (Cen *et al.* 1994, Zhang, Anninos, & Norman 1995) rather than stable objects in gravitational equilibrium (Rees 1986, Ikeuchi 1986), molecular clouds may never reach an equilibrium configuration. The high pressures seen in molecular clouds can be produced by ram pressure from converging supersonic flows in the ISM (see Section VI.A). So long as the flow persists, it confines the cloud, and supplies turbulent energy. When the flow ends, the cloud begins to expand at its sound speed, eventually dissipating into the ISM (Vázquez-Semadeni, Shadmehri, & Ballesteros-Paredes 2002). Further shocks may help this process along.

#### D. Scaling relations for molecular clouds

Observations of molecular clouds exhibit correlations between various properties, such as clump size, velocity dispersion, density and mass. Larson (1981) first noted, using data from several different molecular cloud surveys, that the density  $\rho$  and the velocity dispersion  $\sigma$  appear to scale with the cloud size  $R$  as

$$\rho \propto R^\alpha \tag{5}$$

$$\sigma \propto R^\beta, \tag{6}$$

with  $\alpha$  and  $\beta$  being constant scaling exponents. Many studies have been done of the scaling properties of molecular clouds. The most commonly quoted values of the exponents are  $\alpha \approx -1.15 \pm 0.15$  and  $\beta \approx 0.4 \pm 0.1$  (e.g. Dame *et al.* 1986, Myers & Goodman 1988, Falgarone *et al.* 1992, Fuller & Myers 1992, Wood, Myers, & Daugherty 1994, Caselli & Myers 1995). However, the validity of these scaling relations is the subject of strong controversy and significantly discrepant values have been reported by Carr (1987) and Loren (1989), for example.

The above standard values are often interpreted in terms of the virial theorem (Larson 1981, Caselli & Myers 1995). If one assumes virial equilibrium, Larson's relations (Eq.'s 5 and 6) are not independent. For  $\alpha = -1$ , which implies constant column density, a value of  $\beta = 0.5$  suggests equipartition between self-gravity and the turbulent velocity dispersion, such that the ratio between kinetic and potential energy is constant with  $E_{\text{kin}}/|E_{\text{pot}}| = \sigma^2 R / (2GM) \approx 1/2$ . Note, that for any arbitrarily chosen value of the density scaling exponent  $\alpha$ , a corresponding value of  $\beta$  obeying equipartition can always be found (Vázquez-Semadeni & Gazol 1995). Equipartition is usually interpreted as indicating virial equilibrium in a static object. However, Ballesteros-Paredes *et al.* (1999b) pointed out that in a dynamic,

turbulent environment, the other terms of the virial equation (McKee & Zweibel 1992) can have values as large as or larger than the internal kinetic and potential energy. In particular, the changing shape of the cloud will change its moment of inertia, and turbulent flows will produce large fluxes of kinetic energy through the surface of the cloud. As a result, equipartition between internal kinetic and potential energy does not necessarily imply virial equilibrium.

Kegel (1989) and Scalo (1990) proposed that the density-size relation may be a mere artifact of the limited dynamic range in the observations, rather than reflecting a real property of interstellar clouds. In particular, in the case of molecular line data, the observations are restricted to column densities large enough for the tracer molecule to be shielded against photodissociating UV radiation, but small enough for the lines to remain optically thin. With limited integration times, most CO surveys tend to select objects in an even smaller range of column densities, giving roughly constant column density, which automatically implies  $\rho \propto R^{-1}$ . Surveys with longer integration times, and therefore larger dynamic ranges, seem to exhibit an increasingly large scatter in density-size plots, as seen, for example, in the data of Falgarone *et al.* (1992). Results from numerical simulations, which are free from observational bias, indicate the same trend (Vázquez-Semadeni, Ballesteros-Paredes, & Rodríguez 1997). Three-dimensional simulations of supersonic turbulence (Mac Low 1999) were used by Ballesteros-Paredes & Mac Low (2002) to perform a comparison of clumps measured in physical space to clumps observed in position-position-velocity space. They found no relation between density and size in physical space, but a clear trend of  $\rho \propto R^{-1}$  in the simulated observations, caused simply by the tendency of clump-finding algorithms to pick out clumps with column densities close to the local peak values. Also, for clumps within molecular clouds, the structures identified in CO often do not correspond to those derived from higher-density tracers (see e.g. Langer *et al.* 1995, Bergin *et al.* 1997, Motte *et al.* 1998 for observational discussion, and Ballesteros-Paredes & Mac Low 2002 for theoretical discussion). In summary, the existence of a physical density-size relation appears doubtful.

The velocity-size relation appears less prone to observational artifacts. Although some measurements of molecular clouds do not seem to exhibit this correlation (e.g. Loren 1989, or Plume *et al.* 1997), it does appear to be a real property of the cloud. It is often explained using the standard (though incomplete) argument of virial equilibrium. In supersonic turbulent flows, however, the scaling relation is a natural consequence of the characteristic energy spectrum  $E(k) \propto k^{-2}$  in an ensemble of shocks, even in the complete absence of self-gravity (Ossenkopf & Mac Low 2002, Ballesteros-Paredes & Mac Low 2002, Boldyrev, Nordlund, & Padoan 2002). Larger scales carry more energy, leading to a relation between velocity dispersion and size that empirically reproduces the observed relation. Thus, although the velocity-size relation probably does exist, its presence does not argue for virial equilibrium, or even energy equipartition, but rather for the presence of a supersonic turbulent cascade.

## E. Protostellar cores

### 1. From cores to stars

Protostellar cores are the direct precursors of stars. The transformation of cloud cores into stars can be conveniently subdivided into four observationally motivated phases (e.g. Shu *et al.* 1987, André *et al.* 2000).

(a) The *prestellar phase* describes the isothermal gravitational contraction of molecular cloud cores before the formation of the central protostar. Prestellar cores are cold and are best observed in molecular lines or dust emission. The isothermal collapse phase ends when the inner parts reach densities of  $n(\text{H}_2) \approx 10^{10} \text{ cm}^{-3}$ . Then the gas and dust become optically thick, so the heat generated by the collapse can no longer freely radiate away (e.g. Tohline 1982). The central region begins to heat up, and contraction pauses. As the temperature increases to  $T \approx 2000 \text{ K}$  molecular hydrogen begins to dissociate, absorbing energy. The core becomes unstable again and collapse sets in anew. Most of the released gravitational energy goes into the dissociation of  $\text{H}_2$  so that the temperature rises only slowly. This situation is similar to the first isothermal collapse phase. When all molecules in the core are dissociated, the temperature rises sharply and pressure gradients again halt the collapse. This second hydrostatic object is the true protostar.

(b) The cloud core then enters the *class 0 phase* of evolution, in which the central protostar grows in mass by the accretion of infalling material from the outer parts of the original cloud core. Higher angular momentum material first falls onto a disk and then gets transported inwards by viscous processes. In this phase star and disk are deeply embedded in an envelope of gas and dust. The mass of the envelope  $M_{\text{env}}$  greatly exceeds the total mass  $M_*$  of star and disk together. The main contribution to the total luminosity is accretion, and the system is best observed at sub-millimeter and infrared wavelengths.

(c) At later times, powerful protostellar outflows develop that clear out the envelope along the rotational axis. This is the *class I phase* during which the system is observable in infrared and optical wavebands, and for which

$M_{\text{env}} \ll M_*$ . In optical light the central protostar is only visible when looking along the outflow direction.

(d) In the *class II phase*, the envelope has disappeared, because all available gas has either been accreted or dispersed by the outflow. The protostar no longer accretes, and it enters the classical pre-main sequence contraction phase. It still is surrounded by a tenuous disk of gas and dust with a mass of order  $10^{-3}$  that of the star. The disk adds an infrared excess to the spectral energy distribution of the system, which is dominated by the stellar Planck spectrum at visible wavelengths (e.g. Beckwith 1999). This is the stage during which planets are believed to form (e.g. Lissauer 1993, Ruden 1999). Protostellar systems in this stage are commonly called T Tauri stars (Bertout 1989). As time evolves further the disk becomes more and more depleted until only a tenuous dusty debris disk remains that is long-lived and can last (i.e. continuously reform from collisions of planetesimals) into and throughout the stellar main-sequence phase (Zuckerman 2001).

Detailed calculations of all phases of dynamical collapse assuming spherical symmetry are presented by Masunaga, Miyama, & Inutsuka (1998), Masunaga & Inutsuka (2000a,b), Wuchterl & Klessen (2001), and Wuchterl & Tscharnuter (2003).

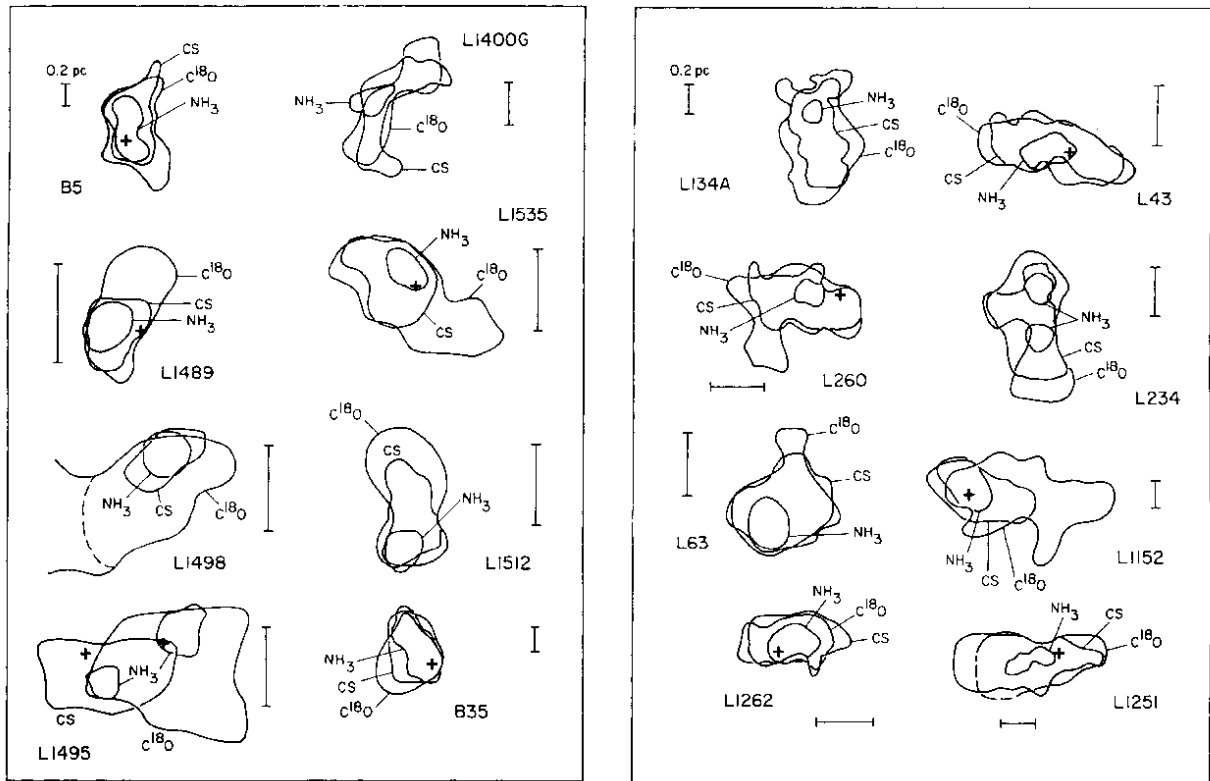


FIG. 3. Intensity contours at half maximum of 16 dense cores in dark clouds, in the  $1.3 \text{ cm } (J, k) = (1, 1)$  lines of  $\text{NH}_3$ , in the  $3.0 \text{ mm } J = 2 \rightarrow 1$  line of  $\text{CS}$ , and the  $2.7 \text{ mm } J = 1 \rightarrow 0$  line of  $\text{C}^{18}\text{O}$ . A linear scale of  $0.2 \text{ pc}$  is indicated in each individual map and associated protostars are specified by a cross. The figure is from Myers *et al.* (1991).

## 2. Properties of protostellar cores

A number of small, dense molecular cores have been identified by low angular resolution, molecular line surveys of nearby dark clouds (e.g. Benson & Myers 1989, Myers *et al.* 1991), as illustrated in Figure 3. About half of them are associated with protostars, i.e. they are in the class 0 or I phase of evolution as inferred from the presence of low-luminosity IRAS sources and CO outflows, while the other half are observed to still be in their prestellar phase (e.g. Beichman *et al.* 1986, André *et al.* 2000). One of the most notable properties of the sampled cores are their very

narrow line widths. These are very close to the line widths expected for thermal broadening alone and, as a result, many of the cores appear approximately gravitationally virialized (e.g. Myers 1983). They are thought either to be in the very early stage of gravitational collapse or to have subsonic turbulence supporting the clump. A comparison of the line widths of cores with embedded protostellar objects (i.e. with associated IRAS sources) and the starless cores reveals a substantial difference. Typically, cores with infrared sources exhibit broader lines, which suggests the presence of a considerable turbulent component not present in starless cores. This may be caused by the central protostar feeding back energy and momentum into its surrounding envelope. Molecular outflows associated with many of the sources may be a direct indication of this process.

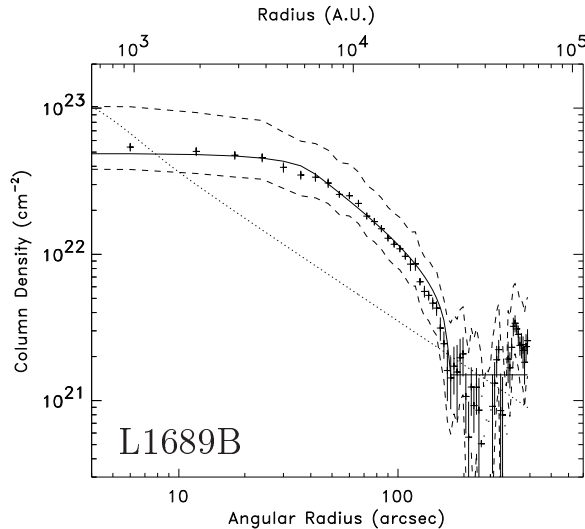


FIG. 4. Radial column density profile of the prestellar core L1689B derived from combined infrared absorption and 1.3 mm continuum emission maps. Crosses show the observed values with the corresponding statistical errors, while the total uncertainties in the method are indicated by the dashed lines. For comparison, the solid line denotes the best-fitting Bonnor-Ebert sphere and the dotted line the column density profile of a singular isothermal sphere. The observed profile is well reproduced by an unstable Bonnor-Ebert sphere with a density contrast of  $\sim 50$ , see Bacmann *et al.* 2000 for a further details.

The advent of a new generation of infrared detectors and powerful receivers in the radio and sub-millimeter wavebands in the late 1990's made it possible to determine the radial column density profiles of prestellar cores with high sensitivity and resolution (e.g. Ward-Thompson *et al.* 1994, André *et al.* 1996, Motte, André, and Neri 1998, Ward-Thompson *et al.* 1999, Bacmann *et al.* 2000, Motte & André 2001). These studies show that starless cores typically have flat inner density profiles out to radii of a few hundredths of a parsec, followed by a radial decline of roughly  $\rho \propto 1/r^2$  and possibly a sharp outer edge at radii 0.05–0.3 pc (e.g. André *et al.* 2000). This is illustrated in Figure 4 which shows the observed column density of the starless core L1689B derived from combining mid-infrared absorption maps with 1.3 mm dust continuum emission maps (from Bacmann *et al.* 2000). Similar profiles have been derived independently from dust extinction studies (Lada *et al.* 1994, Alves *et al.* 2001). Protostellar cores often are elongated or cometary shaped and appear to be parts of filamentary structures that connect several objects.

The various theoretical approaches to explain the observed core properties are discussed and compared in Section V.B.

## F. The observed IMF

Hydrogen-burning stars can only exist in a finite mass range

$$0.08 \lesssim m \lesssim 100, \quad (7)$$

where the dimensionless mass  $m \equiv M/(1 \text{ M}_\odot)$ . Objects with  $m \lesssim 0.08$  do not have central temperatures and pressures high enough for hydrogen fusion to occur. If they are larger than about ten times the mass of Jupiter,  $m > 0.01$ , they are called brown dwarfs, or more generally substellar objects (e.g. Burrows *et al.* 1993, Laughlin & Bodenheimer 1993;

or for a review Burrows *et al.* 2001). Stars with  $m > 100$ , on the other hand, blow themselves apart by radiation pressure (e.g. Phillips 1994).

It is complicated and laborious to estimate the IMF in our Galaxy empirically. The first such determination from the solar neighborhood (Salpeter 1955) showed that the number  $\xi(m)dm$  of stars with masses in the range  $m$  to  $m + dm$  can be approximated by a power-law relation

$$\xi(m)dm \propto m^{-\alpha}dm, \quad (8)$$

with index  $\alpha \approx 2.35$  for stars in the mass range  $0.4 \leq m \leq 10$ . However, approximation of the IMF with a single power-law is too simple. Miller & Scalo (1979) introduced a log-normal functional form, again to describe the IMF for Galactic field stars in the vicinity of the Sun,

$$\log_{10} \xi(\log_{10} m) = A - \frac{1}{2(\log_{10} \sigma)^2} \left[ \log_{10} \left( \frac{m}{m_0} \right) \right]^2. \quad (9)$$

This analysis has been repeated and improved by Kroupa, Tout, & Gilmore (1990), who derive values

$$\begin{aligned} m_0 &= 0.23, \\ \sigma &= 0.42, \\ A &= 0.1. \end{aligned} \quad (10)$$

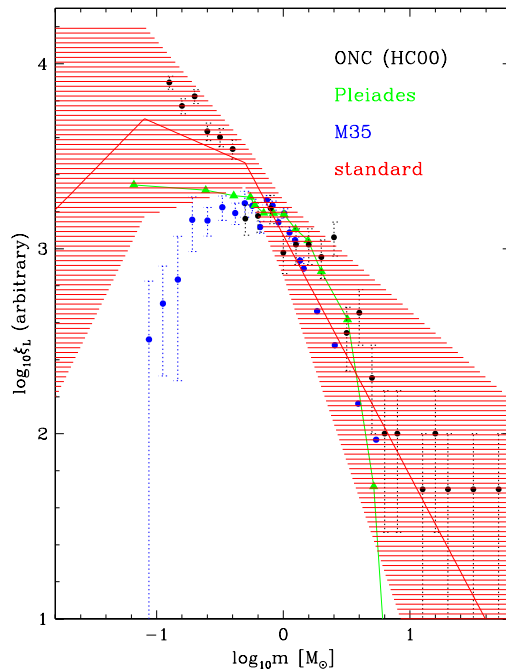


FIG. 5. The measured stellar mass function  $\xi$  as function of logarithmic mass  $\log_{10} m$  in the Orion nebular cluster (upper circles), the Pleiades (triangles connected by line), and the cluster M35 (lower circles). None of the mass functions is corrected for unresolved multiple stellar systems. The average initial stellar mass function derived from Galactic field stars in the solar neighborhood is shown as a line with the associated uncertainty range indicated by the hatched area. (From Kroupa 2002.)

The IMF can also be estimated, probably more directly, by studying individual young star clusters. Typical examples are given in Figure 5 (taken from Kroupa 2002), which plots the mass function derived from star counts in the Trapezium Cluster in Orion (Hillenbrand & Carpenter 2000), in the Pleiades (Hambly *et al.* 1999) and in the cluster M35 (Barrado y Navascués *et al.* 2001).

The most popular approach to approximating the IMF empirically is to use a multiple-component power-law of the form equation (8) with the following parameters (Scalo 1998, Kroupa 2002):

$$\xi(m) = \begin{cases} 0.26 m^{-0.3} & \text{for } 0.01 \leq m < 0.08, \\ 0.035 m^{-1.3} & \text{for } 0.08 \leq m < 0.5, \\ 0.019 m^{-2.3} & \text{for } 0.5 \leq m < \infty. \end{cases} \quad (11)$$

This representation of the IMF is statistically corrected for binary and multiple stellar systems too close to be resolved, but too far apart to detect spectroscopically. Neglecting these systems overestimates the masses of stars, as well as reducing inferred stellar densities. These mass overestimates influence the derived stellar mass distribution, underestimating the number of low-mass stars. The IMF may steepen further towards high stellar masses and a fourth component could be defined with  $\xi(m) = 0.019 m^{-2.7}$  for  $m > 1.0$  thus arriving at the IMF proposed by Kroupa, Tout, & Gilmore (1993). In equation (11), the exponents for masses  $m < 0.5$  are very uncertain due to the difficulty of detecting and determining the masses of very young low-mass stars. The exponent for  $0.08 \leq m < 0.5$  could vary between  $-0.7$  and  $-1.8$ , and the value in the substellar regime is even less certain.

There are some indications that the slope of the mass spectrum obtained from field stars may be slightly shallower than the one obtained from observing stellar clusters (Scalo 1998). The reason for this difference is unknown. It is somehow surprising given the fact most field stars appear to come from dissolved clusters (Adams & Myers 2001). It is possible that the field star IMF is inaccurate because of incorrect assumptions about past star formation rates and age dependences for the stellar scale height. Both issues are either known or irrelevant for the IMF derived from cluster surveys. On the other hand, the cluster surveys could have failed to include low-mass stars due to extinction or crowding. It has also been claimed that the IMF may vary between different stellar clusters (Scalo 1998), as the measured exponent  $\alpha$  in each mass interval exhibits considerable scatter when comparing different star forming regions. This is illustrated in Figure 6, which is again taken from Kroupa (2002). This scatter, however, may be entirely due to effects related to the dynamical evolution of stellar clusters (Kroupa 2001).

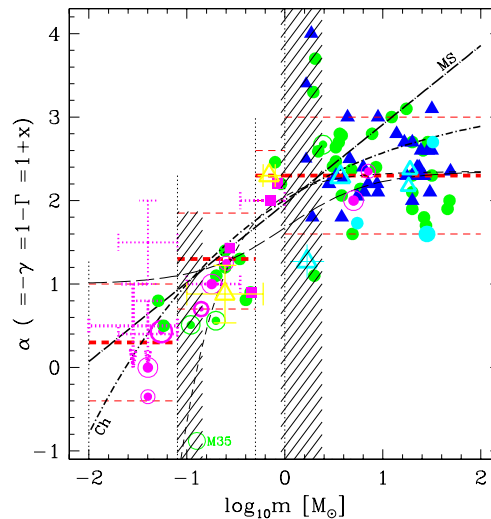


FIG. 6. A plot of power-law exponents determined for various stellar clusters in the mass range  $-2 < \log_{10} m < 2$ , to illustrate the observed scatter. The solid dots and triangles are from measurements of OB associations and clusters in the Milky Way and the Large Magellanic Cloud, respectively. Globular cluster data are indicated by open triangles. None of these measurements is corrected for unresolved binaries. The mean values of the exponent  $\alpha$  derived in the solar neighborhood, equation 11, and the associated uncertainties are indicated by horizontal dashed lines. Note that for low stellar masses the values of  $\alpha$  determined from observations in young stellar clusters lie systematically lower due to the inability to resolve close binaries and multiple stellar systems. Other lines indicate alternative functional forms for the IMF: *MS* gives the Miller-Scalo (1979) IMF; and *Ch* the one suggested by Chabrier (2001, 2002). For a more detailed discussion see Kroupa (2002).

Despite these differences in detail, all IMF determinations share the same basic features, and it appears reasonable to say that the basic shape of the IMF is a universal property common to all star forming regions in the present-day Galaxy, perhaps with some intrinsic scatter. There still may be some dependency on the metallicity of the star



forming gas, but changes in the IMF do not seem to be gross even in that case. There is no compelling evidence for qualitatively different behavior such as truncation at the low or high-mass end.

### III. HISTORICAL DEVELOPMENT

Stars form from gravitational contraction of gas and dust in molecular clouds. A first estimate of the stability of such a system against gravitational collapse can be made by simply considering its energy balance. For instability to occur, gravitational attraction must overcome the combined action of all dispersive or resistive forces. In the simplest case, the absolute value of the potential energy of a system in virial equilibrium is exactly twice the total kinetic energy,  $E_{\text{pot}} + 2 E_{\text{kin}} = 0$ . If  $E_{\text{pot}} + 2 E_{\text{kin}} < 0$  the system collapses, while for  $E_{\text{pot}} + 2 E_{\text{kin}} > 0$  it expands. This estimate can easily be extended by including the surface terms and additional physical forces (see further discussion in Section II.D). In particular taking magnetic fields into account may become important for describing interstellar clouds (Chandrasekhar, 1953; see also McKee *et al.*, 1993, for a more recent discussion). In the presence of turbulence, the total kinetic energy includes not only the internal energy but also the contribution from turbulent gas motions. General energy considerations can provide qualitative insight into the dynamical behavior of a system (Bonazzola *et al.* 1987, Ballesteros-Paredes, *et al.* 1999b).

A thorough investigation, however, requires a linear stability analysis. For the case of a non-magnetic, isothermal, infinite, homogeneous, self-gravitating medium at rest (i.e. without turbulent motions) Jeans (1902) derived a relation between the oscillation frequency  $\omega$  and the wavenumber  $k$  of small perturbations,

$$\omega^2 - c_s^2 k^2 + 4\pi G \rho_0 = 0, \quad (12)$$

where  $c_s$  is the isothermal sound speed,  $G$  the gravitational constant, and  $\rho_0$  the initial mass density. The derivation neglects viscous effects and assumes that the linearized version of the Poisson equation describes only the relation between the perturbed potential and the perturbed density (neglecting the potential of the homogeneous solution, the so-called ‘Jeans swindle’, see e.g. Binney and Tremaine, 1997). The third term in Eq. (12) is responsible for the existence of decaying and growing modes, as pure sound waves stem from the dispersion relation  $\omega^2 - c_s^2 k^2 = 0$ . Perturbations are unstable against gravitational contraction if their wavenumber is below a critical value, the Jeans wavenumber  $k_J$ , i.e. if

$$k^2 < k_J^2 \equiv \frac{4\pi G \rho_0}{c_s^2}, \quad (13)$$

or equivalently, if the wavelength of the perturbation exceeds a critical size given by  $\lambda_J \equiv 2\pi k_J^{-1}$ . Assuming the perturbation is spherical with diameter  $\lambda_J$ , this directly translates into a mass limit

$$M_J \equiv \frac{4\pi}{3} \rho_0 \left( \frac{\lambda_J}{2} \right)^3 = \frac{\pi}{6} \left( \frac{\pi}{G} \right)^{3/2} \rho_0^{-1/2} c_s^3. \quad (14)$$

All perturbations exceeding the Jeans mass  $M_J$  will collapse under their own weight. For isothermal gas  $c_s^2 \propto T$ , so  $M_J \propto \rho_0^{-1/2} T^{3/2}$ . The critical mass  $M_J$  decreases when the density  $\rho_0$  grows or when the temperature  $T$  sinks.

The Jeans instability has a simple physical interpretation in terms of the energy budget. The energy density of a sound wave is positive. However, its gravitational energy is negative, because the enhanced attraction in the compressed regions outweighs the reduced attraction in the dilated regions. The instability sets in at the wavelength  $\lambda_J$  where the net energy density becomes negative. The perturbation grows, allowing the energy to decrease further. For a fundamental derivation of this instability from the canonical ensemble in statistical physics, see Semelin, Sánchez, & de Vega (2001), and de Vega & Sánchez (2002a,b). In isothermal gas, there is no mechanism that prevents complete collapse. In reality, however, during the collapse of molecular gas clumps, the opacity increases and at densities of  $n(\text{H}_2) \approx 10^{10} \text{ cm}^{-3}$  the equation of state becomes adiabatic rather than isothermal. Then collapse proceeds slower. Finally at very high central densities ( $\rho \approx 1 \text{ g cm}^{-3}$ ) fusion sets in. This energy source leads to a new equilibrium (e.g. Tohline 1982): a new star is born.

Attempts to include the effect of turbulent motions into the star formation process were already being made in the middle of the twentieth century by von Weizsäcker (1943, 1951) based on Heisenberg’s (1948a,b) concept of turbulence. He also considered the production of interstellar clouds from the shocks and density fluctuations in compressible turbulence. A more quantitative theory was proposed by Chandrasekhar (1951a,b), who investigated the effect of microturbulence in the subsonic regime. In this approach the scales of interest, e.g. for gravitational collapse, greatly exceed the outer scale of the turbulence. If turbulence is isotropic (and more or less incompressible),

it contributes to the pressure on large scales, and Chandrasekhar derived a dispersion relation similar to Eq. (12) except for the introduction of an effective sound speed

$$c_{s,eff}^2 = c_s^2 + 1/3 \langle v^2 \rangle, \quad (15)$$

where  $\langle v^2 \rangle$  is the rms velocity dispersion due to turbulent motions.

Sasao (1973) noted that Chandrasekhar’s derivation neglected the effect of the inertia of the turbulent flow in forming density enhancements while focussing only on the effective turbulent pressure. The developments through the mid-eighties are reviewed by Scalo (1985). Both Sasao (1973) and Chandrasekhar (1951a,b) made the microturbulent assumption that the outer scale of the turbulence is smaller than that of the turbulent clouds. However, the outer scales of molecular cloud turbulence typically exceed or are at least comparable to the size of the system (e.g. Ossenkopf and Mac Low, 2001), so the assumption of microturbulence is invalid. Bonazzola *et al.* (1987) therefore suggested a wavelength-dependent effective sound speed  $c_{s,eff}^2(k) = c_s^2 + 1/3 v^2(k)$  for Eq. (12). In this description, the stability of the system depends not only on the total amount of energy, but also on the wavelength distribution of the energy, since  $v^2(k)$  depends on the turbulent power spectrum. A similar approach was also adopted by Vázquez-Semadeni and Gazol (1995), who added Larson’s (1981) empirical scaling relations to the analysis.

An elaborate investigation of the stability of turbulent, self-gravitating gas was undertaken by Bonazzola *et al.* (1992), who used renormalization group theory to derive a dispersion relation with a generalized, wavenumber-dependent, effective sound speed and an effective kinetic viscosity that together account for turbulence at all wavelengths shorter than the one in question. According to their analysis, turbulence with a power spectrum steeper than  $P(k) \propto 1/k^3$  can support a region against collapse at large scales, and below the thermal Jeans scale, but not in between. On the other hand, they claim that turbulence with a shallower slope, as is expected for incompressible turbulence (Kolmogorov 1941a,b), Burgers turbulence (Lesieur 1997, p. 238), or shock dominated flows (Passot, Pouquet & Woodward 1988), cannot support clouds against collapse at scales larger than the thermal Jeans wavelength. It may even be possible to describe the equilibrium state of self-gravitating gas as an inherently inhomogeneous thermodynamic critical point (de Vega, Sánchez and Combes, 1996a,b; de Vega and Sánchez, 2000). This may render all applications of incompressible turbulence to the theory of star formation meaningless. In fact, it is the main goal of this review to introduce and stress the importance of compressional effects in supersonic turbulence for determining the outcome of star formation.

In order to do that, we need to recapitulate the development of our understanding of the star formation process over the last few decades. We begin with the classical dynamical theory (Section III.A) and describe the problems that it encounters in its original form (Section III.B). In particular the timescale problem lead astrophysicists to think about the influence of magnetic fields. This line of reasoning resulted in the construction of the paradigm of magnetically mediated star formation, which we discuss in Section III.C. However, it became clear that this so-called “standard theory” has a variety of serious shortcomings (Section III.D). These lead to the rejuvenation of the earlier dynamical concepts of star formation and their reconsideration in the modern framework of compressible supersonic turbulence which we discuss in Section IV.

## A. Classical dynamical theory

The classical dynamical theory focuses on the interplay between self-gravity on the one side and pressure gradients on the other. Turbulence is taken into account, but only on microscopic scales significantly smaller than the collapse scales. In this microturbulent regime, random gas motions yield an isotropic pressure that can be absorbed into the equations of motion by defining an effective sound speed as in Eq. (15). The dynamical behavior of the system remains unchanged, and we do not distinguish between the effective and thermal sound speed  $c_s$  in this and the following two sections.

Because of the importance of gravitational instability for stellar birth, Jeans’ (1902) pioneering work has triggered numerous attempts to derive solutions to the collapse problem, both analytically and numerically. Particularly noteworthy are the studies by Bonnor (1956) and Ebert (1957), who independently derived analytical solutions for the equilibrium structure of spherical density perturbations in self-gravitating, isothermal, ideal gases, as well as a criterium for gravitational collapse. See Lombardi and Bertin (2001) for a recent analysis, and studies by Schmitz (1983, 1984, 1986, 1988) and Schmitz & Ebert (1986, 1987) for the treatment of rotation and generalized, polytropic equations of state. It has been argued recently that this may be a good description for the density distribution in quiescent molecular cloud cores just before they begin to collapse and form stars (Bacmann *et al.* 2000, Alves, Lada, and Lada 2001). The first numerical calculations of protostellar collapse became possible in the late 1960’s

(e.g. Bodenheimer & Sweigart, 1968; Larson, 1969; Penston, 1969a,b). They showed that gravitational contraction proceeds in a highly nonhomologous manner, contrary to what had previously been assumed (Hayashi 1966).

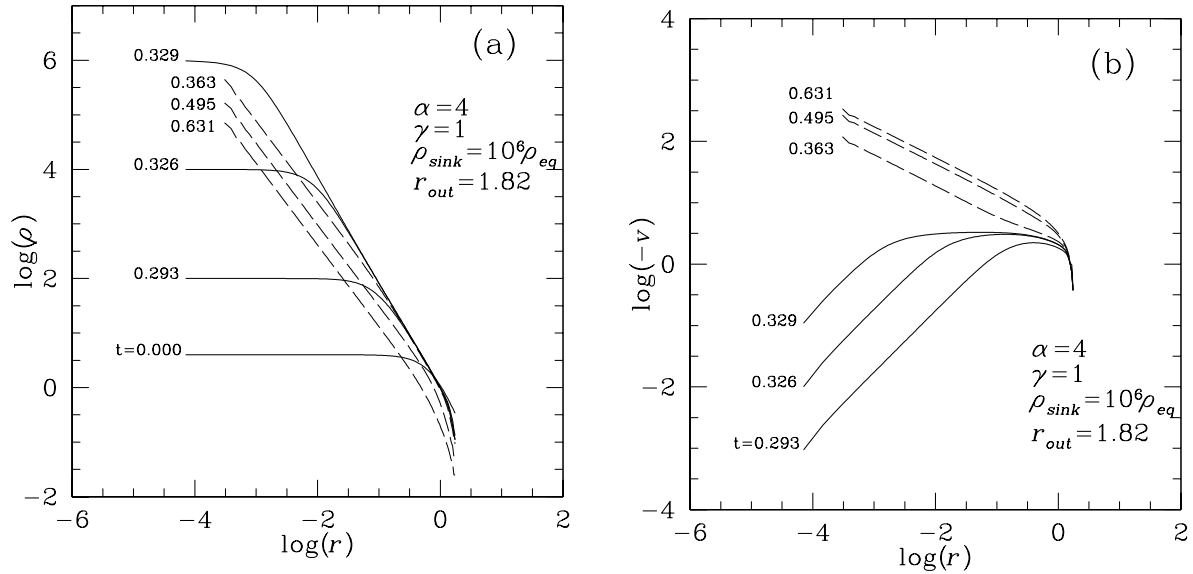


FIG. 7. Radial density profile (a) and infall velocity profile (b) at various stages of dynamical collapse. All quantities are given in normalized units. The initial configuration at  $t = 0$  corresponds to a critical isothermal ( $\gamma = 1$ ) Bonnor-Ebert sphere with outer radius  $r_{\text{out}} = 1.82$ . It has  $\alpha = 4$  times more mass than allowed by hydrostatic equilibrium, and therefore begins to contract. The numbers on the left denote the evolutionary time and illustrate the ‘runaway’ nature of collapse. Since the relevant collapse timescale, the free-fall time  $\tau_{\text{ff}}$ , scales with density as  $\tau_{\text{ff}} \propto \rho^{-1/2}$  central collapse speeds up as  $\rho$  increases. When density contrast reaches a value of  $10^6$  a “sink” cell is created in the center, which subsequently accretes all incoming matter. This time roughly corresponds to the formation of the central protostar, and allows for following its subsequent accretion behavior. The profiles before the formation of the central point mass indicated by solid lines, and for later times by dashed lines. The figure is from Ogino *et al.* (1999).

This is illustrated in Figure 7, which shows the radial density distribution of a protostellar core at various stages of the isothermal collapse phase. The gas sphere initially follows a Bonnor-Ebert critical density profile but has four times more mass than allowed in an equilibrium state. Therefore it is gravitationally unstable and begins to collapse. As the inner part has no pressure support, it falls freely. As matter moves inwards, the density in the interior grows, while the density decreases in the outer parts. This builds up pressure gradients in the outer parts, where contraction is retarded from free fall. In the interior, however, the collapse remains in approximate free fall. Thus, it actually speeds up, because the free-fall timescale scales with density as  $\tau_{\text{ff}} \propto \rho^{-1/2}$ . Changes in the density structure occur in a smaller and smaller region near the center and on shorter and shorter timescales, while practically nothing happens in the outer parts. As a result the overall matter distribution becomes strongly centrally peaked, approaching  $\rho \propto r^{-2}$ . This is the density profile of an isothermal sphere. The establishment of a central singularity corresponds to the formation of a protostar that grows in mass by accreting the remaining envelope until the reservoir of gas is exhausted.

It was Larson (1969) who realized that the dynamical evolution in the initial isothermal collapse phase can be described by an analytical similarity solution. This was independently discovered also by Penston (1969b), and later extended by Hunter (1977) into the regime after the protostar has formed. This so called Larson-Penston solution describes the isothermal collapse of homogeneous ideal gas spheres initially at rest. Its properties are summarized in Table I. This solution makes two important predictions. The first is the occurrence of supersonic infall velocities that extend over the entire collapsing core. Before the formation of the central protostar, the infall velocity tends towards  $-3.3c_s$ , while afterwards it approaches free fall collapse in the center with  $v \propto r^{-1/2}$ , while still maintaining  $v \approx -3.3c_s$  in the outer envelope (Hunter 1977). Second, the Larson-Penston solution predicts constant protostellar accretion rates  $\dot{M} \approx 30c_s^3/G$ .

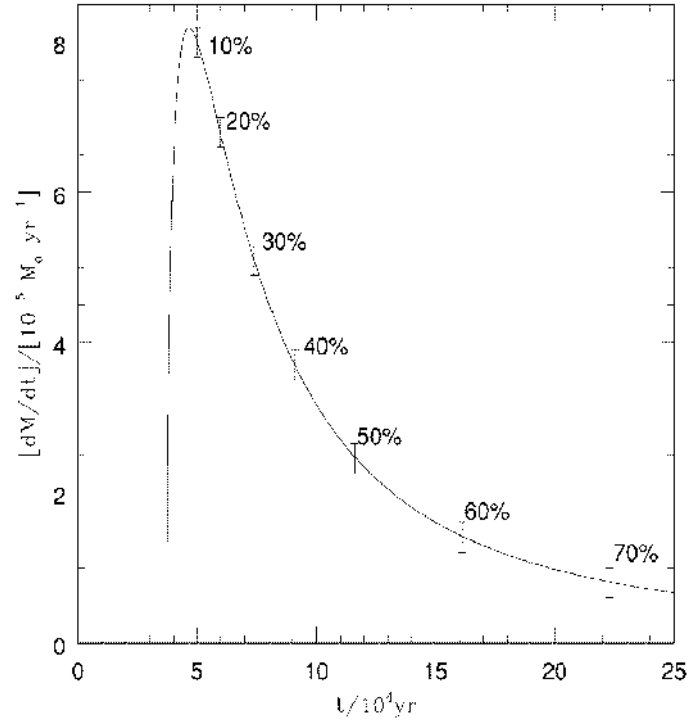


FIG. 8. Time evolution of the protostellar mass accretion rate for the collapse of a gas clump with Plummer-type density distribution similar to observed protostellar cores. For details see Whitworth & Ward-Thompson (2001)

In general, the dynamical models conceptually allow for time-varying protostellar mass accretion rates, if the gradient of the density profile of a collapsing cloud core varies with radius. In particular, if the core has a density profile with a flat inner region and then a decrease outwards, as is observed in low-mass cores (see Section III.D), then  $\dot{M}$  has a high initial peak, while the flat core is accreted, and later declines as the lower-density outer-envelope material is falling in (e.g. Ogino *et al.* 1999). The time evolution of  $\dot{M}$  for the collapse of a sphere with a generalized Plummer (1911) profile, with parameters fit to the protostellar core L1544, is illustrated in Figure 8 (see Whitworth & Ward-Thompson 2001). Plummer-type spheres have flat inner density profiles with radius  $R_0$  and density  $\rho_0$  followed by an outer power-law decline,

$$\rho(r) = \rho_0 \left[ \frac{R_0}{(R_0^2 + r^2)^{1/2}} \right]^\eta, \quad (16)$$

where  $\eta = 5$  is the classical Plummer sphere, while  $\eta = 4$  is adopted by Whitworth & Ward-Thompson (2001) to reproduce observed cloud cores. Such a profile has the basic properties of a Larson-Penston sphere in mid-collapse.

The dynamical properties of the Larson-Penston solution set it clearly apart from the inside-out collapse model (Shu 1977) derived for magnetically mediated star formation (Section III.C). One-dimensional numerical simulations of the dynamical collapse of homogeneous, isothermal spheres typically demonstrate global convergence to the Larson-Penston solution, but also show that certain deviations occur, e.g. in the time evolution  $\dot{M}$ , due to pressure effects (Bodenheimer & Sweigart 1968; Larson 1969, Hunter 1977; Foster & Chevalier 1993; Tomisaka 1996b; Basu 1997; Hanawa & Nakayama, 1997; Ogino *et al.* 1999).

The formation of clusters of stars (as opposed to binary or small multiple stellar systems) is accounted for in the classical dynamical theory by simply considering larger and more massive molecular cloud regions. The proto-cluster cloud will fragment and build up a cluster of stars if it has highly inhomogeneous density structure similar to the observed clouds (Keto, Lattanzio, & Monaghan 1991; Inutsuka & Miyama 1997, Klessen & Burkert 2000, 2001) or, equivalently, if it is subject to strong external perturbations, e.g. from cloud-cloud collisions (Whitworth *et al.* 1995; Turner *et al.* 1995), or is highly turbulent (see Section IV.K).

## B. Problems with classical theory

The classical theory of gravitational collapse balanced by pressure and microturbulence did not take into account the conservation of angular momentum and magnetic flux during collapse. It became clear from observations of polarized

starlight (Hiltner 1949, 1951) that substantial magnetic fields thread the interstellar medium (Chandrasekhar & Fermi 1953a). This forced the magnetic flux problem to be addressed, but also raised the possibility that the solution to the angular momentum problem might be found in the action of magnetic fields. The typical strength of the magnetic field in the diffuse ISM was not known to an order of magnitude, though, with estimates ranging as high as  $30 \mu\text{G}$  from polarization (Chandrasekhar & Fermi 1953a) and synchrotron emission (e.g. Davies & Shuter 1963). Lower values from Zeeman measurements of H I (Troland & Heiles 1986) and from measurements of pulsar rotation and dispersion measures (Rand & Kulkarni 1989, Rand & Lyne 1994) comparable to the modern value of around  $3 \mu\text{G}$  only gradually became accepted over the next two decades. Even now, measurements of synchrotron emission leave open the possibility that there is a stronger disordered field in the Milky Way, although their interpretation depends critically on the assumption of equipartition between magnetic field energy and other forms (Beck 2001).

The presence of a field, especially one much stronger than  $3 \mu\text{G}$ , formed a major problem for the classical theory of star formation. To see why, let us consider the behavior of a field in a region of isothermal, gravitational collapse (Mestel & Spitzer 1956, Spitzer 1968). If we neglect all surface terms except thermal pressure  $P_0$  (a questionable assumption as shown by Ballesteros-Paredes *et al.* 1999b, but the usual one at the time), and assume that the field,  $\vec{B}$  is uniform, and passes through a spherical region of average density  $\rho$  and radius  $R$ , we can write the virial equation as (Spitzer 1968)

$$4\pi R^3 P_0 = 3 \frac{M k_B T}{\mu} - \frac{1}{R} \left( \frac{3}{5} G M^2 - \frac{1}{3} R^4 B^2 \right), \quad (17)$$

where  $M = (4/3)\pi R^3 \rho$  is the mass of the region,  $k_B$  is Boltzmann's constant,  $T$  is the temperature of the region, and  $\mu$  is the mean mass per particle. So long as the ionization is sufficiently high for the field to be frozen to the matter, the flux through the cloud  $\Phi = \pi R^2 B$  must remain constant. Therefore, the opposition to collapse due to magnetic energy given by the last term on the right hand side of Eq. (17) will remain constant during collapse. If it cannot prevent collapse at the beginning, it remains unable to do so as the field is compressed.

If we write the radius  $R$  in terms of the mass and density of the region, we can rewrite the two terms in parentheses on the right hand side of Eq. (17) to show that gravitational attraction can only overwhelm magnetic repulsion if

$$M > M_{\text{cr}} \equiv \frac{5^{3/2}}{48\pi^2} \frac{B^3}{G^{3/2} \rho^2} = (4 \times 10^6 M_\odot) \left( \frac{n}{1 \text{ cm}^{-3}} \right)^{-2} \left( \frac{B}{3 \mu\text{G}} \right)^3, \quad (18)$$

where the numerical constant is correct for a uniform sphere, and the number density  $n$  is computed with mean mass per particle  $\mu = 2.11 \times 10^{-24} \text{ g cm}^{-3}$ . Mouschovias & Spitzer (1976) noted that the critical mass can also be written in terms of a critical mass-to-flux ratio

$$\left( \frac{M}{\Phi} \right)_{\text{cr}} = \frac{\zeta}{3\pi} \left( \frac{5}{G} \right)^{1/2} = 490 \text{ g G}^{-1} \text{ cm}^{-2}, \quad (19)$$

where the constant  $\zeta = 0.53$  for uniform spheres (or flattened systems, as shown by Strittmatter 1966) is used in the final equality. Assuming a constant mass-to-flux ratio in a region results in  $\zeta = 0.3$  (Nakano & Nakamura 1978). For a typical interstellar field of  $3 \mu\text{G}$ , the critical surface density for collapse is  $7 M_\odot \text{ pc}^{-2}$ , corresponding to a number density of  $230 \text{ cm}^{-3}$  in a layer of thickness  $1 \text{ pc} \approx 3.09 \times 10^{18} \text{ cm}$ . A cloud is termed *subcritical* if it is magnetostatically stable and *supercritical* if it is not.

The very large value for the magnetic critical mass in the diffuse ISM given by Eq. (18) forms a crucial objection to the classical theory of star formation. Even if such a large mass could be assembled, how could it fragment into objects with stellar masses of  $0.01\text{--}100 M_\odot$ , when the critical mass should remain invariant under uniform spherical gravitational collapse?

Two further objections to the classical theory were also prominent. First was the embarrassingly high rate of star formation predicted by a model governed by gravitational instability, in which objects should collapse on roughly the free-fall timescale, Eq. (1), orders of magnitude shorter than the ages of typical galaxies.

Second was the gap between the angular momentum contained in a parcel of gas participating in rotation in a galactic disk and the much smaller angular momentum contained in stars (Spitzer 1968, Bodenheimer 1995). The disk of the Milky Way rotates with angular velocity  $\Omega \simeq 10^{-15} \text{ s}^{-1}$ . A uniformly collapsing cloud with initial radius  $R_0$  formed from material with density  $\rho_0 = 2 \times 10^{-24} \text{ g cm}^{-3}$  rotating with the disk will find its angular velocity increasing as  $(R_0/R)^2$ , or as  $(\rho/\rho_0)^{2/3}$ . By the time it reaches a typical stellar density of  $\rho = 1 \text{ g cm}^{-3}$ , its angular velocity has increased by a factor of  $6 \times 10^{15}$ , giving a rotation period of well under a second. The centrifugal force  $\Omega^2 R$  exceeds the gravitational force by eight orders of magnitude for solar parameters. This is unphysical, and indeed

typical solar-type stars have rotational periods of several tens of days instead. A detailed discussion including a demonstration that binary formation does not solve this problem can be found in Mouschovias (1991b).

The observational discovery of bipolar outflows from young stars (Snell, Loren & Plambeck 1980) was a surprise that was unanticipated by the classical model of star formation. It has become clear that the driving of these outflows is one part of the solution of the angular momentum problem, and that magnetic fields transfer the angular momentum from infalling to outflowing gas (e.g. Königl & Pudritz 2001).

Finally, millimeter-wave observations of emission lines from dense molecular gas revealed a further puzzle: extremely superthermal linewidths indicating that the gas was moving randomly at hypersonic velocities (Zuckerman & Palmer 1974). Such motions generate shocks that would dissipate the energy of the motions within a crossing time because of shock formation (e.g. Field 1978). Attempts were made using clump models of turbulence to show that the decay time might be longer (Scalo & Pumphrey 1982, Elmegreen 1985). In hindsight, moving spherical gas clumps turn out not to be a good model for turbulence, however, so these models failed to accurately predict its behavior (Mac Low *et al.* 1998).

### C. Standard theory of isolated star formation

The problems outlined in the preceeding subsection were addressed in what we call the standard theory of star formation, which has formed the base of most work in the field for the past two decades. Mestel & Spitzer (1956) first noted that the problem of magnetic support against fragmentation could be resolved if mass could move across field lines, and proposed that this could occur in mostly neutral gas through the process of ion-neutral drift, usually known as ambipolar diffusion in the astrophysical community.<sup>2</sup> The other problems outlined then appeared solvable by the presence of strong magnetic fields, as we now describe.

Ambipolar diffusion can solve the question of how magnetically supported gas can fragment if it allows neutral gas to gravitationally condense across field lines. The local density can then increase without also increasing the magnetic field, thus lowering the critical mass for gravitational collapse  $M_c$  given by Eq. (18). This can also be interpreted as increasing the local mass-to-flux ratio towards the critical value given by Eq. (19).

The timescale  $\tau_{AD}$  on which this occurs can be derived by considering the relative drift velocity of neutrals and ions  $\vec{v}_D = \vec{v}_i - \vec{v}_n$  under the influence of the magnetic field  $\vec{B}$  (Spitzer 1968). So long as the ionization fraction is small and we do not care about instabilities such as that found by Wardle (1990), the inertia and pressure of the ions may be neglected. The ion momentum equation then reduces in the steady-state case to a balance between Lorentz forces and ion-neutral drag,

$$\frac{1}{4\pi}(\nabla \times \vec{B}) \times \vec{B} = \alpha \rho_i \rho_n (\vec{v}_i - \vec{v}_n), \quad (20)$$

where the coupling coefficient

$$\alpha = \langle \sigma v \rangle / (m_i + m_n) \approx 9.2 \times 10^{13} \text{ cm}^3 \text{ s}^{-1} \text{ g}^{-1} \quad (21)$$

(e.g. Smith & Mac Low 1997), with  $m_i$  and  $m_n$  the mean mass per particle for the ions and neutrals, and  $\rho_i$  and  $\rho_n$  the ion and neutral densities. Typical values in molecular clouds are  $m_i = 10 m_H$  and  $m_n = (7/3)m_H$ . The value of  $\alpha$  is roughly independent of the mean velocity, as the ion-neutral cross-section  $\sigma$  scales inversely with velocity in the regime of interest (Osterbrock 1961, Draine 1980). To estimate the typical timescale, consider drift occurring across a cylindrical region of radius  $R$ , with a typical bend in the field also of order  $R$  so the Lorentz force can be estimated as roughly  $B^2/4\pi R$ . Then the ambipolar diffusion timescale can be derived by solving for  $v_D$  in Eq. (20) to be

$$\tau_{AD} = \frac{R}{v_D} = \frac{4\pi\alpha\rho_i\rho_n R}{(\nabla \times \vec{B}) \times \vec{B}} \approx \frac{4\pi\alpha\rho_i\rho_n R^2}{B^2} = (25 \text{ Myr}) \left( \frac{B}{3 \mu\text{G}} \right)^{-2} \left( \frac{n_n}{10^2 \text{ cm}^{-3}} \right)^2 \left( \frac{R}{1 \text{ pc}} \right)^2 \left( \frac{x}{10^{-6}} \right), \quad (22)$$

For ambipolar diffusion to solve the magnetic flux problem on an astrophysically relevant timescale, the ionization fraction  $x$  must be extremely small. With the direct observation of dense molecular gas (Palmer & Zuckerman 1967, Zuckerman & Palmer 1974) more than a decade after the original proposal by Mestel & Spitzer (1956), such

---

<sup>2</sup>In plasma physics, the term ambipolar diffusion is applied to ions and electrons held together electrostatically rather than magnetically while drifting together out of neutral gas.

low ionization fractions came to seem plausible. Nakano (1976, 1979) and Elmegreen (1979) computed the detailed ionization balance of molecular clouds for reasonable cosmic ray ionization rates, showing that at densities greater than  $10^4 \text{ cm}^{-3}$ , the ionization fraction was roughly

$$x \approx (5 \times 10^{-8}) \left( \frac{n}{10^5 \text{ cm}^{-3}} \right)^{-1/2} \quad (23)$$

(Elmegreen 1979), becoming constant at densities higher than  $10^7 \text{ cm}^{-3}$  or so. Below densities of  $10^4 \text{ cm}^{-3}$ , the ionization increases because of the external UV radiation field, and the gas is tightly coupled to the magnetic field.

With typical molecular cloud parameters  $\tau_{\text{AD}}$  is of order  $10^7 \text{ yr}$  (eq. 22). The ambipolar diffusion timescale  $\tau_{\text{AD}}$  is thus about 10–20 times longer than the corresponding dynamical timescale  $\tau_{\text{ff}}$  of the system (e.g. McKee *et al.* 1993). The delay induced by waiting for ambipolar diffusion to occur was then taken as a way to explain the low star formation rates observed in normal galaxies, as well as the long lifetimes of molecular clouds, which at that time were thought to be about 30–100 Myr (Solomon *et al.* 1987, Blitz & Shu 1980). See Section VI.A for arguments that they are under 10 Myr, however.

These considerations lead to the investigation of star formation models based on ambipolar diffusion as a dominant physical process rather than relying solely on gas dynamical collapse. In particular Shu (1977) proposed the self-similar collapse of initially quasi-static singular isothermal spheres as the most likely description of the star formation process. He assumed that ambipolar diffusion in a magnetically subcritical, isothermal cloud core would lead to the build-up of a quasi-static  $1/r^2$ -density structure that contracts on timescales of order of  $\tau_{\text{AD}}$ . This evolutionary phase is denoted quasi-static because  $\tau_{\text{AD}} \gg \tau_{\text{ff}}$ . Ambipolar diffusion is supposed to eventually lead to the formation of a singularity in central density, at which point the system becomes unstable and undergoes inside-out collapse. During collapse this model assumes that magnetic fields are no longer dynamically important and they are subsequently ignored in the original formulation of the theory. A rarefaction wave moves outward with the speed of sound, with the cloud material behind the wave falling freely onto the core and matter ahead still being at rest.

The Shu (1977) model predicts constant mass accretion onto the central protostar at a rate  $\dot{M} = 0.975 c_s^3/G$ . This is significantly below the values derived for Larson-Penston collapse. In the latter case the entire system is collapsing dynamically and delivers mass to the center very efficiently, while in the former case inward mass transport is comparatively inefficient as the cloud envelope remains at rest until reached by the rarefaction wave. The density structure of the inside-out collapse, however, is essentially indistinguishable from the predictions of dynamical collapse. To observationally differentiate between the two models one needs to obtain kinematical data and determine the magnitude and spatial extent of infall motions with high accuracy. The basic predictions of inside-out collapse are summarized in Table II. As singular isothermal spheres by definition have infinite mass, the growth of the central protostar is taken to come to a halt when feedback processes (like bipolar outflows, stellar winds, etc.) become important and terminate further infall.

Largely within the framework of the standard theory, numerous analytical extensions to the original inside-out collapse model have been proposed. The stability of isothermal gas clouds with rotation, for example, has been investigated by Schmitz (1983, 1984, 1986), Tereby, Shu, & Cassen (1984), Schmitz & Ebert (1986, 1987), Inutsuka & Miyama (1992), Nakamura, Hanawa, & Nakano (1995), and Tsuribe & Inutsuka (1999b).

The effects of magnetic fields on the equilibrium structure of clouds and later during the collapse phase (where they have been neglected in the original inside-out scenario) are considered by Schmitz (1987), Baureis, Ebert, & Schmitz (1989), Tomisaka, Ikeuchi, & Nakamura (1988a,b, 1989a,b, 1990), Tomisaka (1991, 1995, 1996a,b), Galli & Shu (1993a,b), Li & Shu (1996, 1997), Galli *et al.* (1999, 2001), and Shu *et al.* (2000). The proposed picture is that ambipolar diffusion of initially subcritical cores that are threaded by uniform magnetic fields will lead to the build-up of disk-like structures with constant mass-to-flux ratio. These disks are called *isopedic*. The mass-to-flux ratio increases steadily with time. As it exceeds the maximum value consistent with magnetostatic equilibrium, the entire core becomes supercritical and begins to collapse from the inside out with the mass-to-flux ratio assumed to remain approximately constant. It can be shown (Shu & Li 1997), that for isopedic disks the forces due to magnetic tension are just a scaled version of the disk's self-gravity with opposite sign (i.e. obstructing gravitational collapse), and that the magnetic pressure scales as the gas pressure (although the proportionality factor in general is spatially varying except in special cases). These findings allow the application of many results derived for unmagnetized disks to the magnetized regime with only slight modifications to the equations. One application of this result is that for isopedic disks the derived mass accretion rate is just a scaled version of the original Shu (1977) rate, i.e.  $\dot{M} \approx (1 + H_0) c_s^3/G$ , with the dimensionless parameter  $H_0$  depending on the effective mass-to-flux ratio.

However, the basic assumption of constant mass-to-flux ratio during the collapse phase appears inconsistent with detailed numerical calculations of ambipolar diffusion processes (see Section III.D.1). In these computations the

mass-to-flux ratio in the central region increases more rapidly than in the outer parts of the cloud. This leads to a separation into a dynamically collapsing inner core with  $(M/\Phi)_n > 1$ , and an outer envelope with  $(M/\Phi)_n < 1$  that is still held up by the magnetic field. The parameter  $(M/\Phi)_n$  is the dimensionless mass-to-flux ratio normalized to the critical value given by Eq. (19). The isopedic description may therefore only be valid in the central region with  $(M/\Phi)_n > 1$ .

The presence of strong magnetic fields was suggested as a way to explain the universally observed (Zuckerman & Palmer 1974) presence of hypersonic random motions in molecular clouds by Arons & Max (1975). They noted that linear Alfvén waves have no dissipation associated with them, as they are purely transverse. In a cloud with Alfvén speed  $v_A = B/(4\pi\rho)^{1/2}$  much greater than the sound speed  $c_s$ , such Alfvén waves could produce the observed motions without necessarily forming strong shocks. This was generally, though incorrectly, interpreted to mean that these waves could therefore survive from the formation of the cloud, explaining the observations without reference to further energy input into the cloud. The actual work acknowledged that ambipolar diffusion would still dissipate these waves (Kulsrud & Pearce 1969, Zweibel & Josafatsson 1983) at a rate substantial enough to require energy input from a driving source to maintain the observed motions.

Strong magnetic fields furthermore provided a mechanism to reduce the angular momentum in collapsing molecular clouds through magnetic braking. Initially this was treated assuming that clouds were rigid rotating spheres (Ebert, von Hoerner, & Temesváry 1960), but was accurately calculated by Mouschovias & Paleologou (1979, 1980) for both perpendicular and parallel cases. They showed that the criterion for braking to be effective was essentially that the outgoing helical Alfvén waves from the rotating cloud had to couple to a mass of gas equal to the mass in the cloud. Mouschovias & Paleologou (1980) show that this leads to a characteristic deceleration time for a parallel rotator of density  $\rho$  and thickness  $H$  embedded in a medium of density  $\rho_0$  and Alfvén velocity  $v_A = B/(4\pi\rho_0)^{1/2}$  of

$$\tau_{\parallel} = (\rho/\rho_0)(H/2v_A), \quad (24)$$

and a characteristic time for a perpendicular rotator with radius  $R$ ,

$$\tau_{\perp} = \frac{1}{2} \left[ \left( 1 + \frac{\rho}{\rho_0} \right)^{1/2} - 1 \right] \frac{R}{v_A}. \quad (25)$$

For typical molecular cloud parameters, these times can be less than the free-fall time, leading to efficient transfer of angular momentum away from collapsing cores. This may help to resolve the angular momentum problem in star formation described in Section III.B.

#### D. Problems with standard theory

During the 1980's the theory of magnetically mediated star formation discussed in the previous section was widely advocated and generally accepted as the standard theory of low-mass star formation, almost completely replacing the earlier dynamical models. However, despite its success and intellectual beauty, the picture of magnetically mediated star formation occurring on timescales an order of magnitude longer than the free-fall timescale suffers from a series of severe observational and theoretical shortcomings. This became obvious in the 1990's with improved numerical simulations and the advent of powerful new observational techniques, especially at sub-millimeter and infrared wavelengths. Critical summaries are given by Whitworth *et al.* (1996) and Nakano (1998).

The standard theory introduces an artificial dichotomy to the star formation process. It suggests that low-mass stars form from low-mass, magnetically subcritical cores, whereas high-mass stars and stellar clusters form from magnetically supercritical cloud cores (Shu *et al.* 1987, Lizano & Shu 1989). This distinction became necessary when it was understood that the formation of very massive stars or stellar clusters cannot be regulated by magnetic fields and ambipolar diffusion processes (see Section III.D.3). We will argue in Section IV that this is true for low-mass stars also, and therefore that star formation is *not* mediated by magnetic fields on *any* scale, but instead is controlled by interstellar turbulence (Section IV.K). The new theory gives a unified description of both low-mass *and* high-mass star formation, thus removing the undesired artificial dichotomy introduced by the standard theory.

Before we introduce the new theory of star formation based on interstellar turbulence, we need to analyze in detail the properties and shortcomings of the theory we seek to replace. We begin with the theoretical considerations that make the inside-out collapse of quasistatic, singular, isothermal spheres unlikely to be an accurate description of stellar birth. We then discuss the disagreement of the theory with observations.



## 1. Singular isothermal spheres

The collapse of singular isothermal spheres is the astrophysically most unlikely and unstable member of a large family of self-similar solutions to the 1D collapse problem. Ever since the studies by Bonnor (1956) and Ebert (1957), and by Larson (1969) and Penston (1969a) much attention in the star formation community has been focused on finding astrophysically relevant, analytic, asymptotic solutions to this problem (see Section III.A). The standard solution derived by Shu (1977) considers evolution of initially singular, isothermal spheres as they leave equilibrium. His findings subsequently were extended by Hunter (1977, 1986). Whitworth & Summers (1985) demonstrated that all solutions to the isothermal collapse problem are members of a two-parameter family with the Larson-Penston-type solutions (collapse of spheres with uniform central density) and the Shu-type solutions (expansion-wave collapse of singular spheres) populating extreme ends of parameter space. The solution set has been extended to include a polytropic equation of state (Suto & Silk 1988), shocks (Tsai and Hsu 1995), and cylinder and disk-like geometries (Inutsuka and Miyama 1992; Nakamura, Hanawa, & Nakano 1995). In addition, mathematical generalization using a Lagrangian formulation has been proposed by Henriksen (1989, see also Henriksen, André, and Bontemps 1997).

Of all proposed initial configurations for protostellar collapse, quasi-static, singular, isothermal spheres seem to be the most difficult to realize in nature. Stable equilibria for self-gravitating, spherical, isothermal gas clouds embedded in an external medium of given pressure are only possible up to a density contrast of  $\rho_c/\rho_s \approx 14$  between the cloud center and surface. More centrally concentrated clouds can only reach unstable equilibrium states. Hence, all evolutionary paths that could yield a central singularity lead through instability, so collapse will set in long before a  $1/r^2$  density profile is established at small radii  $r$  (Whitworth *et al.* 1996; also Silk & Suto 1988, and Hanawa & Nakayama 1997). External perturbations also tend to break spherical symmetry in the innermost region and flatten the overall density profile at small radii. The resulting behavior in the central region then more closely resembles the Larson-Penston description of collapse. Similar behavior is found if outward propagating shocks are considered (Tsai and Hsu 1995). As a consequence, the existence of physical processes that are able to produce singular, isothermal, equilibrium spheres in nature is highly questionable.

The original proposal of ambipolar diffusion processes in magnetostatically supported gas does not yield the desired result either. Ambipolar diffusion in magnetically supported gas clouds results in a dynamical Larson-Penston-type collapse of the central region where magnetic support is lost, while the outer part is still held up primarily by the field (and develops a  $1/r^2$  density profile). Mass is fed to the center not by an outward moving expansion wave, but by ambipolar diffusion in the outer envelope. The proposal that singular isothermal spheres may form through ambipolar diffusion processes in magnetically subcritical cores has been extensively studied by Mouschovias and collaborators in a series of numerical simulations with ever increasing accuracy and astrophysical detail (Mouschovias 1991, Mouschovias & Morton 1991, 1992a,b, Fiedler & Mouschovias 1992, 1993, Morton *et al.* 1994, Ciolek & Mouschovias 1993, 1994, 1995, 1996, 1998, Basu and Mouschovias 1994, 1995a,b, Desch & Mouschovias 2001; see however also Nakano 1979, 1982, 1983, Lizano & Shu 1989, or Safier *et al.* 1997). The numerical results indicate that the decoupling between matter and magnetic fields occurs over several orders of magnitude in density, becoming important at  $n(\text{H}_2) > 10^{10} \text{ cm}^{-3}$ . There is no single critical density below which matter is fully coupled to the field and above which it is not, although ambipolar diffusion is indeed the dominant physical decoupling process (e.g. Desch & Mouschovias 2001). As a consequence of ambipolar diffusion, initially subcritical gas clumps separate into a central nucleus that becomes both thermally and magnetically supercritical, and an extended envelope that is still held up magnetostatically. The central region goes into rapid collapse sweeping up much of its residual magnetic flux with it (Basu 1997).

Star formation from singular isothermal spheres is also biased against binary formation. The collapse of rotating singular isothermal spheres very likely will result in the formation of single stars, as the central protostellar object forms very early and rapidly increases in mass with respect to a simultaneously forming and growing rotationally supported protostellar disk (e.g. Tsuribe & Inutsuka 1999a,b). By contrast, the collapse of cloud cores with flat inner density profiles will deliver a much smaller fraction of mass directly into the central protostar within a free-fall time. More matter will go first into a rotationally supported disk-like structure. These disks tend to be more massive with respect to the central protostar in a Larson-Penston-type collapse compared to collapsing singular isothermal spheres, they are more likely become unstable to subfragmentation, resulting in the formation of binary or higher-order stellar systems (see the review by Bodenheimer *et al.* 2000). Since the majority of stars seems to form as part of binary or higher-order system (e.g. Mathieu *et al.* 2000), star formation in nature appears incompatible with collapse from strongly centrally peaked initial conditions (Whitworth *et al.* 1996).

## 2. Observations of clouds and cores

Before we consider the observational evidence against the standard theory of magnetically mediated star formation, let us recapitulate its basic predictions as introduced in Section III.C. The theory predicts (a) constant accretion rates and (b) infall motions that are confined to regions that have been passed by a rarefaction wave that moves outwards with the speed of sound, while the parts of a core that lie further out remain static. The theory furthermore (c) relies on the presence of magnetic field strong enough to hold up the gas in molecular cloud cores sufficiently long, so it predicts that cores should be magnetically subcritical during most of their lifetimes. In the following we demonstrate *all* these predictions appear to be contradicted by observations.

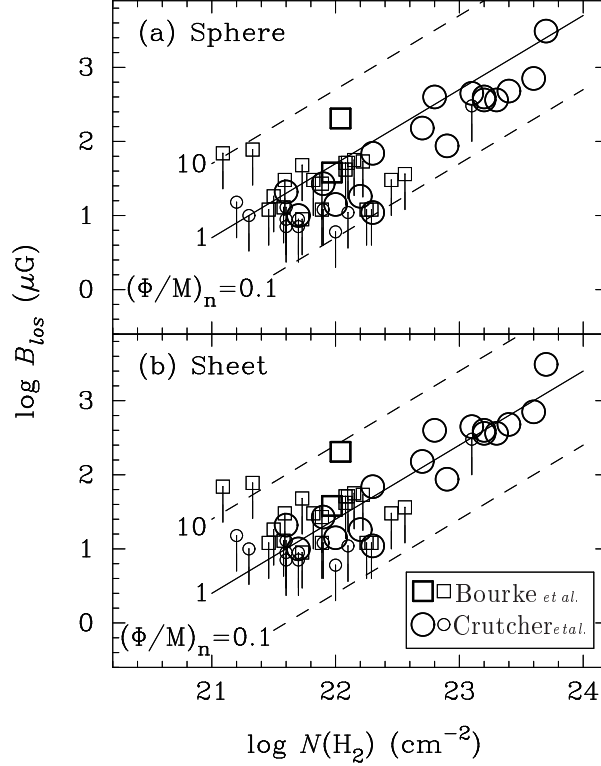


FIG. 9. Line-of-sight magnetic field strength  $B_{\text{los}}$  versus column density  $N(\text{H}_2)$  for various molecular cloud cores. Squares are observations of Bourke *et al.* (2001) and circles are observations summarized by Crutcher (1990), Sarma *et al.* (2000), and Crutcher & Troland (2000). Large symbols represent clear detections of the Zeeman effect, whereas small ones are  $3\sigma$  upper limits to the field strength. The lines drawn for the upper limits connect  $3\sigma$  to  $1\sigma$  limits. To guide the eye, lines of constant flux-to-mass ratio  $(\Phi/M)_n$  are given, normalized to the critical value, i.e. to the inverse of equation (19). The observed line-of-sight component  $B_{\text{los}}$  of the field is statistically deprojected to obtain the absolute value of the field  $B$ . The upper panel (a) assumes spherical core geometry, while the lower panel (b) assumes a sheetlike geometry. A value of  $(\Phi/M)_n < 1$  corresponds to a magnetically supercritical core with magnetic field strengths too weak to support against gravitational contraction, while  $(\Phi/M)_n > 1$  allows magnetic support as required by the standard theory. Note that almost all observed cores are magnetically supercritical. This is evident when assuming spherical symmetry, but even in the case of sheetlike protostellar cores the average ratio is  $\langle (\Phi/M)_n \rangle \approx 0.4$  when considering the  $1\sigma$  upper limits. This is significantly lower than the critical value. The one clear exception is RCW57, but it has two velocity components, leaving its Zeeman value in some doubt. For further discussion see Bourke *et al.* (2001), from which this figure was drawn.

### a. Magnetic Support

In his critical review of the standard theory of star formation, Nakano (1998) pointed out that *no* convincing magnetically subcritical core had been found up to that time. Similar conclusions still hold today. *All* magnetic field measurements are consistent with cores being magnetically supercritical or at most marginally critical.

When the theory was formulated in the late 1970's and 1980's, accurate measurements of magnetic field strength in molecular clouds and cloud cores did not exist or were highly uncertain. Consequently, magnetic fields in molecular cloud were essentially *assumed* to have the properties necessary for the theory to work and to circumvent the observational problems associated with the classical dynamical theory (Section III.B). In particular, the field was thought to have a strong fluctuating component associated with magnetohydrodynamic waves that give rise to the superthermal linewidths ubiquitously observed in molecular cloud material, as well as offering non-thermal support against self-gravity.

Even today, accurate determinations of magnetic field strengths in molecular cloud cores are rare. Most field estimates rely on measuring the Zeeman splitting in molecular lines, typically OH, which is observationally challenging (e.g. Crutcher *et al.* 1993). The Zeeman effect has only been detected above the  $3\sigma$  significance level in a few dozen clouds, while the number of non-detections or upper limits is considerably larger. For a compilation of field strengths in low-mass cores see Crutcher (1999), or more recent work by Bourke *et al.* (2001). Their basic results are summarized in Figure 9, which plots the observed line-of-sight magnetic field  $B_{\text{los}}$  against the column density  $N(\text{H}_2)$  determined from CO measurements.

More detailed interferometric measurements may shift some of the data points closer to the critical value or even slightly into the subcritical regime (Crutcher, private communication), but Nakano's (1998) objection still remains valid. There are no observations of strongly subcritical cores, and the inferred potential energies typically exceed or at most are in approximate equipartition with the magnetic energies. This means that even in the nominally subcritical cases dynamical collapse will set in quickly as it only requires very little ambipolar diffusion to reach a critical mass to flux ratio (Ciolek & Basu 2001). If both non-detections and upper limits are taken into account, magnetic fields are on average too weak to prevent or significantly retard the gravitational collapse of cores. The basic assumption of the standard theory of magnetically mediated star formation therefore seems at odds with the observational facts.

This contradiction could, in principle, be weakened by making the extreme geometrical assumption that all cores are highly flattened, essentially sheetlike objects (Shu *et al.* 1999). Flux-to-mass ratios can then be derived that come closer to the critical value of equilibrium between magnetic pressure and gravity. But even for sheetlike 'cores', the average flux-to-mass ratio lies somewhat below the critical value when taking all measurements into account, including the upper limits at the  $1\sigma$  level (Bourke *et al.* 2001). In addition, highly flattened morphologies appear inconsistent with the observed density structure of cores. They typically appear as 'roundish' objects (like the dark globule B68 described by Alves *et al.* 2001) and more likely are moderately prolate (with axis ratios of about 2:1) than highly oblate (with axis ratios  $\sim 6:1$ ) when statistically deprojected (Myers *et al.* 1991, Ryden 1996; however, some authors do prefer the oblate interpretation, see Li & Shu 1996, Jones, Basu, & Dubinski 2001).

Bertoldi & McKee (1992) already argued that the very massive clumps that form stellar clusters need to be magnetically supercritical. This conclusion was extended to low-mass cloud cores by Nakano (1998). He noted that clumps and cores in molecular clouds are generally observed as regions of significantly larger column density compared to the cloud as a whole (e.g. Benson and Myers 1989, Tatematsu *et al.* 1993). If a core were strongly magnetically subcritical it would need to be confined by the mean cloud pressure or mean magnetic field in the cloud. Otherwise it would quickly expand and disappear. Calculations of the collapse of strongly subcritical cores such as those by Ciolek & Mouschovias (1994) fix the magnetic field at the outer boundaries, artificially confining the cloud. Under the assumption of virial equilibrium, typical values for the mean pressure and mean magnetic field in molecular clouds demand column densities in magnetostatic cores that are comparable to those in the ambient molecular cloud material. This contradicts the observed large column density contrast between cloud cores and the rest of the cloud, giving additional evidence that most low-mass cores are also magnetically supercritical and collapsing.

### b. Infall Motions

Protostellar infall motions are observed on scales larger than and with velocities greater than predicted by the standard theory. One of the basic assumptions of the standard theory is the existence of a long-lasting quasi-static phase in protostellar evolution while ambipolar diffusion acts. Once ambipolar diffusion establishes the central singularity, a rarefaction wave expands transsonically. Gas beyond the rarefaction wave remains at rest. Therefore the theory predicts that prestellar cores (cloud cores without central protostars, see e.g. André *et al.* 2000 for a discussion) should show no signatures of infall motions, and that protostellar cores at later stages of evolution should exhibit collapse motions confined to their central regions. This can be tested by mapping molecular cloud cores at the same time in optically thin and thick lines. Inward motions can be inferred from asymmetry of optically thick lines, if the zero point of the velocity frame is determined from the optically thin lines. This procedure allows the separation of infall signatures from those of rotation and possible outflows (Myers *et al.* 1996).

One of the best studied examples is the apparently starless core L1544, which exhibits infall asymmetries (implying velocities up to  $0.1 \text{ km s}^{-1}$ ) that are too extended ( $\sim 0.1 \text{ pc}$ ) to be consistent with inside-out collapse (Tafalla *et al.* 1998, Williams *et al.* 1999). Similar conclusions can be derived for a variety of other sources (see the review by Myers, Evans, & Ohashi 2000; or the extended survey for infall motions in prestellar cores by Lee, Myers, & Tafalla 1999, 2001). Typical observed contraction velocities in the prestellar phase are between  $0.05$  and  $0.1 \text{ km s}^{-1}$ , corresponding to mass infall rates ranging from a few  $10^{-6}$  to a few  $10^{-5} \text{ M}_{\odot} \text{ yr}^{-1}$ . The sizes of the infalling regions (e.g. as measured in CS) typically exceed the sizes of the corresponding cores as measured in high-density tracers like  $\text{N}_2\text{H}^+$  by a factor of 2–3. Even the dark globule B335, which was considered “a theorists dream” (Myers *et al.* 2000) and which was thought to match standard theory very well (Zhou *et al.* 1993) is also consistent with Larson-Penston collapse (e.g. Masunaga and Inutsuka 2001) when analyzed using improved radiation transfer techniques but relying on single dish data only. The core however exhibits considerable sub-structure and complexity (clumps, outflows, etc.) when observed with high spatial and spectral resolution using interferometry (Wilner *et al.* 2001). This raises questions about the applicability of *any* 1D, isothermal collapse model to real cloud cores.

Extended inward motions are a common feature in prestellar cores, and appear a necessary ingredient for the formation of stars as predicted by dynamical theories (Sections III.A and IV.K).

### c. Density profiles

Observed prestellar cores have flat inner density profiles, as described in Section II.E. The basis of the Shu (1977) model is the singular isothermal sphere: the theory assumes radial density profiles  $\rho \propto 1/r^2$  at all radii  $r$  as starting conditions of protostellar collapse. High-resolution mapping of the density profiles of prestellar cores provides the most direct evidence against singular isothermal spheres as initial conditions of protostellar collapse.

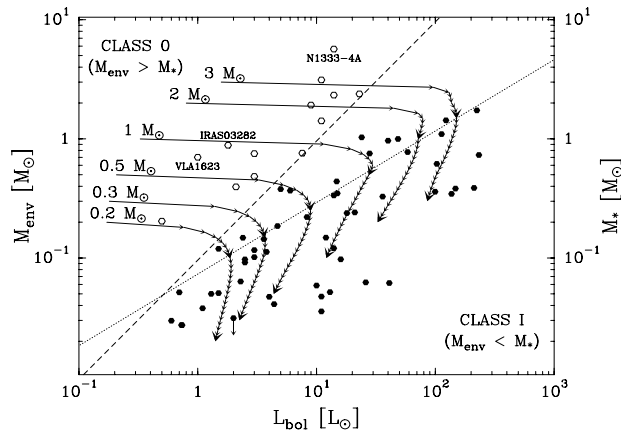


FIG. 10. Plot of envelope mass  $M_{\text{env}}$  versus bolometric luminosity  $L_{\text{bol}}$  for a sample of cores containing protostars in the main accretion phase with masses  $M_*$ , from André & Montmerle (1994) and Saraceno *et al.* (1996). Open circles are objects with  $M_{\text{env}} > M_*$  and filled circles are in the later evolutionary stage where  $M_{\text{env}} < M_*$ . The evolutionary tracks shown assume a bound initial configuration of finite mass that has  $L_{\text{bol}} = GM_*\dot{M}_*/R_* + L_*$  with  $L_*$  from Stahler (1988), and assume that both  $M_{\text{env}}$  and  $\dot{M}_* = M_{\text{env}}/\tau$  ( $\tau \approx 10^5 \text{ yr}$ ), decline exponentially with time (Bontemps *et al.* 1996, also Myers *et al.* 1998). Exponentially declining  $\dot{M}_*$  shows better agreement with the data than do constant accretion rates. Small arrows are plotted on the tracks every  $10^4 \text{ yr}$ , and large arrows when 50% and 90% of the total mass is accreted onto the central protostar. The dashed and dotted lines indicate the transition from  $M_{\text{env}} > M_*$  to  $M_{\text{env}} < M_*$  using two different relations,  $M_* \propto L_{\text{bol}}$  and  $M_* \propto L_{\text{bol}}^{0.6}$ , respectively, indicating the range proposed in the literature (e.g. André & Montmerle 1994, or Bontemps *et al.* 1996). The latter relation is suggested by the accretion scenario adopted in the tracks. The figure is adapted from André *et al.* (2000).

#### d. Chemical ages

The chemical age of substructure in molecular clouds, as derived from observations of chemical abundances (also see Section VI.A), is much smaller than the ambipolar diffusion time. This poses a timescale argument against magnetically regulated star formation. The comparison of multi-molecule observations of cloud cores with time-dependent chemical models indicates typical ages of about  $10^5$  years (see the reviews by van Dishoeck *et al.* 1993, van Dishoeck & Black 1998, and Langer *et al.* 2000). This is orders of magnitude shorter than the timescales of up to  $10^7$  yr required for ambipolar diffusion to become important as required by the standard model.

### 3. Protostars and young stars

#### a. Accretion rates

Observed protostellar accretion rates decline with time, in contradiction to the constant rates predicted by the standard model. As matter falls onto the central protostar it goes through a shock and releases energy that is radiated away giving rise to a luminosity  $L_{\text{acc}} \approx GM_\star \dot{M}_\star / R_\star$  (Shu *et al.* 1987, 1993). The fact that most of the matter first falls onto a protostellar disk, where it gets transported inwards on a viscous timescale before it is able to accrete onto the star does not alter the expected overall luminosity by much (see e.g. Hartmann 1998).

During the early phases of protostellar collapse, while the mass  $M_{\text{env}}$  of the infalling envelope exceeds the mass  $M_\star$  of the central protostar, the accretion luminosity  $L_{\text{acc}}$  far exceeds the intrinsic luminosity  $L_\star$  of the young star. Hence the observed bolometric luminosity  $L_{\text{bol}}$  of the object is a direct measure of the accretion rate as long as reasonable estimates of  $M_\star$  and  $R_\star$  can be obtained. Determinations of bolometric temperature  $T_{\text{bol}}$  and luminosity  $L_{\text{bol}}$  therefore should provide a fair estimate of the evolutionary stage of a protostellar core (e.g. Chen *et al.* 1995, Myers *et al.* 1998). Scenarios in which the accretion rate decreases with time and increases with total mass of the collapsing cloud fragment yield qualitatively better agreement with the observations than do models with constant accretion rate (André *et al.* 2000, see however Jayawardhana, Hartmann, & Calvet 2001, for an alternative interpretation based on environmental conditions). A comparison of observational data with theoretical models where  $\dot{M}_\star$  decreases exponentially with time is shown in Figure 10.

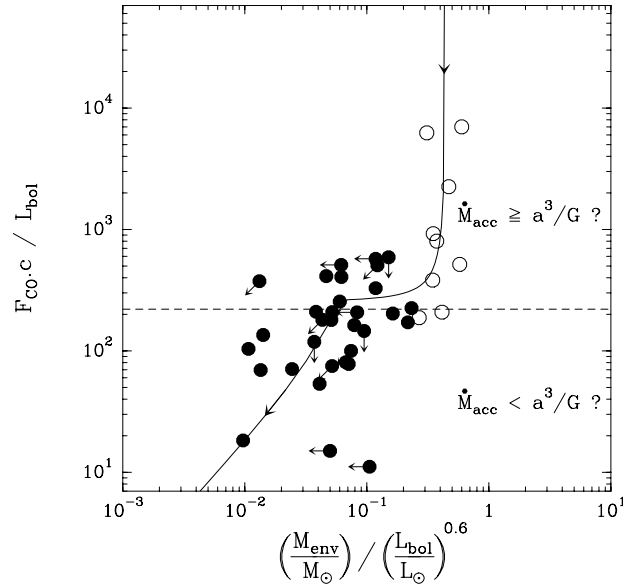


FIG. 11. Outflow momentum flux  $F_{\text{CO}}$  versus envelope mass  $M_{\text{env}}$ , normalized to the bolometric luminosity  $L_{\text{bol}}$ , using the relations  $M_{\text{env}} \propto L_{\text{bol}}^{0.6}$  and  $F_{\text{CO}} \propto L_{\text{bol}}$ . Protostellar cores with  $M_{\text{env}} > M_\star$  are shown by open circles, and  $M_{\text{env}} < M_\star$  by filled circles (data from Bontemps *et al.* 1996).  $F_{\text{CO}}c/L_{\text{bol}}$  is an empirical tracer for the accretion rate; the speed of light  $c$  is invoked in order to obtain a dimensionless quantity.  $M_{\text{env}}/L_{\text{bol}}^{0.6}$  is an evolutionary indicator that decreases with time. The abscissa therefore corresponds to a time axis, with early times at the right and later times to the left. Overlaid on the data is a evolutionary model that assumes a flat inner density profile (for details see Henriksen *et al.* 1997, where the figure was published originally).

A closely related method to estimate the accretion rate  $\dot{M}_\star$  is determination of protostellar outflow strengths (Bontemps *et al.* 1996). Most embedded young protostars have powerful molecular outflows (Richer *et al.* 2000), while outflow strength decreases towards later evolutionary stages. At the end of the main accretion phase, the bolometric luminosity of protostars  $L_{\text{bol}}$  strongly correlates with the momentum flux  $F_{\text{CO}}$  (e.g. Cabrit & Bertout 1992). Furthermore,  $F_{\text{CO}}$  correlates well with  $M_{\text{env}}$  for all protostellar cloud cores (Bontemps *et al.* 1996, Hoherheijde *et al.* 1998, Henning and Launhardt 1998). This result is independent of the  $F_{\text{CO}} - L_{\text{bol}}$  relation and most likely results from a progressive decrease of outflow power with time during the main accretion phase. With the linear correlation between outflow mass loss and protostellar accretion rate (Hartigan *et al.* 1995) these observations therefore suggest stellar accretion rates  $\dot{M}_\star$  that decrease with time. This is illustrated in Figure 11 which compares the observed values of the normalized outflow flux and the normalized envelope mass for a sample of  $\sim 40$  protostellar cores with a simplified dynamical collapse model with decreasing accretion rate  $\dot{M}_\star$  (Henriksen *et al.* 1997). The model describes the data relatively well, as opposed to models of constant  $\dot{M}_\star$ .

### b. Embedded Objects

The fraction of protostellar cores with embedded protostellar objects is very high. Further indication that the standard theory may need to be modified comes from estimates of the time spent by protostellar cores during various stages of their evolution. As the standard model assumes that cloud cores in the prestellar phase evolve on ambipolar diffusion timescales, which are an order of magnitude longer than the dynamical timescales of the later accretion phase, one would expect a significantly larger number of starless cores than cores with embedded protostars.

For a uniform sample of protostars, the relative numbers of objects in distinct evolutionary phases roughly correspond to the relative time spent in each phase. Beichman *et al.* (1986) used the ratio of numbers of starless cores to the numbers of cores with embedded objects detected with the *Infrared Astronomical Satellite* (IRAS) and estimated that the duration of the prestellar phase is about equal to the time needed for a young stellar object to completely accrete its protostellar envelope. Millimeter continuum mapping of pre-stellar cores gives similar results (Ward-Thompson *et al.* 1994, 1999), leading André *et al.* (2000) to argue that the timespan of cores to increase their central density  $n(\text{H}_2)$  from  $\sim 10^4$  to  $\sim 10^5 \text{ cm}^{-3}$  is about the same as to go from  $n(\text{H}_2) \approx 10^5 \text{ cm}^{-3}$  to the formation of the central protostar. This clearly disagrees with standard ambipolar diffusion models (e.g. Ciolek & Mouschovias 1994), which predict a duration six times longer. Ciolek & Basu (2000) were indeed able to accurately model infall in L1544 using an ambipolar diffusion model, but they did so by using initial conditions that were already almost supercritical, so that very little ambipolar diffusion had to occur before dynamical collapse would set in. Ciolek & Basu (2001) quantify the central density required to match the observations, and conclude that observed pre-stellar cores are either already supercritical or just about to be. These observations that already in the prestellar phase the timescales of core contraction are determined by fast dynamical processes rather than by slow ambipolar diffusion.

### c. Stellar Ages

If the contraction time of individual cloud cores in the prestellar phase is determined by ambipolar diffusion, then the age spread in a newly formed group or cluster should considerably exceed the dynamical timescale. Within a star-forming region, high-density protostellar cores will evolve and form central protostars faster than their low-density counterparts, so the age distribution is roughly determined by the evolution time of the lowest-density condensation.

However, the observed age spread in star clusters is very short. For example, in the Orion Trapezium cluster, a dense cluster of a few thousand stars, it is less than  $10^6$  years (Prosser *et al.* 1994, Hillenbrand 1997, Hillenbrand & Hartmann 1998), and the same holds for L1641 (Hodapp & Deane 1993). These age spreads are comparable to the dynamical time in these clusters. Similar conclusions can be obtained for Taurus (Hartmann 2001), NGC 1333 (Bally *et al.* 1996, Lada *et al.* 1996), NGC 6531 (Forbes 1996), and a variety of other clusters (see Elmegreen *et al.* 2000, Palla & Stahler 1999, Hartmann 2001).

Larger regions form stars for a longer time. This correlation suggests that typical star formation times correspond to about 2–3 turbulent crossing times in that region (Efremov & Elmegreen 1998a). This is very fast compared to the ambipolar diffusion timescale, which is about 10 crossing times in a uniform medium with cosmic ray ionization (Shu *et al.* 1987) and is even longer if stellar UV sources contribute to the ionization (Myers & Khersonsky 1995) or if the cloud is very clumpy (Elmegreen & Combes 1992). Magnetic fields, therefore, appear unable to regulate star formation on scales of stellar clusters.

#### IV. TOWARD A NEW PARADIGM

In this section we suggest that self-gravity acting in a supersonic, turbulent flow can lead to behavior consistent with observations of star formation, returning to the pioneering ideas of Larson (1981) in a more quantitative fashion. We first examine whether magnetic fields can maintain the supersonic motions observed in molecular clouds in Section IV.A. We then study the behavior of self-gravitating, turbulent gas, beginning in Section IV.B. We conclude that turbulence often inhibits collapse without preventing it entirely in Section IV.G, and discuss the relation between turbulence and star formation in the subsequent subsections. Finally, we outline our conclusions in Section IV.K.

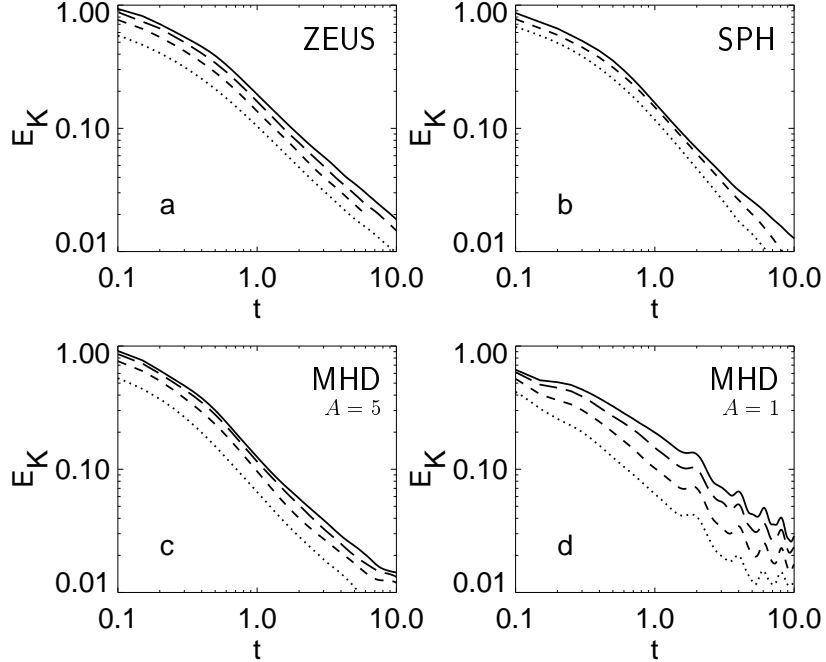


FIG. 12. Decay of supersonic turbulence. The plots show the time evolution of the total kinetic energy  $E_K$  in a variety of 3D numerical calculations of decaying supersonic turbulence in isothermal ideal gas with initial rms Mach number  $\mathcal{M} = 5$ . Grid-based ZEUS models have  $32^3$  (dotted),  $64^3$  (short dashed),  $128^3$  (long dashed), or  $256^3$  (solid) zones, while the particle-based SPH models have 7000 (dotted), 50,000 (short dashed), or 350,000 (solid) particles. The panels show (a) gas dynamic runs with ZEUS, (b) gas dynamic runs with SPH, (c) MHD ZEUS calculations with Alfvénic Mach number  $A = 5$  MHD, and (d)  $A = 1$  MHD runs with ZEUS, where  $A = v_{\text{rms}}/v_A = v_{\text{rms}}\sqrt{4\pi\rho}/|B|$ . (From Mac Low *et al.* 1998).

##### A. Maintenance of supersonic motions

We first consider the question of how to maintain observed supersonic motions. As described above in Section III.C, magnetohydrodynamic waves were generally thought to provide the means to prevent the dissipation of interstellar turbulence. However, numerical models have now shown that they do not. One-dimensional simulations of decaying, compressible, isothermal, magnetized turbulence by Gammie & Ostriker (1996) showed quick decay of kinetic energy  $E_{\text{kin}}$  in the absence of driving, but found that the quantitative decay rate depended strongly on initial and boundary conditions because of the low dimensionality. Mac Low *et al.* (1998), Stone, Ostriker & Gammie (1998), and Padoan & Nordlund (1999) measured the decay rate in direct numerical simulations in three dimensions, using a number of different numerical methods. They uniformly found rather faster decay, with Mac Low *et al.* (1998) characterizing it as  $E_{\text{kin}} \propto t^{-\eta}$ , with  $0.85 < \eta < 1.1$ . A resolution and algorithm study is shown in Figure 12. Magnetic fields with strengths ranging up to equipartition with the turbulent motions (ratio of thermal to magnetic pressures as low as  $\beta = 0.025$ ) do indeed reduce  $\eta$  to the lower end of this range, but not below that, while unmagnetized supersonic turbulence shows values of  $\eta \simeq 1$ –1.1.

Stone *et al.* (1998) and Mac Low (1999) showed that supersonic turbulence decays in less than a free-fall time under molecular cloud conditions, regardless of whether it is magnetized or unmagnetized. The gas dynamical result agrees

with the high-resolution, transsonic, decaying models of Porter & Woodward (1992) and Porter *et al.* (1994). Mac Low (1999) showed that the formal dissipation time  $\tau_d = E_{\text{kin}}/\dot{E}_{\text{kin}}$ , scaled in units of the free fall time  $t_{\text{ff}}$ , is

$$\tau_d/\tau_{\text{ff}} = \frac{1}{4\pi\xi} \left(\frac{32}{3}\right)^{1/2} \frac{\kappa}{\mathcal{M}_{\text{rms}}} \simeq 3.9 \frac{\kappa}{\mathcal{M}_{\text{rms}}}, \quad (26)$$

where  $\xi = 0.21/\pi$  is the energy-dissipation coefficient,  $\mathcal{M}_{\text{rms}} = v_{\text{rms}}/c_s$  is the rms Mach number of the turbulence, and  $\kappa$  is the ratio of the driving wavelength to the Jeans wavelength  $\lambda_J$ . In molecular clouds,  $\mathcal{M}_{\text{rms}}$  is typically observed to be of order 10 or higher. The value of  $\kappa$  is less clear. Molecular clouds do appear to be driven from large scales (Section II.B), while the effective value of  $\lambda_J$  is not entirely clear in a strongly inhomogeneous medium. If  $\kappa < 3-4$ , then undriven turbulence will decay in a free-fall time. As we discuss in Section VI.A, the observational evidence suggests that clouds are a few free-fall times old, on average, though perhaps not more than two or three, so there may be continuing energy input into the clouds. This energy input may come from the same compressive motions that have been suggested to form the clouds (Ballesteros-Paredes, Hartmann, & Vázquez-Semadeni 1999).

## B. Turbulence in self-gravitating gas

This leads to the question of what effect supersonic turbulence has on self-gravitating clouds. Can turbulence alone delay gravitational collapse beyond a free-fall time? In Sections I.B and Section III.A, we summarized analytic approaches to this question, and pointed out that, aside from Sasao (1973), they were all based on the assumption that the turbulent flow is close to incompressible. Sasao (1973) concluded that compressible turbulence with a Kolmogorov spectrum would show collapse at roughly the Jeans scale.

Numerical models of highly compressible, self-gravitating turbulence have shown the importance of density fluctuations generated by the turbulence to understanding support against gravity. Early models by Bonazzola *et al.* (1987), Passot *et al.* (1988), and Léorat, Passot & Pouquet (1990) used low resolution calculations ( $32^2$  to  $64^2$  collocation points) with a two-dimensional (2D) spectral code to support their analytical results. The gas dynamical studies by Vázquez-Semadeni, Passot, & Pouquet (1995) and Ballesteros-Paredes *et al.* (1999b), were also restricted to two dimensions, and were focussed on the ISM at kiloparsec scales rather than molecular clouds, although they were performed with far higher resolution (up to  $800 \times 800$  points). Magnetic fields were introduced in these models by Passot, Vázquez-Semadeni, & Pouquet (1995), and extended to three dimensions with self-gravity (though at only  $64^3$  resolution) by Vázquez-Semadeni, Passot, & Pouquet (1996). One-dimensional computations focussed on molecular clouds, including both MHD and self-gravity, were presented by Gammie & Ostriker (1996) and Balsara, Crutcher & Pouquet (1999). Ostriker, Gammie, & Stone (1999) extended their work to 2.5 dimensions.

These early models at low resolution, low dimension, or both, suggested two conclusions important for this review. First, gravitational collapse, even in the presence of magnetic fields, does not generate sufficient turbulence to markedly slow further collapse. Second, turbulent support against gravitational collapse may act globally, while still allowing local collapse. More recent three-dimensional (3D), high-resolution computations by Klessen *et al.* (1998, 2000), Klessen (2000), Klessen & Burkert (2000, 2001), and Heitsch *et al.* (2001a) have now confirmed and extended these earlier results. In the following, we use these calculations to draw consequences for the theory of star formation.

## C. A numerical approach

Klessen *et al.* (2000) and Heitsch *et al.* (2001a) applied two different numerical methods: ZEUS-3D, an Eulerian MHD code (Stone & Norman 1992ab, Clarke 1994, Hawley & Stone 1995), and an implementation of smoothed particle hydrodynamics (SPH), a Lagrangian hydrodynamics method using particles as an unstructured grid (Benz 1990, Monaghan 1992). Klessen *et al.* (1998), Klessen (2000), and Klessen & Burkert (2000, 2001) used only SPH computations.

SPH can resolve very high density contrasts because it increases the particle concentration in regions of high density, and thus the effective spatial resolution, making it well suited for computing collapse problems. By the same token, though, it resolves low-density regions poorly. Shock structures tend to be broadened by the averaging kernel in the absence of adaptive techniques. The correct numerical treatment of gravitational collapse requires the resolution of the local Jeans mass at every stage of the collapse (Bate & Burkert 1997). In the models described here, once an object with density beyond the resolution limit of the code has formed in the center of a collapsing gas clump, it is replaced by a ‘sink’ particle (Bate, Bonnell, & Price 1995). Replacing high-density cores and keeping track of their



further evolution in a consistent way prevents the time step from becoming prohibitively small. This allows modeling of the collapse of a large number of cores until the overall gas reservoir becomes exhausted.

ZEUS-3D, conversely, gives equal resolution in all regions, resolving shocks equally well everywhere, as well as allowing the inclusion of magnetic fields (see Section IV.F). On the other hand, collapsing regions cannot be followed to scales less than one or two grid zones. Once again the resolution required to follow gravitational collapse must be considered. For a grid-based simulation, the criterion given by Truelove *et al.* (1997) holds. Equivalent to the SPH resolution criterion, the mass contained in one grid zone has to be rather smaller than the local Jeans mass throughout the computation. In the models described here, this criterion is satisfied until gravitational collapse is underway.

The computations discussed here are done on periodic cubes, with an isothermal equation of state, using up to  $256^3$  zones (with one model at  $512^3$  zones) or  $80^3$  SPH particles. To generate turbulent flows, Gaussian velocity fluctuations are introduced with power only in a narrow interval  $k - 1 \leq |\vec{k}| \leq k$ , where  $k = L/\lambda_d$  counts the number of driving wavelengths  $\lambda_d$  in the box (Mac Low *et al.* 1998). This offers a simple approximation to driving by mechanisms that act on a single scale. To drive the turbulence, this fixed pattern is normalized to maintain constant kinetic energy input rate  $\dot{E}_{\text{in}} = \Delta E/\Delta t$  (Mac Low 1999). Self-gravity is turned on only after the turbulence reaches a state of dynamical equilibrium.

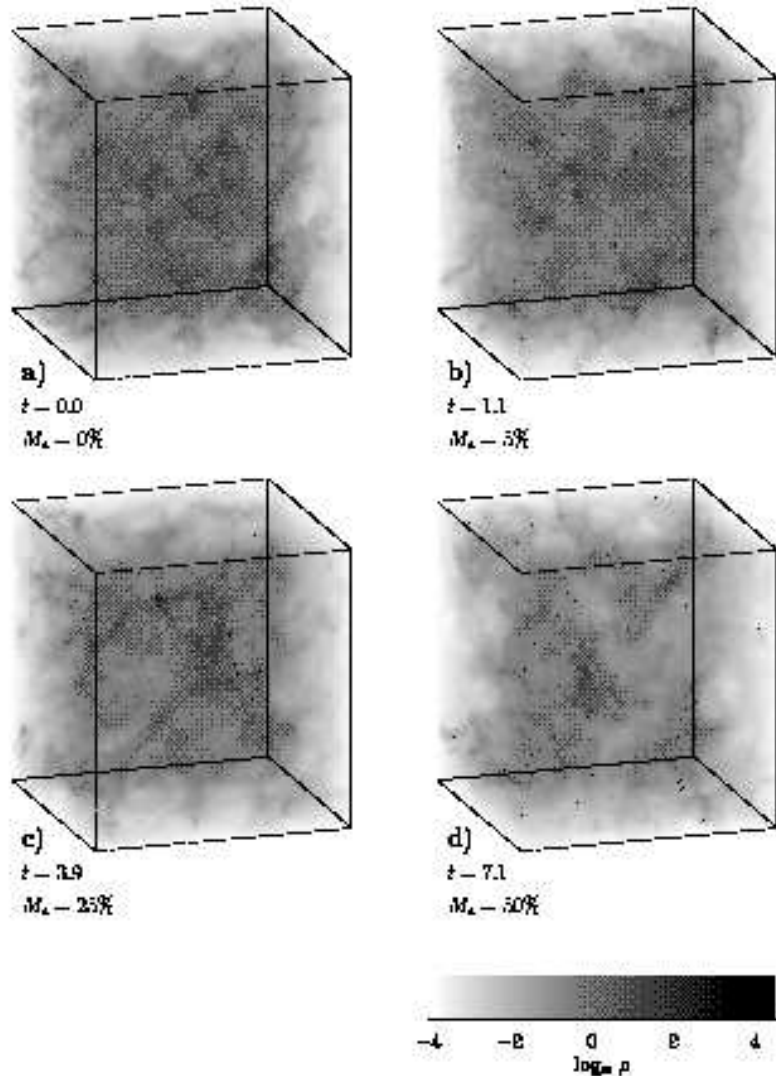


FIG. 13. Density cubes in a model of supersonic turbulence driven on intermediate scales, with wavenumbers  $k = 3 - 4$ , from Klessen *et al.* (2000). Four different evolutionary stages are shown: (a) just before gravity is turned on, (b) when the first collapsed cores are formed and have accreted  $M_* = 5\%$  of the mass, (c) when the mass in dense cores is  $M_* = 25\%$ , and (d) when  $M_* = 50\%$ . Time is measured in units of the global system free-fall timescale  $\tau_{\text{ff}}$ , and dark dots indicate the locations of protostars.

## D. Global collapse

First, we examine the question of whether gravitational collapse can itself generate enough turbulence to prevent further collapse. Gas dynamical SPH models initialized at rest with Gaussian density perturbations show fast collapse, with the first collapsed objects forming in a single free-fall time (Klessen, Burkert, & Bate 1998; Klessen & Burkert 2000, 2001; Bate *et al.* 2002a,b). Models set up with a freely decaying turbulent velocity field behave similarly (Klessen 2000). Further accretion of gas onto collapsed objects then occurs over the next free-fall time, defining the predicted spread of stellar ages in a freely-collapsing system. The turbulence generated by collapse (or virialization) fails to prevent further collapse, contrary to previous suggestions (e.g. by Elmegreen 1993). Such a mechanism only works for thermal pressure support in systems such as galaxy cluster halos where energy is lost inefficiently, while turbulence dissipates energy quite efficiently (Eq. 26).

Models of freely collapsing, magnetized gas remain to be done, but models of self-gravitating, decaying, magnetized turbulence by Balsara, Ward-Thompson, & Crutcher (2001) using an MHD code incorporating a Riemann solver suggest that the presence of magnetic fields does not markedly extend collapse timescales. They further show that accretion down filaments aligned with magnetic field lines onto cores occurs readily. This allows high mass-to-flux ratios to be maintained even at small scales, which is necessary for supercritical collapse to continue in a magnetized medium after fragmentation occurs.

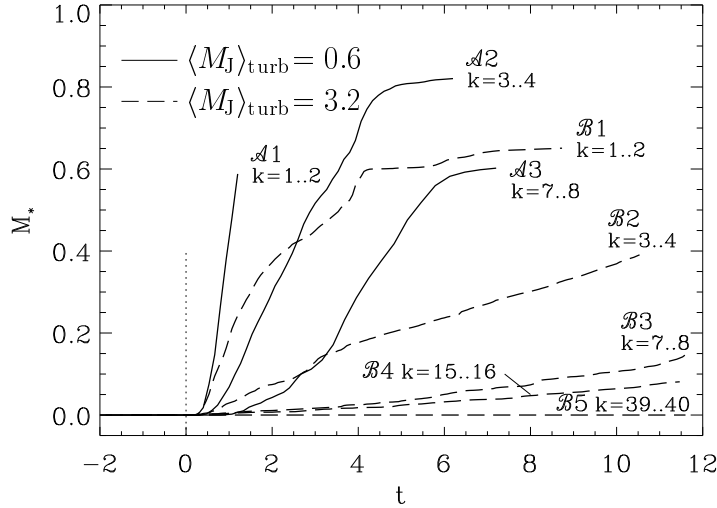


FIG. 14. Fraction  $M_{\text{core}}$  of mass accreted onto protostars as function of time for different models of self-gravitating supersonic turbulence. The models differ by driving strength and driving wavenumber, as indicated in the figure. The mass in the box is initially unity, so the  $\mathcal{A}$ -models (solid curves) are formally unsupported, while the  $\mathcal{B}$ -models (dashed lines) are formally supported. This is indicated by the effective turbulent Jeans mass  $\langle M_J \rangle_{\text{turb}}$  defined at the mean density. This number has to be compared with the total mass in the cube, which is unity. The figure shows that the efficiency of local collapse depends on the scale and strength of turbulent driving. Time is measured in units of the global system free-fall timescale  $\tau_{\text{ff}}$ . Only the model  $\mathcal{B}5$  which is driven strongly at scales smaller than the Jeans wavelength  $\lambda_J$  in shock-compressed regions shows no collapse. (From Klessen *et al.* 2000.)

## E. Local collapse in globally stable regions

Second, we examine whether continuously driven turbulence can support against gravitational collapse. The models of driven, self-gravitating turbulence by Klessen *et al.* (2000) and Heitsch *et al.* (2001a) described in Section IV.C show that *local* collapse occurs even when the turbulent velocity field carries enough energy to counterbalance gravitational contraction on global scales. This idea was first suggested by Hunter (1979), who used the virial theorem to make his case. Later support for it was offered by 2D gas dynamical computations by Léorat *et al.* (1990). An example of local collapse in a globally supported cloud is given in Figure 13. A hallmark of global turbulent support is isolated, inefficient, local collapse.

Local collapse in a globally stabilized cloud is not predicted by any of the analytic models for turbulent, self-gravitating gas, as discussed in Klessen *et al.* (2000). The resolution to this apparent paradox lies in the requirement that any substantial turbulent support must come from supersonic flows, as otherwise pressure support would be at least equally important. However, supersonic flows compress the gas in shocks. In isothermal gas with density  $\rho$  the postshock gas has density  $\rho' = \mathcal{M}^2 \rho$ , where  $\mathcal{M}$  is the Mach number of the shock. The turbulent Jeans length  $\lambda_J \propto \rho'^{-1/2}$  in these density enhancements, so it drops by a factor of  $\mathcal{M}$  in isothermal shocks.

Klessen *et al.* (2000) demonstrated that supersonic turbulence can completely prevent collapse only when it can support not just the average density, but also the shocked, high-density regions, as shown in Figure 14. This basic point was earlier made by Elmegreen (1993) and Vázquez-Semadeni *et al.* (1995). Two criteria must be fulfilled in these regions. The rms velocity must be high enough, and the driving wavelength  $\lambda_d < \lambda_J(\rho')$  small enough. If these two criteria are not met, the localized high-density regions collapse, although the surrounding flow remains turbulently supported.

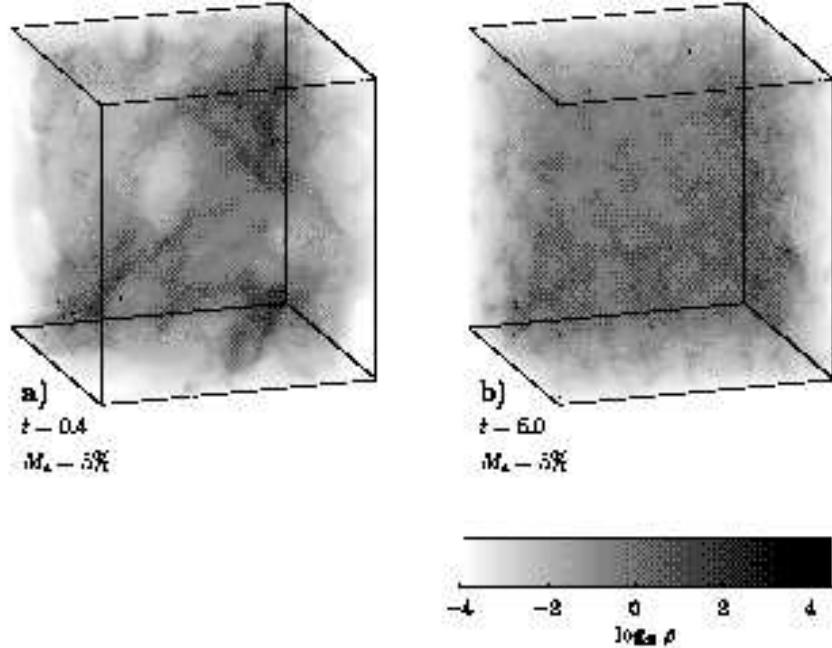


FIG. 15. Density cubes for (a) a model of large-scale driven turbulence and (b) a model of small-scale driven turbulence at an evolutionary phase when  $M_* = 5\%$  of the total mass has been accumulated by protostars. Compare with Figure 13b. Together they illustrate the influence of different driving wavelengths for otherwise identical physical parameters. Larger-scale driving results in a more organized distribution of protostars (black dots), while smaller-scale driving results in a more random structure. Note the different times at which  $M_* = 5\%$  is reached. (From Klessen *et al.* 2000.)

The *length scale* and *strength* of energy injection into the system determine the structure of the turbulent flow, and therefore the locations at which stars are most likely to form. Large-scale driving leads to large coherent shock structures (Figure 15a). Local collapse occurs predominantly in these filaments and layers of shocked gas (Klessen *et al.* 2000). Increasing the driving scale produces larger and more massive structures that can become gravitationally unstable. Hence, the star formation efficiency (eq. 2) increases. The same is true for weaker driving. Reducing the turbulent kinetic energy means that more and larger volumes exceed the Jeans criterion for gravitational instability. The more massive the unstable region is, the more stars it will form. Dense clusters or associations of stars build up, either in the complete absence of energy input, or when small-scale turbulence is too weak to support large volumes, or when large-scale turbulence sweeps up large masses of gas that collapse. In all of these cases star formation is high efficiency and proceeds on a free-fall timescale (Klessen *et al.* 1998, Klessen & Burkert 2000, 2001).

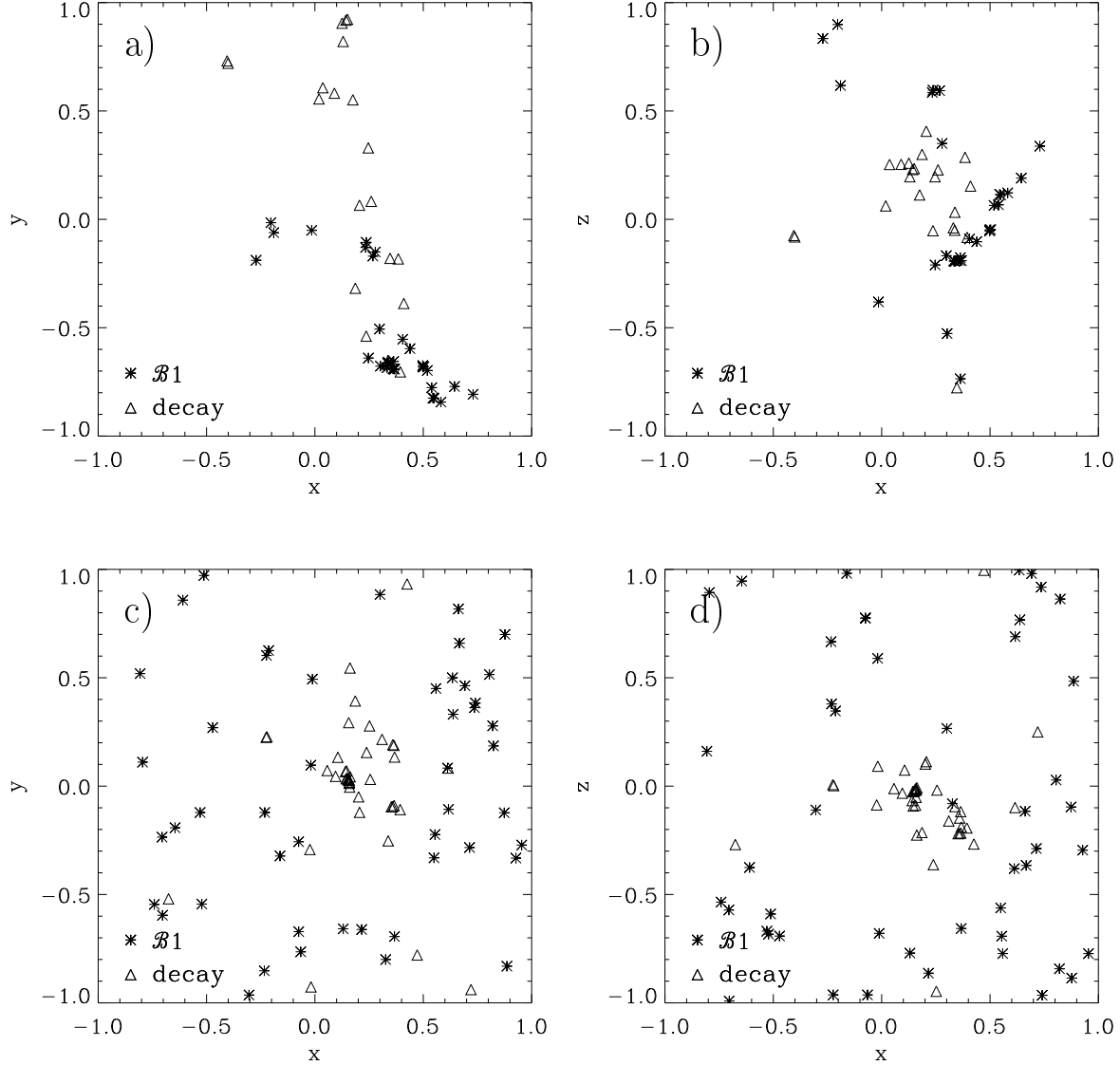


FIG. 16. Projected positions of protostars in models of turbulence driven at large scale (model  $\mathcal{B}1$  with driving wavenumber  $k = 1-2$ ) and freely decaying turbulence at two different times. The upper panels show projections into (a) the x-y plane and (b) the x-z plane at an evolutionary stage when  $M_* \approx 20\%$  of the total mass has been accreted. The gravitational potential is still dominated by non-accreted gas, and the two models are statistically indistinguishable. In both cases protostars form in a group. However, only decaying turbulence leads to a bound cluster. In the model of driven turbulence, the group disperses quickly, and stars end up widely distributed throughout the computational volume. This is illustrated in the lower panels (c) and (d), which show the same projections of the system at later times when  $M_* \approx 65\%$ . (From Klessen *et al.* 2000.)

These points are illustrated in Figure 16, which compares the distribution of protostars in a model of freely-decaying turbulence to the distribution in a model of turbulence driven at large scale strongly enough to formally support against collapse. Both scenarios lead to star formation in aggregates and clusters. However, the figure suggests a possible way to distinguish between the two. Decaying turbulence typically results in a bound cluster of stars, while stellar aggregates associated with large-scale, coherent, shock fronts often have super-virial velocity dispersions that result in their quick dispersal. The numerical models discussed here do not include feedback from the newly formed stars, however. Ionization and outflows may retard or impede further star formation or gas accretion, possibly preventing a bound cluster from forming even in the case of freely decaying turbulence.

The efficiency of collapse depends on the properties of the supporting turbulence. It could be regulated by the

amount of gas available for collapse on scales where turbulence turns from supersonic to subsonic (Vázquez-Semadeni, Ballesteros-Paredes, & Klessen 2003). Sufficiently strong driving on short enough scales can prevent local collapse for arbitrarily long periods of time, but such strong driving may be rather difficult to arrange in a real molecular cloud. If we assume that stellar driving sources have an effective wavelength close to their separation, then the condition that driving acts on scales smaller than the Jeans wavelength in ‘typical’ shock generated gas clumps requires the presence of an extraordinarily large number of stars evenly distributed throughout the cloud, with typical separation 0.1 pc in Taurus, or only 350 AU<sup>3</sup> in Orion. This is not observed. Very small driving scales seem to be at odds with the observed large-scale velocity fields in at least some molecular clouds (e.g. Ossenkopf & Mac Low 2002).

Triggering of star formation by compression has been discussed at least since the work of Elmegreen & Lada (1977) on star formation in the gas swept up by expanding H II regions. The turbulent compressions described here do indeed trigger local star formation in globally supported regions. However, in the absence of the flow, global collapse would cause more vigorous star formation. Indeed, Elmegreen & Lada (1977) noted themselves that the time for gravitational instability to occur in the shocked, compressed layer was actually somewhat longer than the Jeans time in the undisturbed cloud. We discuss this issue further in Section VI.D.2.

The domination of cloud structure by large-scale modes leads to the formation of stars in groups and clusters. When stars form in groups, their velocities initially reflect the turbulent velocity field of the gas from which they formed. However, as more and more mass accumulates in protostars, their mutual gravitational interaction becomes increasingly important, beginning to determine the dynamical state of the system, which then behaves more and more like a collisional  $N$ -body system, where close encounters occur frequently (see Section V.D).

## F. Effects of magnetic fields

So far, we have concentrated on the effects of purely gas dynamical turbulence. How does the picture discussed here change if we consider the presence of magnetic fields? Magnetic fields have been suggested to support molecular clouds well enough to prevent gravitationally unstable regions from collapsing (McKee 1999), either magnetostatically or dynamically through MHD waves.

Assuming ideal MHD, a self-gravitating cloud of mass  $M$  permeated by a uniform flux  $\Phi$  is stable unless the mass-to-flux ratio exceeds the value given by Eq. (19). Without any other mechanism of support, such as turbulence acting along the field lines, a magnetostatically supported cloud collapses to a sheet which is then supported against further collapse. Fiege & Pudritz (1999) found an equilibrium configuration of helical field that could support a filament, rather than a sheet, from fragmenting and collapsing. Such configurations do not appear in numerical models of turbulent molecular clouds, however, suggesting that reaching this stable equilibrium is difficult.

Investigation of support by MHD waves concentrates mostly on the effect of Alfvén waves, as they (1) are not as subject to damping as magnetosonic waves and (2) can exert a force *along* the mean field, as shown by Dewar (1970) and Shu *et al.* (1987). This is because Alfvén waves are *transverse* waves, so they cause perturbations  $\delta\vec{B}$  perpendicular to the mean magnetic field  $\vec{B}$ . McKee & Zweibel (1994) argue that Alfvén waves can even lead to an isotropic pressure, assuming that the waves are neither damped nor driven. However, in order to support a region against self-gravity, the waves would have to propagate outwardly, because inwardly propagating waves would only further compress the cloud. Thus, this mechanism requires a negative radial gradient in wave sources in the cloud (Shu *et al.* 1987).

---

<sup>3</sup>One astronomical unit is the mean radius of Earth’s orbit around the Sun, 1 AU =  $1.5 \times 10^{13}$  cm.

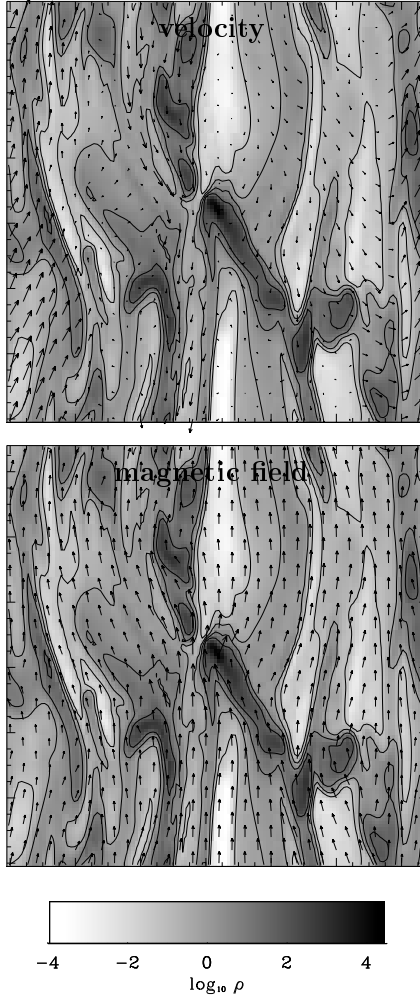


FIG. 17. Two dimensional slice through a cube of magnetostatically supported, self-gravitating turbulence driven at large scale from Heitsch *et al.* (2001a). The upper panel shows velocity vectors and the lower panel magnetic field vectors. The initial magnetic field is along the  $z$ -direction, i.e. vertically oriented in all plots presented. The field is strong enough in this case not only to prevent the cloud from collapsing perpendicular to the field lines, but even to suppress turbulent motions in the cloud. The turbulence barely affects the mean field. The density greyscale is given in the colorbar, in model units. The time shown is  $t = 5.5t_{\text{ff}}$ . (From Heitsch *et al.* 2001a.)

It can be demonstrated (e.g. Heitsch *et al.* 2001a) that supersonic turbulence does not cause a magnetostatically supported region to collapse, and vice versa, that in the absence of magnetostatic support, MHD waves cannot completely prevent collapse, although they can retard it to some degree. The case of a subcritical region with  $M < M_{\text{cr}}$  is illustrated in Figure 17. Indeed, sheets form, roughly perpendicular to the field lines. This is because the turbulent driving can shift the sheets along the field lines without changing the mass-to-flux ratio. The sheets do not collapse further, because the shock waves cannot sweep gas across field lines and the entire region is initially supported magnetostatically.

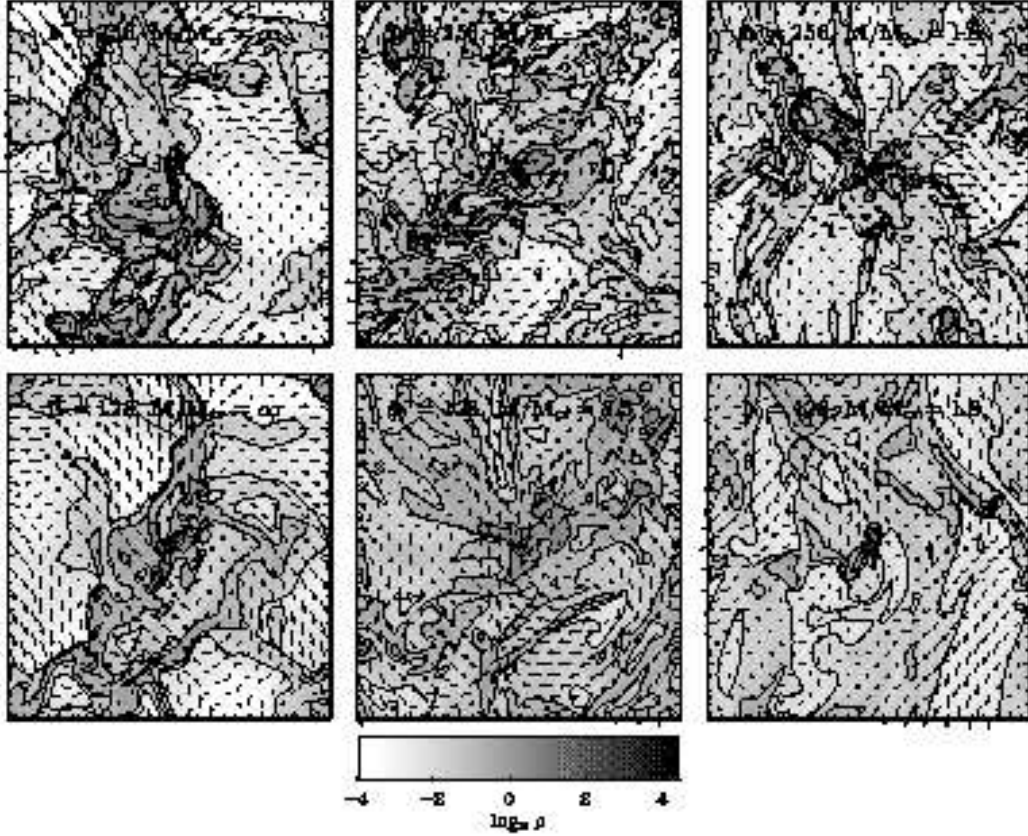


FIG. 18. Two dimensional slices of  $128^3$  and  $256^3$  models from Heitsch *et al.* (2001a) driven at large scales with wavenumbers  $k = 1 - 2$  and high enough energy input that the mass in the box represents only  $1/15 \langle M_J \rangle_{\text{turb}}$ . The magnetic field is initially vertical and strong enough to give critical mass fractions as shown. The slices are shown at the location of the zone with the highest density, at the time when 10% of the total mass has been accreted onto dense cores. The plot is centered on this zone using the periodic boundary conditions of the models. Arrows show velocities in the plane. The longest arrows corresponds to a velocity of  $v \sim 20c_s$ . The density greyscale is given in the colorbar, in model units. As magnetic fields become stronger, they influence the flow more, producing anisotropic structure. (From Heitsch *et al.* 2001a.)

A supercritical cloud with  $M > M_{cr}$  could only be stabilized by MHD wave pressure. This is insufficient to completely prevent gravitational collapse, as shown in Figure 18. Collapse occurs in all models of unmagnetized and magnetized turbulence regardless of the numerical resolution and magnetic field strength as long as the system is magnetically supercritical. This is shown quantitatively in Figure 19. Increasing the resolution makes itself felt in different ways in gas dynamical and MHD models. In the gas dynamical case, higher resolution results in thinner shocks and thus higher peak densities. These higher density peaks form cores with deeper potential wells that accrete more mass and are more stable against disruption. Higher resolution in the MHD models, on the other hand, better resolves short-wavelength MHD waves, which apparently can delay collapse, but not prevent it. This result extends to models with  $512^3$  zones (Heitsch *et al.* 2001b, Li *et al.* 2001). The delay of local collapse seen in our magnetized simulations is caused mainly by weakly magnetized turbulence acting to decrease density enhancements due to shock interactions.

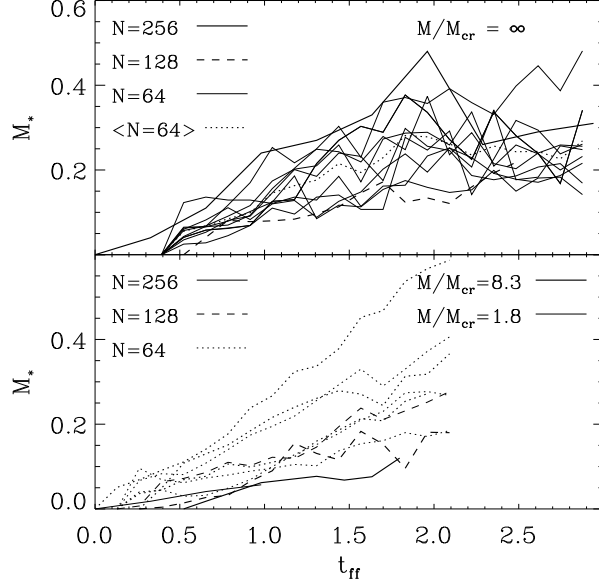


FIG. 19. *Upper panel:* Core-mass accretion rates for 10 different low-resolution models ( $64^3$  zones) of purely gas dynamic turbulence with identical parameters but different realizations of the random turbulent driving. The dotted line shows a mean accretion rate calculated from averaging over the sample. For comparison, higher-resolution runs with identical parameters but  $128^3$  (dashed line) and  $256^3$  (thick solid line) zones are shown as well. *Lower panel:* Mass accretion rates for various models with different magnetic field strength and resolution. Common to all models is the occurrence of local collapse and star formation regardless of the detailed choice of parameters, as long as the system is magnetostatically supercritically. (For further details see Heitsch *et al.* 2001a.)

### G. Promotion and prevention of local collapse

Highly compressible turbulence both promotes and prevents collapse. Its net effect is to inhibit collapse globally, while perhaps promoting it locally. This can be seen by examining the dependence of the Jeans mass  $M_J \propto \rho^{-1/2} c_s^3$ , Eq. (14), on the rms turbulent velocity  $v_{\text{rms}}$ . If we follow the classical picture that treats turbulence as an additional pressure (Chandrasekhar 1951a,b), then we define  $c_{s,\text{eff}}^2 = c_s^2 + v_{\text{rms}}^2/3$ , giving the Jeans mass a dependence on velocity of  $v_{\text{rms}}^3$ . However, compressible turbulence in an isothermal medium causes local density enhancements that increase the density by  $\mathcal{M}^2 \propto v_{\text{rms}}^2$ , adding a dependence  $1/v_{\text{rms}}$ . Combining these two effects, we find that

$$M_J \propto v_{\text{rms}}^2 \quad (27)$$

for  $v_{\text{rms}} \gg c_s$ , so that ultimately turbulence does inhibit collapse. However, there is a broad intermediate region, especially for long wavelength driving, where local collapse occurs despite global support, as shown in Figure 15, which can be directly compared with Figure 13b).

The total mass and lifetime of a Jeans-unstable fluctuation determine whether it will actually collapse. Roughly speaking, the lifetime of an unstable clump is determined by the interval between two successive passing shocks: the first creates it, while the second one, if strong enough, may disrupt the clump again (Klein, McKee & Colella 1994, Mac Low *et al.* 1994). If the time interval between the two shocks is sufficiently long, however, an unstable clump can contract to high enough densities to effectively decouple from the ambient gas flow and becomes able to survive the encounter with further shock fronts (e.g. Krebs & Hillebrandt 1983). Then it continues to accrete from the surrounding gas, forming a dense core.

A more detailed understanding of how local collapse proceeds comes from examining the full time history of accretion for different models (Figure 14). The cessation of strong accretion onto cores occurs long before all gas has



been accreted, with the mass fraction at which this occurs depending on the properties of the turbulence (Vázquez-Semadeni *et al.* 2003). This is because the time that dense cores spend in shock-compressed, high-density regions decreases with increasing driving wave number and increasing driving strength. In the case of long wavelength driving, cores form coherently in high-density regions associated with one or two large shock fronts that can accumulate a considerable fraction of the total mass of the system, while in the case of short wavelength driving, the network of shocks is tightly knit, and cores form in smaller clumps and remain in them for shorter times.

## H. The timescales of star formation

Turbulent control of star formation predicts that stellar clusters form predominantly in regions that are insufficiently supported by turbulence or where only large-scale driving is active. In the absence of driving, molecular cloud turbulence decays on order of the free-fall timescale  $\tau_{\text{ff}}$  (Eq. 26), which is roughly the timescale for dense star clusters to form. Even in the presence of support from large-scale driving, substantial collapse still occurs within a few free-fall timescales (Figures 14 and 20a). If the dense cores followed in these models continue to collapse to quickly build up stellar objects in their centers, then this directly implies the star formation timescale. Therefore the age distribution will be roughly  $\tau_{\text{ff}}$  for stellar clusters that form coherently with high star formation efficiency. When scaled to low densities, say  $n(\text{H}_2) \approx 10^2 \text{ cm}^{-3}$  and  $T \approx 10 \text{ K}$ , the global free-fall timescale (eq. 1) in the models is  $\tau_{\text{ff}} = 3.3 \text{ Myr}$ .

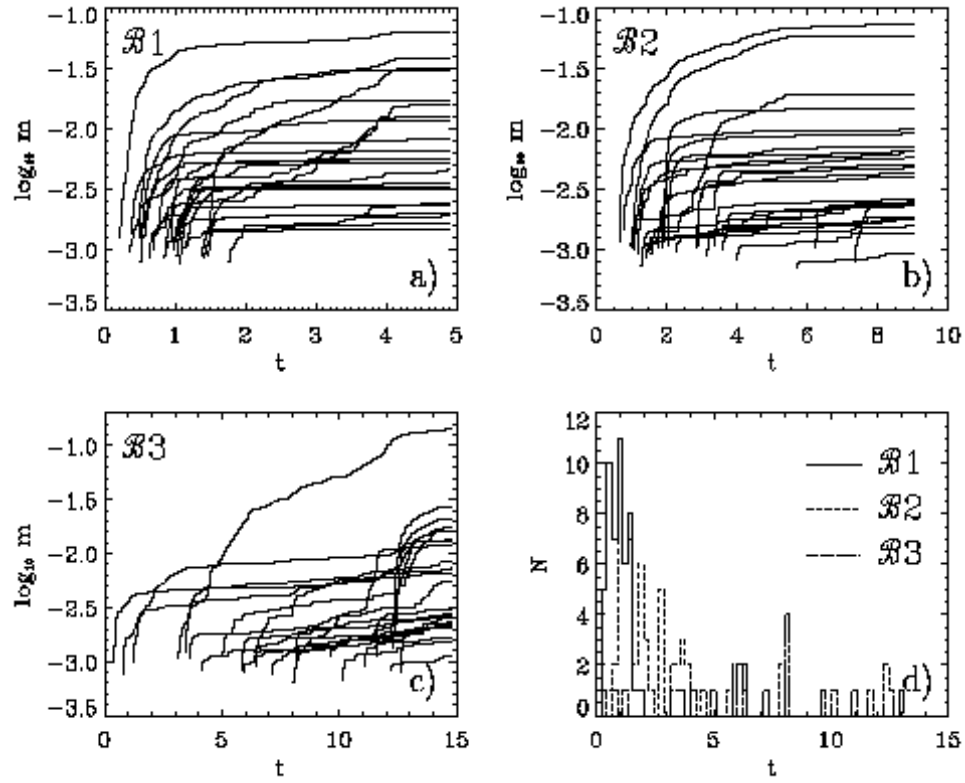


FIG. 20. Masses of individual protostars as function of time in SPH models (a)  $\mathcal{B}1$  driven at large scales with driving wavenumber  $k = 1 - 2$ , (b)  $\mathcal{B}2$  with intermediate scale driving ( $k = 3 - 4$ ), and (c)  $\mathcal{B}3$  with small scale driving ( $k = 7 - 8$ ). For the sake of clarity, only every other object is shown in (a) and (b), whereas in (c) the evolution of every single object is plotted. Time is given in units of the global free-fall time  $\tau_{\text{ff}}$ . Note the different timescale in each plot. In the depicted time interval models  $\mathcal{B}1$  and  $\mathcal{B}2$  reach a core mass fraction  $M_* = 70\%$ , and both form roughly 50 cores. Model  $\mathcal{B}3$  reaches  $M_* = 35\%$  and forms only 25 cores. Figure (d) compares the distributions of formation times. The age spread increases with decreasing driving scale, showing that clustered core formation should lead to a coeval stellar population, whereas a distributed stellar population should exhibit considerable age spread. (From Klessen *et al.* 2000.)

If star forming clouds such as Taurus indeed have ages of order  $\tau_{\text{ff}}$ , as suggested by Ballesteros-Paredes *et al.* (1999a), then the star formation timescale computed here is quite consistent with the low star formation efficiencies seen in Taurus (e.g. Leisawitz *et al.* 1989, Palla & Stahler 2000, Hartmann 2001), as the cloud simply has not had time to form many stars. In the case of high-density regions,  $n(\text{H}_2) \approx 10^5 \text{ cm}^{-3}$  and  $T \approx 10 \text{ K}$ , the dynamical evolution proceeds much faster and the corresponding free-fall timescale drops to  $\tau_{\text{ff}} \sim 10^5$  years. These values are indeed supported by observational data such as the formation time of the Orion Trapezium cluster. It is inferred to have formed from gas of density  $n(\text{H}_2) \lesssim 10^5 \text{ cm}^{-3}$ , and is estimated to be less than  $10^6$  yr old (Hillenbrand & Hartmann 1998). The age spread in the models increases with increasing driving wave number  $k$  and increasing effective turbulent Jeans mass  $\langle M_J \rangle_{\text{turb}}$ , as shown in Figure 20. Long periods of core formation for globally supported clouds appear consistent with the low efficiencies of star-formation in regions of isolated star formation, such as Taurus, even if they are rather young objects with ages of order  $\tau_{\text{ff}}$ .

## I. Scales of interstellar turbulence

Turbulence only has self-similar properties on scales between the driving and dissipation scales. What are these scales for interstellar turbulence? The driving scale is determined by what stirs the turbulence. We discuss different driving mechanisms in Section VI.C, where we conclude that supernovae are likely dominant in star-forming galaxies. Norman & Ferrara (1996) attempted to estimate from general analytic arguments the driving scale of an ensemble of blast waves from supernovae and superbubbles. However, their description remains to be tested against nonlinear models. An outer limit to the turbulent cascade in disk galaxies is given by the scale height. If indeed molecular clouds are created at least in part by converging large-scale flows generated by the collective influence of recurring supernovae explosions in the gaseous disk of our Galaxy, as we argue in Section VI.A, then the extent of the Galactic disk is indeed the true upper scale of turbulence in the Milky Way. For individual molecular clouds this means that turbulent energy is fed in at scales well above the size of the cloud itself. This picture of molecular cloud turbulence being driven by large-scale, external sources is supported by the observation that density and velocity structure shows power-law scaling extending up to the largest scales observed in all clouds that have been analyzed (Ossenkopf & Mac Low 2002).

In a purely gas dynamic system the dissipation scale is the scale where molecular viscosity becomes important. In interstellar clouds the situation may be different. Zweibel & Josafatsson (1983) showed that ambipolar diffusion (discussed in Section III.C) is the most important dissipation mechanism in typical molecular clouds with very low ionization fractions  $x = \rho_i/\rho_n$ , where  $\rho_i$  is the density of ions,  $\rho_n$  is the density of neutrals, and the total density  $\rho = \rho_i + \rho_n$ . An ambipolar diffusion coefficient with units of viscosity can be defined as

$$\lambda_{\text{AD}} = v_{\text{A}}^2/\nu_{ni}, \quad (28)$$

where  $v_{\text{A}}^2 = B^2/4\pi\rho_n$  approximates the effective Alfvén speed for the coupled neutrals and ions if  $\rho_n \gg \rho_i$ , and  $\nu_{ni} = \alpha\rho_i$  is the rate at which each neutral is hit by ions, where the coupling constant  $\alpha$  is given by equation (21). Zweibel & Brandenburg (1997) define an ambipolar diffusion Reynolds number by analogy with the normal viscous Reynolds number as

$$R_{\text{AD}} = \tilde{L}\tilde{V}/\lambda_{\text{AD}} = \mathcal{M}_{\text{A}}\tilde{L}\nu_{ni}/v_{\text{A}}, \quad (29)$$

which must fall below unity for ambipolar diffusion to be important (also see Balsara 1996), where  $\tilde{L}$  and  $\tilde{V}$  are the characteristic length and velocity scales, and  $\mathcal{M}_{\text{A}} = \tilde{V}/v_{\text{A}}$  is the characteristic Alfvén Mach number. In our situation we again can take the rms velocity as a typical value for  $\tilde{V}$ . By setting  $R_{\text{AD}} = 1$ , we can derive a critical lengthscale below which ambipolar diffusion is important

$$\tilde{L}_{\text{cr}} = \frac{v_{\text{A}}}{\mathcal{M}_{\text{A}}\nu_{ni}} \approx (0.041 \text{ pc}) \left( \frac{B}{10 \mu\text{G}} \right) \mathcal{M}_{\text{A}}^{-1} \left( \frac{x}{10^{-6}} \right)^{-1} \left( \frac{n_n}{10^3 \text{ cm}^{-3}} \right)^{-3/2}, \quad (30)$$

with the magnetic field strength  $B$ , the ionization fraction  $x$ , the neutral number density  $n_n$ , and where we have taken  $\rho_n = \mu n_n$ , with  $\mu = 2.36 m_{\text{H}}$ . This is consistent with typical sizes of protostellar cores (e.g. Bacmann *et al.* 2000), if we assume that ionization and magnetic field both depend on the density of the region and follow the empirical laws  $n_i = 3 \times 10^{-3} \text{ cm}^{-3} (n_n/10^5 \text{ cm}^{-3})^{1/2}$  (e.g. Mouschovias 1991b) and  $B \approx 30 \mu\text{G} (n_n/10^3 \text{ cm}^{-3})^{1/2}$  (e.g. Crutcher 1999). Balsara (1996) notes that there are wave families that can survive below  $L_{\text{cr}}$  that resemble gas dynamic sound waves. This means that this scale may determine where the magnetic field becomes uniform, but not necessarily where the gas dynamic turbulent cascade cuts off.

## J. Termination of local star formation

It remains quite unclear what terminates stellar birth on scales of individual star forming regions, and even whether these processes are the primary factor determining the overall efficiency of star formation in a molecular cloud (eq. 2). Three main possibilities exist. First, feedback from the stars themselves in the form of ionizing radiation and stellar outflows may heat and stir surrounding gas up sufficiently to prevent further collapse and accretion. Second, accretion might peter out either when all the high density, gravitationally unstable gas in the region has been accreted in individual stars, or after a more dynamical period of competitive accretion, leaving any remaining gas to be dispersed by the background turbulent flow. Third, background flows may sweep through, destroying the cloud, perhaps in the same way that it was created. Most likely the astrophysical truth lies in some combination of all three possibilities.

If a stellar cluster formed in a molecular cloud contains OB stars, then the radiation field and stellar winds from these high-mass stars strongly influence the surrounding cloud material. The UV flux ionizes gas out beyond the local star forming region. Ionization heats the gas, raising its Jeans mass, and possibly preventing further protostellar mass growth or new star formation. The termination of accretion by stellar feedback has been suggested at least since the calculations of ionization by Oort & Spitzer (1955). Whitworth (1979) and Yorke *et al.* (1989) computed the destructive effects of individual blister HII regions on molecular clouds, while in a series of papers, Franco *et al.* (1994), Rodriguez-Gaspar *et al.* (1995), and Diaz-Miller *et al.* (1998) concluded that indeed the ionization from massive stars may limit the star formation efficiency (eq. 2) of molecular clouds to about 5%. Matzner (2002) analytically modeled the effects of ionization on molecular clouds, concluding as well that turbulence driven by HII regions could support and eventually destroy molecular clouds. The key question facing these models is whether HII region expansion couples efficiently to clumpy, inhomogeneous molecular clouds, a question probably best addressed with numerical simulations.

Bipolar outflows are a different manifestation of protostellar feedback, and may also strongly modify the properties of star forming regions (Norman & Silk 1980, Lada & Gautier 1982, Adams & Fatuzzo 1996). Matzner & McKee (2000) modeled the ability of bipolar outflows to terminate low-mass star formation, finding that they can limit star formation efficiencies to 30–50%, although they are ineffective in more massive regions. How important these processes are compared to simple exhaustion of available reservoirs of dense gas (Klessen *et al.* 2000, Vázquez-Semadeni *et al.* 2003) remains an important question.

The models relying on exhaustion of the reservoir of dense gas argue that only dense gas will actually collapse, and that only a small fraction of the total available gas reaches sufficiently high densities, due to cooling (Elmegreen & Parravano 1994, Schaye 2002), gravitational collapse and turbulent triggering (Elmegreen 2002), or both (Wada, Meurer, & Norman 2002). This of course pushes the question of local star formation efficiency up to larger scales, which may indeed be the correct place to ask it.

Other models focus on competitive accretion in local star formation, showing that the distribution of masses in a single group or cluster can be well explained by assuming that star formation is fairly efficient in the dense core, but that stars that randomly start out slightly heavier tend to fall towards the center of the core and accrete disproportionately more gas (Bonnell *et al.* 1997; 2001a). These models have recently been called into question by the observation that the stars in lower density young groups in Serpens simply have not had the time to engage in competitive accretion, but still have a normal IMF (Olmi & Testi 2002).

Finally, star formation in dense clouds created by turbulent flows may be terminated by the same flows that created them. Ballesteros-Pardes *et al.* (1999a) suggested that the coordination of star formation over large molecular clouds, and the lack of post-T Tauri stars with ages greater than about 10 Myr tightly associated with those clouds, could be explained by their formation in a larger-scale turbulent flow. Hartmann *et al.* (2001) make the detailed argument that these flows may disrupt the clouds after a relatively short time, limiting their star formation efficiency that way. The extensive evidence for short sequences of cluster ages (e.g. Blaauw 1964, Walborn & Parker 1992, Efremov & Elmegreen 1998b) is often attributed to sequential triggering (Elmegreen & Lada 1977) by shock fronts expanding into existing clouds. An additional mechanism for producing such sequences may be the sequential formation of clouds by the larger scale flow. Below, in Section VI.C we argue that field supernovae are the most likely driver for the background turbulence, at least in the star-forming regions of galaxies. Supernovae associated with any particular star-forming region will not be energetically important, although they may produce locally significant compressions.

## K. Outline of a new theory of star formation

The support of star-forming clouds by supersonic turbulence can explain many of the same observations successfully explained by the standard theory, while also addressing the inconsistencies between observation and the standard

theory described in the previous section. The key point that is new in our argument is that supersonic turbulence produces strong density fluctuations in the interstellar gas, sweeping gas up from large regions into dense sheets and filaments, and does so even in the presence of magnetic fields. Supersonic turbulence decays quickly, but so long as it is maintained by input of energy from some driver it can support regions against gravitational collapse.

Such support comes at a cost, however. The very turbulent flows that support the region produce density enhancements in which the Jeans mass drops as  $M_J \propto \rho^{-1/2}$  (Eq. 14), and the magnetic critical mass above which magnetic fields can no longer support against that collapse drops even faster, as  $M_{cr} \propto \rho^{-2}$  (Eq. 18). For local collapse to actually result in the formation of stars, Jeans-unstable, shock-generated, density fluctuations must collapse to sufficiently high densities on time scales shorter than the typical time interval between two successive shock passages. Only then can they decouple from the ambient flow and survive subsequent shock interactions. The shorter the time between shock passages, the less likely these fluctuations are to survive. Hence, the timescale and efficiency of protostellar core formation depend strongly on the wavelength and strength of the driving source, and the accretion histories of individual protostars are strongly time varying (Section V.E). Global support by supersonic turbulence thus tends to produce local collapse and low rate star formation, exactly as seen in low-mass star formation regions characteristic of the disks of spiral galaxies. Conversely, lack of turbulent support results in regions that collapse freely. In gas dynamic simulations, freely collapsing gas forms a web of density enhancements in which star formation can proceed efficiently, as seen in regions of massive star formation and starbursts.

The regulation of the star formation rate then occurs not just at the scale of individual star-forming cores through ambipolar diffusion balancing magnetostatic support, but rather at all scales via the dynamical processes that determine whether regions of gas become unstable to prompt gravitational collapse. Efficient star formation occurs in collapsing regions; apparent inefficiency occurs when a region is turbulently supported and only small subregions get compressed sufficiently to collapse. The star formation rate is determined by the balance between turbulent support and local density, and is a continuous function of the strength of turbulent support for any given region. Fast and efficient star formation is the natural behavior of gas lacking sufficient turbulent support for its local density.

Regions that are gravitationally unstable in this picture collapse quickly, on the free-fall timescale. They never pass through a quasi-equilibrium state as envisioned by the standard model. Large-scale density enhancements such as molecular clouds could be caused either by gravitational collapse, or by ram pressure from turbulence. If collapse does not succeed, the same large-scale turbulence that formed molecular clouds can destroy them again.

## V. LOCAL STAR FORMATION

In this section we apply the theoretical picture of Section IV to observations of individual star forming regions. We show how the efficiency and time and length scales of star formation depend on the properties of turbulence (Section V.A), followed by a discussion of the properties of protostellar cores (Section II.E), the immediate progenitors of individual stars. We then speculate about the formation of binary stars (Section V.C), and stress the importance of the dynamical interaction between protostellar cores and their competition for mass growth in dense, deeply embedded clusters (Section V.D). This implies strongly time-varying protostellar mass accretion rates (Section V.E). Finally, we discuss the consequences of the probabilistic processes of turbulence and stochastic mass accretion for the resulting stellar initial mass function (Section V.F).

### A. Star formation in molecular clouds

Not only does all star formation occur in molecular clouds, but all giant molecular clouds appear to form stars. At least, all those surveyed within distances less than 3 kpc form stars (Blitz 1993, Williams *et al.* 2000), except possibly the Maddalena & Thaddeus (1985) cloud (Lee, Snell, & Dickman 1996; Williams & Blitz 1998), and this last cloud may have formed just recently.

The star formation process in molecular clouds appears to be fast. Once the collapse of a cloud region sets in, it rapidly forms an entire cluster of stars within  $10^6$  years or less. This is indicated by the young stars associated with star forming regions, typically T Tauri stars with ages less than  $10^6$  years (e.g. Gomez *et al.* 1992, Green & Meyer 1996, Carpenter *et al.* 1997, Hartmann 2001), and by the small age spread in more evolved stellar clusters (e.g. Hillenbrand 1997, Palla & Stahler 1999, 2001). Star clusters in the Milky Way also exhibit an amazing degree of chemical homogeneity (in the case of the Pleiades, see Wilden *et al.* 2002), implying that the gas out of which these stars formed must have been chemically well-mixed initially (see also Avillez & Mac Low 2002, Klessen & Lin 2003).

Star-forming molecular clouds in our Galaxy vary enormously in size and mass. In small, low-density, clouds stars form with low efficiency, more or less in isolation or scattered around in small groups of up to a few dozen members. Denser and more massive clouds may build up stars in associations and clusters of a few hundred members. This appears to be the most common mode of star formation in the solar neighborhood (Adams & Myers 2001). Examples of star formation in small groups and associations are found in the Taurus-Aurigae molecular cloud (e.g. Hartmann 2002). Young stellar groups with a few hundred members form in the Chamaeleon I dark cloud (e.g. Persi *et al.* 2000) or  $\rho$ -Ophiuchi (Bontemps *et al.* 2001). Each of these clouds is at a distance of about 130 to 160 pc from the Sun. Many nearby star forming regions have been associated with a ring-like structure in the Galactic disk called Gould's belt (Pöppel 1997), although its reality remains uncertain.

The formation of dense rich clusters with thousands of stars is rare. The closest molecular cloud where this happens is the Orion Nebula Cluster in L1641 (Hillenbrand 1997; Hillenbrand & Hartmann 1998), which lies at a distance of  $\sim 450$  pc. A rich cluster somewhat further away is associated with the Monoceros R2 cloud (Carpenter *et al.* 1997) at a distance of  $\sim 830$  pc. The cluster NGC 3603 is roughly ten times more massive than the Orion Nebula Cluster. It lies in the Carina region, at about 7 kpc distance. It contains about a dozen O stars, and is the nearest object analogous to a starburst knot (Brandl *et al.* 1999, Moffat *et al.* 2002). To find star-forming regions building up hundreds of O stars one has to look towards giant extragalactic HII-regions, the nearest of which is 30 Doradus in the Large Magellanic Cloud, a satellite galaxy of our Milky Way at a distance at 55 kpc (for an overview see the book edited by Chu *et al.* 1999). The giant star forming region 30 Doradus is thought to contain up to a hundred thousand young stars, including more than 400 O stars (Hunter *et al.* 1995; Walborn *et al.* 1999). Even more massive star forming regions are associated with tidal knots in interacting galaxies, as observed in the Antennae (NGC 4038/8, see e.g. Zhang, Fall, & Whitmore 2001) or as inferred for starburst galaxies at high redshift (Sanders & Mirabel 1996).

This sequence demonstrates that the star formation process spans many orders of magnitude in scale, ranging from isolated single stars ( $M \approx 1 M_{\odot}$ ) to ultra-luminous starburst galaxies with masses of several  $10^{11} M_{\odot}$  and star formation rates of  $10^2$ – $10^3 M_{\odot} \text{ yr}^{-1}$ ; for comparison the present-day rate in the Milky Way is about  $1 M_{\odot} \text{ yr}^{-1}$ . This enormous variety of star forming regions appears to be controlled by the competition between self-gravity and the turbulent velocity field in interstellar gas (see Section VI.D).

The control of star formation by supersonic turbulence gives rise to a continuous but articulated picture. There may not be physically distinct modes of star formation, but qualitatively different behaviors do appear over the range of possible turbulent flows. The apparent dichotomy between a clustered and an isolated mode of star formation, as discussed by Lada (1992) for L1630 and Strom, Strom, & Merrill (1993) for L1941, disappears, if a different balance between turbulent strength and gravity holds at the relevant length scales in these different clouds.

Turbulent flows tend to have hierarchical structure (e.g. She & Leveque 1994), which may explain the hierarchical distribution of stars in star forming regions shown by statistical studies of the distribution of neighboring stars in young stellar clusters (e.g. Larson 1995; Simon 1997; Bate, Clarke, & McCaughrean 1998, Nakajima *et al.* 1998; Gladwin *et al.* 1999; Klessen & Kroupa 2001). Hierarchical clustering seems to be a common feature of all star forming regions (e.g. Efremov & Elmegreen 1998a). It may be a natural outcome of turbulent fragmentation (e.g. Padoan & Nordlund 2002).

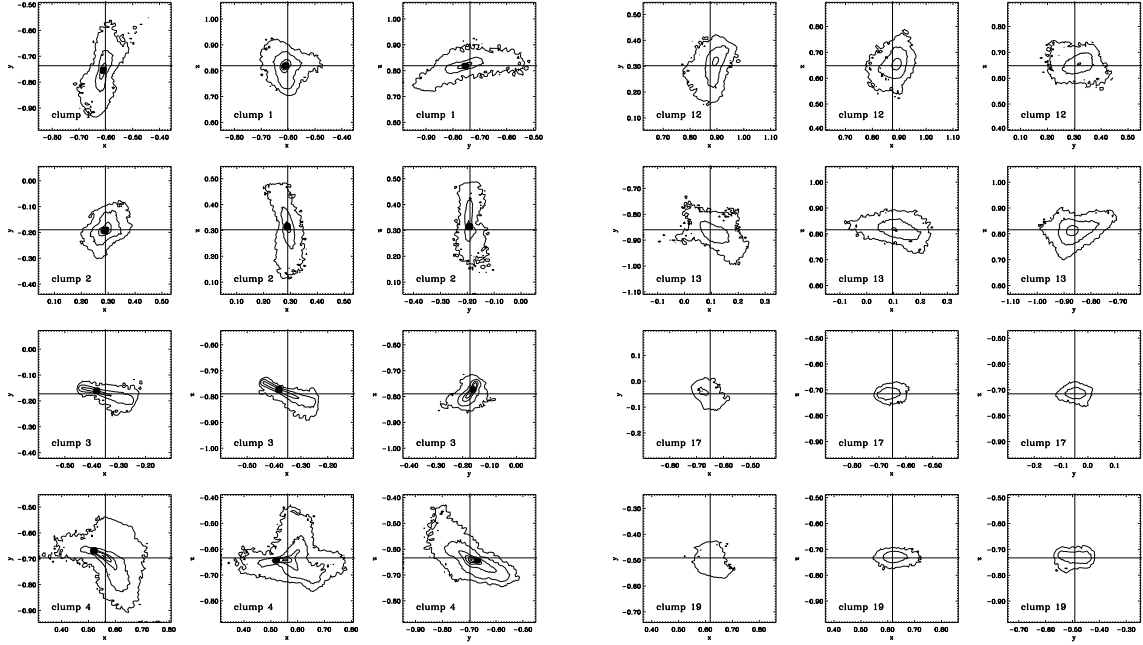


FIG. 21. Protostellar cores from a model of clustered star formation. The left side shows protostellar cores with collapsed central objects (indicated by a black dot), the right side “starless” cores without central protostars. Cores are numbered according to their peak density. Surface density contours are spaced logarithmically with two contour levels spanning one decade,  $\log_{10} \Delta\rho = 0.5$ . The lowest contour is a factor of  $10^{0.5}$  above the mean density. (From Klessen & Burkert 2000.)

## B. Protostellar core models

The observed properties of molecular cloud cores as discussed in Section II.E.2 can be compared with gas clumps identified in numerical models of interstellar cloud turbulence. Like their observed counterparts, the model cores are generally highly distorted and triaxial. Depending on the projection angle, they often appear extremely elongated, being part of a filamentary structure that may connect several objects. Figure 21 plots a sample of model cores from Klessen & Burkert (2000). Those which have already formed a protostellar object in their interior are shown on the left, while starless cores without central protostars are shown on the right. Note the similarity to the appearance of observed protostellar cores (Figure 3). The model clumps are clearly elongated. The ratios between the semi-major and the semi-minor axis measured at the second contour level are typically between 2:1 and 4:1. However, there are significant deviations from simple triaxial shapes. As a general trend, high density contour levels typically are regular and smooth, because there the gas is mostly influenced by pressure and gravitational forces. On the other hand, the lowest contour level samples gas that is strongly influenced by environmental effects. Hence, it appears patchy and irregular. The location of the protostar is not necessarily identical with the center of mass of the core, especially when it is irregularly shaped.

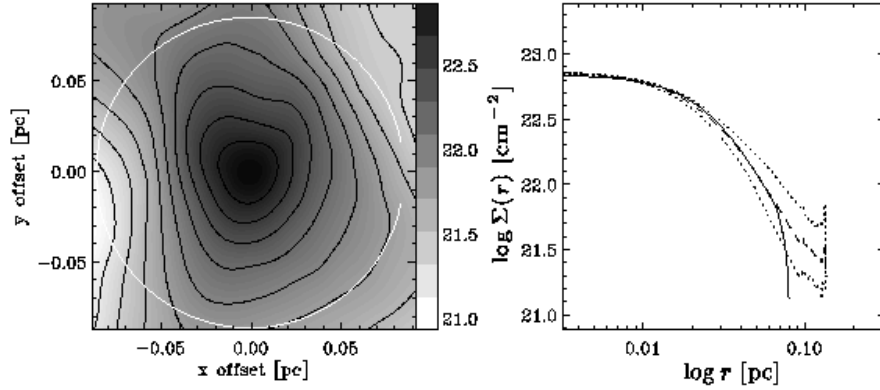


FIG. 22. Typical prestellar core in numerical model of turbulent molecular cloud fragmentation. The projected column density distribution is shown in the left panel, while the resulting radial profile  $\Sigma(r)$  on the right-hand side is plotted as a dashed line. The maximum deviations from spherical symmetry are given by the dotted lines. The best-fit Bonnor-Ebert profile within the area enclosed by the white circle in the left image is given by the solid line. For details see Ballesteros-Paredes *et al.* (2003). Compare with the observed core L1689B in Figure 4.

The surface density profiles of observed protostellar cores are often interpreted in terms of equilibrium Bonnor-Ebert spheres (Ebert 1955, Bonnor 1956). The best example is the Bok globule B68 (Alves *et al.* 2001). However, it is a natural prediction of turbulent fragmentation calculations that stars form from cloud cores with density profiles that are constant in the inner region, then exhibit an approximate power-law fall-off, and that appear finally truncated at some maximum radius. Such a configuration can easily be misinterpreted as Bonnor-Ebert sphere, as illustrated in Figure 22. Indeed, Ballesteros-Paredes, Klessen, & Vázquez-Semadeni (2003) argue that turbulent fragmentation produces cores that in about 60% of all cases fit well to Bonnor-Ebert profiles, of which most imply stable equilibrium conditions. However, supersonic turbulence does not create hydrostatic equilibrium configurations. Instead, the density structure is transient and dynamically evolving, as the different contributions to virial equilibrium do not balance (Vázquez-Semadeni *et al.* 2003). None of the cores analyzed by Ballesteros-Paredes *et al.* (2002) are in true equilibrium, and the physical properties inferred from fitting Bonnor-Ebert profiles generally deviate from the real values.

Besides the direct comparison of projected surface density maps, there is additional evidence supporting the idea of the turbulent origin of the structure and kinematics of molecular cloud cores and clouds as a whole. This includes comparisons of numerical models of supersonic turbulence to stellar extinction measurements (Padoan *et al.* 1997), Zeeman splitting measurements (e.g. Padoan & Nordlund 1999), polarization maps (e.g. Padoan *et al.* 2001a, Heitsch *et al.* 2001b, Ostriker, Stone, & Gammie 2001), determination of the velocity structure of dense cores and their immediate environment (e.g. Padoan *et al.* 2001b), and various other statistical measures of structure and dynamics of observed clouds (as mentioned in Section II.B).

The density profiles of observed cores can also be fit by invoking confinement by helical magnetic fields (Fiege & Pudritz 2000a,b). Helical field structures unwind, though, as magnetic tension forces straighten field lines. Therefore these models require external forces to continuously exert strong torques in order to twist the field lines. These would necessarily drive strong flows, making it impossible to achieve the static equilibrium configurations required by the model.

Other models that have been proposed to describe the properties of protostellar cores are based on quasi-static equilibrium conditions (e.g. with a composite polytropic equation of state, as discussed by Curry & McKee 2000); invoke thermal instability (e.g. Yoshii & Sabano 1980, Gilden 1984b, Graziani & Black 1987, Burkert & Lin 2000); gravitational instability through ambipolar diffusion (e.g. Basu & Mouschovias 1994, Nakamura, Hanawa, & Nakano 1995, Indebetouw & Zweibel 2000, Ciolek & Basu 2000); nonlinear Alfvén waves (e.g. Carlberg & Pudritz 1990, Elmegreen 1990, 1997a, 1999b); or rely on clump collisions (e.g., Gilden 1984a, Murray & Lin 1996, Kimura & Tosa 1996). Models based on supersonic turbulence as discussed here appear to be most consistent with observational data.

### C. Binary formation

In order to study binary formation, stellar collapse has to be studied in multiple dimensions. Dynamical modeling in 2D has the advantage of speed compared to 3D simulations, and therefore allows for the inclusion of a larger number of physical processes while reaching higher spatial resolution. Early 2D calculations were reported by Larson (1972), Tscharnuter (1975), Black & Bodenheimer (1976), Fricke, Moellenhoff, & Tscharnuter (1976), Nakazawa, Hayashi, & Takahara (1976), Bodenheimer & Tscharnuter (1979), Boss (1980a), and Norman, Wilson, & Barton (1980). The disadvantage of 2D models is that only axisymmetric perturbations can be studied. Initial attempts to study collapse in 3D were reported by Cook & Harlow (1978), Bodenheimer & Boss (1979), Boss (1980b), Rozyczka *et al.* (1980), and Tohline (1980). Since these early studies, numerical simulations of the collapse of isolated isothermal objects have been extended, for example, to include highly oblate cores (Boss, 1996), elongated filamentary cloud cores (e.g. Bastien *et al.* 1991; Tomisaka 1995, 1996a; Inutsuka & Miyama, 1997), differential rotation (Boss & Myhill, 1995), and different density distributions for the initial spherical cloud configuration with or without bar-like perturbations (Burkert & Bodenheimer 1993; Klapp, Sigalotti, & de Felice 1993; Burkert & Bodenheimer 1996; Bate & Burkert 1997; Burkert, Bate, & Bodenheimer 1997; Truelove *et al.* 1997, 1978; Tsuribe & Inutsuka 1999a; Klein 1999; Boss *et al.* 2000). Whereas 1D spherical collapse models could only treat the formation of single stars, the 2D and 3D calculations show that the formation of binary and higher-order multiple stellar systems can be described in terms of the classical dynamical theory. Indeed, they show that it is a likely outcome of protostellar collapse and molecular cloud fragmentation. For a comprehensive overview see Bodenheimer *et al.* (2000).

The observed fraction of binary and multiple stars relative to single stars is about 50% for the field star population in the solar neighborhood. This has been determined for all known F7–G9 dwarf stars within 22 pc from the Sun by Duquennoy & Mayor (1991) and for M dwarfs out to similar distances by Fischer & Marcy (1992; also Leinert *et al.* 1997). The binary fraction for pre-main sequence stars appears to be at least equally high (see e.g. Köhler & Leinert 1998, or Table 1 in Mathieu *et al.* 2000). These findings put strong constraints on the theory of star formation, as *any* reasonable model needs to explain the observed high number of binary and multiple stellar systems. It has long been suggested that sub-fragmentation and multiple star formation is a natural outcome of isothermal collapse (Hoyle 1954). However, stability analyses show that the growth time of small perturbations in the isothermal phase is typically small compared to the collapse timescale itself (e.g. Silk & Suto 1988; Hanawa & Nakayama 1997).

Hence, in order to form multiple stellar systems, either perturbations to the collapsing core must be external and strong, or subfragmentation must occur at a later, non-isothermal phase of collapse, after a protostellar disk has formed. This disk may become gravitationally unstable if the surface density exceeds a critical value given by the epicyclic frequency and the sound speed (Safranov, 1960; Toomre 1964; see derivation in Section VI.B.2), allowing fragmentation into multiple objects (as summarized by Bodenheimer *et al.* 2000).

Contracting gas clumps with strong external perturbation occur naturally in turbulent molecular clouds or when stars form in clusters. While collapsing to form or feed protostars, clumps may lose or gain matter from interaction with the ambient turbulent flow (Klessen *et al.* 2000). In a dense cluster environment, collapsing clumps may merge to form larger clumps containing multiple protostellar cores that subsequently compete with each other for accretion from the common gas environment (Murray & Lin, 1996; Bonnell *et al.* 1997, Klessen & Burkert, 2000, 2001). Strong external perturbations and capture through clump merger leads to *wide* binaries or multiple stellar systems. Stellar aggregates with more than two stars are dynamically unstable, so protostars may be ejected again from the gas rich environment they accrete from. This not only terminates their mass growth, but leaves the remaining stars behind more strongly bound. These dynamical effects can transform the original wide binaries into close binaries (see also Kroupa 1995a,b,c). Binary stars that form through disk fragmentation are close binaries right from the beginning, as typical sizes of protostellar disks are of order of a few hundred AU (e.g. Bate, Bonnell, & Bromm 2002b).

Magnetic fields above all influence the development of close binaries, as magnetic braking acts during the collapse of protostellar cores (Section III.C). Preliminary 3D models of the collapse of a magnetized, rotating cloud, described in Balsara (2001), already demonstrate that braking can drain enough angular momentum to prevent the formation of a binary from a core that would form a binary in the absence of magnetic field. This effect is not captured by the simple inclusion of an additional pressure term to model the magnetic field, as done by Boss (2000, 2002), as it is the magnetic tension that brakes rotation. The observed prevalence of binaries suggests that the magnetic field must indeed decouple from collapsing cores at some stage, presumably by ambipolar diffusion. However, quantitative models of this process remain to be done.



#### D. Dynamical interactions in clusters

Star forming regions can differ enormously in scale and density as a consequence of supersonic turbulence (as discussed in Section V.A). Stars almost never form in isolation, but instead in groups and clusters. The number density of protostars and protostellar cores in rich compact clusters can be high enough for mutual dynamical interactions to become important. This introduces a further degree of stochasticity to the star formation process in dense clusters beyond the statistical chaos associated with turbulence and turbulent fragmentation in the first place.

When a molecular cloud region of a few hundred solar masses or more coherently becomes gravitationally unstable, it contracts and builds up a dense cluster of embedded protostars within one or two free-fall timescales. While contracting individually to build up a star in their interior, protostellar gas clumps still follow the global flow patterns. They stream towards a common center of attraction, undergo further fragmentation, or merge together. The timescales for clump mergers and clump collapse are comparable. Merged clumps therefore can contain multiple protostars that now compete with each other for further accretion. They are embedded in the same limited and rapidly changing reservoir of contracting gas. As the cores are dragged along with the global gas flow, a dense cluster of accreting protostellar cores quickly builds up. Analogous to dense stellar clusters, the dynamical evolution is subject to the complex gravitational interaction between the cluster members. Close encounters or even collisions occur, drastically altering the protostellar orbits. Triple or higher-order systems often form. They are generally unstable, so a large fraction of protostellar cores are expelled from the parental cloud. The expected complexity of protostellar dynamics already in the deeply embedded phase of evolution is illustrated in Figure 23, which shows trajectories of five accreting protostars in a calculation of molecular cloud fragmentation and clustered star formation by Klessen & Burkert (2000).

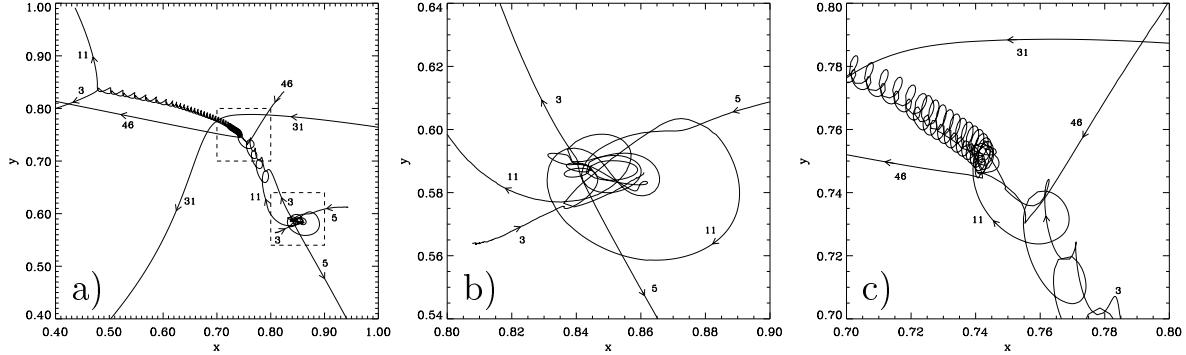


FIG. 23. Example of protostellar interactions in an embedded nascent star cluster. (a) The projected trajectories of five accreting cores in a numerical model of star cluster formation by Klessen & Burkert (2000). We highlight two events in the evolutionary sequence: (b) the formation of an unstable triple system at the beginning of cluster formation with the lowest mass member being expelled from the cluster, and (c) binary hardening in a close encounter together with subsequent acceleration of the resulting close binary due to another distant encounter during late evolution. The corresponding parts of the orbital paths are enlarged by a factor of six. For simplicity, neither the trajectories of other cores in the cluster nor the distribution of gas are shown. Numbers next to the trajectories identify the protostellar cores. For further detail see Klessen & Burkert (2000).

The effects of mutual dynamical interaction of protostellar cores in the embedded phase of star cluster formation have been investigated by a variety of authors. Here, we list some basic results:

(a) Close encounters in nascent star clusters strongly influence the accretion disk expected to surround every protostar. These disks can be tidally truncated or even disrupted. This influences mass accretion through the disk, modifies the ability to subfragment and form a binary star, and the probability of planet formation (e.g. Clarke & Pringle 1991; Murray & Clarke 1993 ; McDonald & Clarke 1995; Hall *et al.* 1996; Scally & Clarke 2001; Kroupa & Burkert 2001; Smith & Bonnell 2001; Bonnell *et al.* 2001c). In particular, Ida, Larwood, & Burkert (2000) note that an early stellar encounter may explain features of our own solar system, namely the high eccentricities and inclinations observed in the outer part of the Edgeworth-Kuiper Belt at distances larger than 42 AU.

(b) Stellar systems with more than two members are in general unstable. In a triple system, for example, the lowest-mass member has the highest probability to be expelled. If this happens during the embedded phase, the protostar leaves a region of high-density gas. This terminates further mass growth and sets its final mass. Thus, the dynamical processes have important consequences for the resulting stellar mass spectrum in dense stellar clusters (see Section V.F). Ejected objects can travel quite far, and indeed this has been suggested to account for the so called

“run away” T-Tauri stars found in X-ray observation in the vicinities of star-forming molecular clouds (e.g. Sterzik & Durison 1995, 1998, Smith *et al.* 1997; Klessen & Burkert 2000; or for observations e.g. Neuhauser *et al.* 1995; or Wichmann *et al.* 1997). However, many of these stars could not have traveled to their observed positions in their own lifetimes if they were formed in the currently star-forming cloud. It appears more likely that the observed extended stellar population is associated with clouds that dispersed long ago.

(c) Dynamical interaction leads to mass segregation. Star clusters evolve towards equipartition. For massive stars this means that they have on average smaller velocities than low-mass stars (in order to keep the kinetic energy  $E_{\text{kin}} = 1/2 mv^2$  roughly constant). Thus, massive stars sink towards the cluster center, while low-mass stars predominantly populate large cluster radii (e.g. Kroupa 1995a,b,c). This holds already for nascent star clusters in the embedded phase (e.g. Bonnell & Davis 1998).

(d) Dynamical interaction and competition for mass accretion lead to highly time-variable protostellar mass growth rates. This is discussed in more detail in Section V.E.

(e) The radii of stars in the pre-main sequence contraction phase are several times larger than stellar radii on the main sequence (for a review on pre-main sequence evolution see, e.g., Palla 2000, 2002). Stellar collisions are therefore more likely to occur during the very early evolution of star clusters. During the embedded phase the encounter probability is further increased by gas drag and dynamical friction.

Collisions in dense protostellar clusters have been proposed as mechanism to produce massive stars (Bonnell, Bate, & Zinnecker 1998; Stahler, Palla, & Ho 2000). The formation of massive stars has long been considered a puzzle in theoretical astrophysics, because 1D calculations predict for stars above  $\sim 10 M_{\odot}$  the radiation pressure acting on the infalling dust grains to be strong enough to halt or even revert further mass accretion (e.g. Yorke & Krügel 1977; Wolfire & Cassinelli 1987; or Palla 2000, 2001). However, detailed 2D calculations by Yorke & Sonnhalter (2002) demonstrate that in the more realistic scenario of mass growth via an accretion disk the radiation barrier may be overcome. Mass can accrete from the disk onto the star along the equator while radiation is able to escape along the polar direction. Massive stars, thus, may form via the same processes as ordinary low-mass stars (also see McKee & Tan 2002). Collisional processes need not be invoked.

## E. Accretion rates

When a gravitationally unstable gas clump collapses onto a central star, it follows the observationally well-determined sequence described in Section II.E. In the main accretion phase (class 0), the release of gravitational energy by accretion dominates the energy budget. Hence, protostars exhibit large IR and sub-millimeter luminosities and drive powerful outflows. Both phenomena can be used to estimate the protostellar mass accretion rate  $\dot{M}$  (e.g. André & Montmerle 1994, Bontemps *et al.* 1996, Henriksen, André, & Bontemps 1997). These observations suggest that  $\dot{M}$  varies strongly, and declines with time after the class 0 phase (Section III.D.3.a). The estimated lifetimes are a few tens of thousands of years for the class 0 and a few hundreds of thousands of years for the class I phase.

Most models of protostellar core collapse concentrate on isolated objects, whether the models are analytic (e.g. Larson 1969, Penston 1969a, Hunter 1977, Henriksen *et al.* 1997, Basu 1997) or numerical (e.g. Foster & Chevalier 1993, Tomisaka 1996, Ogino, Tomisaka, & Nakamura 1999, Wuchterl & Tscharnuter 2002). A typical accretion history is shown in Figure 8. However, stars predominantly form in groups and clusters. Numerical studies that investigate the effect of the cluster environment on protostellar mass accretion rates have been reported by Bonnell *et al.* (1990, 2001a,b), Klessen & Burkert (2000, 2001), Klessen *et al.* (2001), Heitsch *et al.* (2001a), and Klessen (2001a). These numerical models suggest the following predictions about protostellar accretion in dense clusters:

(a) Protostellar accretion rates from turbulent fragmentation in a dense cluster environment are strongly time variable. This is illustrated in Figure 24 for 49 randomly selected cores from the model by Klessen (2001a).

(b) The typical density profiles of gas clumps that give birth to protostars indeed exhibit a flat inner core, followed by a density fall-off  $\rho \propto r^{-2}$ , and are truncated at some finite radius, which in the dense centers of clusters often is due to tidal interaction with neighboring cores (see Section II.E and Section V.D). As a result, the modeled accretion rates agree well with the observations. A short-lived initial phase of strong accretion occurs when the flat inner part of the pre-stellar clump collapses, corresponding to class 0. If the cores remain isolated and unperturbed, the mass growth rate gradually declines in time as the outer envelope accretes, giving class I. Once the truncation radius is reached, accretion fades and the object enters class II. However, collapse does not start from rest for the density fluctuations considered here, so accretion rates exceed the values predicted by models of isolated objects, even for objects in the simulations far from their nearest neighbors.

(c) The mass accretion rates of protostellar cores in a dense cluster also deviate strongly from the rates of isolated cores because of mergers and competition between cores, as discussed above (Section V.D). Mergers drastically change

the density and velocity structure of cores, so the predictions for isolated cores no longer hold. Furthermore these new, larger cores contain multiple protostars that subsequently compete with each other for accretion from a common gas reservoir. The most massive protostar in a clump accretes more matter than its competitors (see also Bonnell *et al.* 1997, Klessen & Burkert 2000, Bonnell *et al.* 2001a,b). Its accretion rate is enhanced through the clump merger, whereas the accretion rate of low-mass cores typically decreases. Many temporary accretion peaks in the wake of clump mergers are visible in Figure 24. The small aggregates of cores that build up are dynamically unstable, so low-mass cores may be ejected. As they leave the high-density environment, accretion terminates and their final mass is reached.

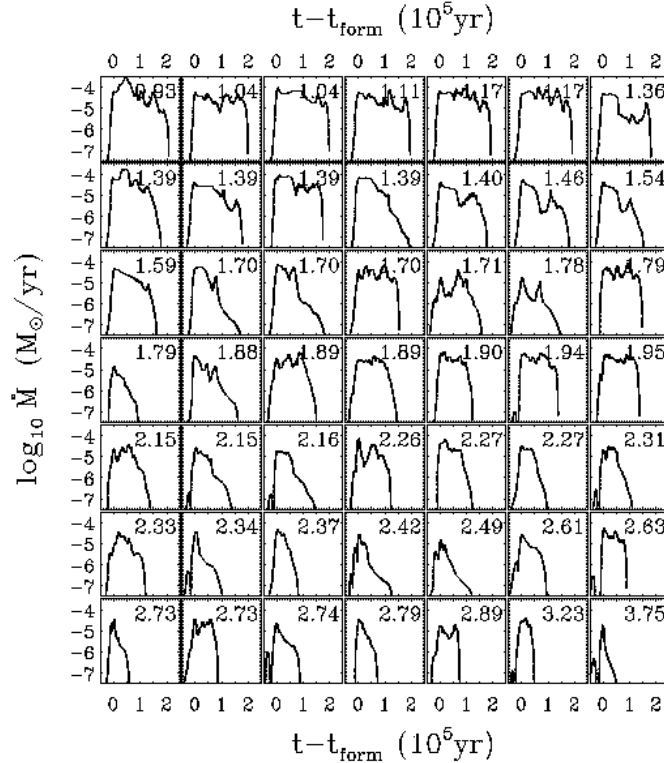


FIG. 24. Examples of time varying mass accretion rates for protostellar cores forming in a dense cluster environment. The figure shows accretion rate  $\dot{M}$  versus time after formation  $t - t_{\text{form}}$  for 49 randomly selected protostellar cores in a numerical model of molecular cloud fragmentation from Klessen & Burkert (2000), with  $t_{\text{form}}$  being the formation time of the protostar in the center of the collapsing gas clump. To link individual accretion histories to the overall cluster evolution,  $t_{\text{form}}$  is indicated in the upper right corner of each plot and measures the elapsed time since the start of the simulation. The free-fall timescale of the considered molecular region is  $\tau_{\text{ff}} \approx 10^5$  years. High-mass stars tend to form early in the dynamical evolution and are able to maintain high accretion rates throughout the entire simulation. On the contrary, low-mass stars tend to form later in the cluster evolution and  $\dot{M}$  declines strongly after the short initial peak accretion phase. The accretion histories of cores, even those with similar masses, differ dramatically from each other because of the stochastic influence of the cluster environment, as clumps merge and protostellar cores compete for accretion from a common gaseous environment. (From Klessen 2001a.)

(d) The most massive protostars begin to form first and continue to accrete at high rate throughout the entire cluster evolution. As the most massive gas clumps tend to have the largest density contrast, they are the first to collapse, forming the center of the nascent cluster. These protostars are fed at high rate and gain mass very quickly. McKee & Tan (2002) argue on analytical grounds that they may form in as little as  $10^5$  yr, even in the absence of competitive accretion. As their parental cores merge with others, more gas is fed into their ‘sphere of influence’. They are able to maintain or even increase the accretion rate when competing with lower-mass objects (e.g. core 1 and 8 in Figure 24). Low-mass stars tend to form somewhat later in the dynamical evolution of the system (as indicated by the absolute formation times in Figure 24; also Figure 8 in Klessen & Burkert 2000), and typically have only short periods of high accretion.

(e) As high-mass stars form in massive cores, while low-mass stars form in less massive cores, the stellar population in clusters should be mass segregated right from the start. High-mass stars form in the center, lower-mass stars tend to form towards the cluster outskirts. This agrees with recent observations of the cluster NGC330 in the Small

Magellanic Cloud (Sirianni *et al.* 2002). Dynamical effects during the embedded phase of star cluster evolution enhance this initial segregation even further (see Section V.D.c).

(f) Individual cores in a cluster environment form and evolve through a sequence of highly probabilistic events, so their accretion histories differ even if they accumulate the same final mass. Accretion rates for protostars of a certain mass can only be determined in a statistical sense. Klessen (2001a) suggests that an exponentially declining rate with a peak value of a few  $10^5 M_\odot \text{yr}^{-1}$ , a time constant in the range  $0.5$  to  $2.5 \times 10^5 \text{yr}$ , and a cut-off related to gas dispersal from the cluster offers a reasonable fit to the average protostellar mass growth in dense embedded clusters, but with large variations.

## F. Initial mass function

Knowledge of the distribution of stellar masses at birth, described by the initial mass function (IMF), is necessary to understand many astrophysical phenomena, but no analytic derivation of the observed IMF has yet stood the test of time. In fact, it appears likely that a fully deterministic theory for the IMF does not exist. Rather, any viable theory must take into account the probabilistic nature of the turbulent process of star formation, which is inevitably highly stochastic and indeterminate. We gave a brief overview of the observational constraints on the IMF in Section II.F, and we here review models for it.

### 1. Models of the IMF

Existing models to explain the IMF can be divided into five major groups. In the first group feedback from the stars themselves determines their masses. Silk (1995) suggests that stellar masses are limited by the feedback from both ionization and protostellar outflows. Nakano, Hasegawa, & Norman (1995) describe a model in which stellar masses are sometimes limited by the mass scales of the formative medium and sometimes by stellar feedback. Adams & Fatuzzo (1996) apply the central limit theorem to the hypothesis that many independent physical variables contribute to the stellar masses to derive a log-normal IMF regulated by protostellar feedback. However, for the overwhelming majority of stars with masses  $M \lesssim 5 M_\odot$ , protostellar feedback (i.e. winds, radiation and outflows) are unlikely to be strong enough to halt mass accretion, as shown by detailed protostellar collapse calculations (e.g. Wuchterl & Klessen 2001, Wuchterl & Tscharnuter 2003).

In the second group of models, initial and environmental conditions determine the IMF. In this picture, the structural properties of molecular clouds determine the mass distribution of Jeans-unstable gas clumps, and the clump properties determine the mass of the stars that form within. If one assumes a fixed star formation efficiency for individual clumps, there is a one-to-one correspondence between the molecular cloud structure and the final IMF. The idea that fragmentation of clouds leads directly to the IMF dates back to Hoyle (1953) and later Larson (1973). More recently, this concept has been extended to include the observed fractal and hierarchical structure of molecular clouds Larson (1992, 1995). Indeed random sampling from a fractal cloud seems to be able to reproduce the basic features of the observed IMF (Elmegreen & Mathieu 1983, Elmegreen 1997, 1999, 2000a,c, 2002). A related approach is to see the IMF as a domain packing problem (Richtler 1994).

The hypothesis that stellar masses are determined by clump masses in molecular clouds is supported by observations of the dust continuum emission of protostellar condensations in the Serpens,  $\rho$  Ophiuchi, and Orion star forming regions (Testi & Sargent 1998; Motte *et al.* 1998, 2001; Johnstone *et al.* 2000, 2001). These protostellar cores are thought to be in a phase immediately before a star forms in their interior. Their mass distribution resembles the stellar IMF reasonably well, suggesting a close correspondence between protostellar clump masses and stellar masses, leaving little room for stellar feedback processes, competitive accretion, or collisions to act to determine the stellar mass spectrum.

A third group of models relies on competitive coagulation or accretion processes to determine the IMF. This has a long tradition and dates back to investigations by Oort (1954) and Field & Saslaw (1965), but the interest in this concept continues to the present day (e.g. Silk & Takahashi 1979; Lejeune & Bastien 1986; Price & Podsiadlowski 1995; Murray & Lin 1996; Bonnell *et al.* 2001a,b; Durisen, Sterzik, & Pickett 2001). Stellar collisions require very high stellar densities, however, for which observational evidence and theoretical mechanisms remain scarce.

Fourth, there are models that connect the supersonic turbulent motions in molecular clouds to the IMF. In particular there are a series of attempts to find an analytical relation between the stellar mass spectrum and statistical properties of interstellar turbulence (e.g. Larson 1981, Fleck 1982, Hunter & Fleck 1982, Elmegreen 1993, Padoan 1995, Padoan *et al.* 1997, Myers 2000, Padoan & Nordlund 2002). However, properties such as the probability distribution of density in supersonic turbulence in the absence of gravity have never successfully been shown to have a definite relationship

to the final results of gravitational collapse (Padoan *et al.* 1997). Even the more sophisticated model of Padoan & Nordlund (2002) does not take into account that not single but multiple compressions and rarefactions determine the density structure of supersonic turbulence (Passot & Vázquez-Semadeni 1998, 2003), and that higher mass clumps will fragment into multiple protostars. Furthermore, such models neglect the effects of competitive accretion in dense cluster environments (Section V.E), which may be important for determining the upper end of the IMF.

Finally there is a more statistical approach. Larson (1973) and Zinnecker (1984, 1990) argued that whenever a large set of parameters is involved in determining the masses of stars, invoking the central limit theorem of statistics naturally leads to a log-normal stellar mass spectrum (Adams & Fatuzzo 1996 made similar arguments).

Regardless of the detailed physical processes involved, the common theme in all of these models is the probabilistic nature of star formation. It appears impossible to predict the formation of specific individual objects. Only the fate of an ensemble of stars can be described *ab initio*. The implication is that the star formation process can only be understood within the framework of a probabilistic theory.

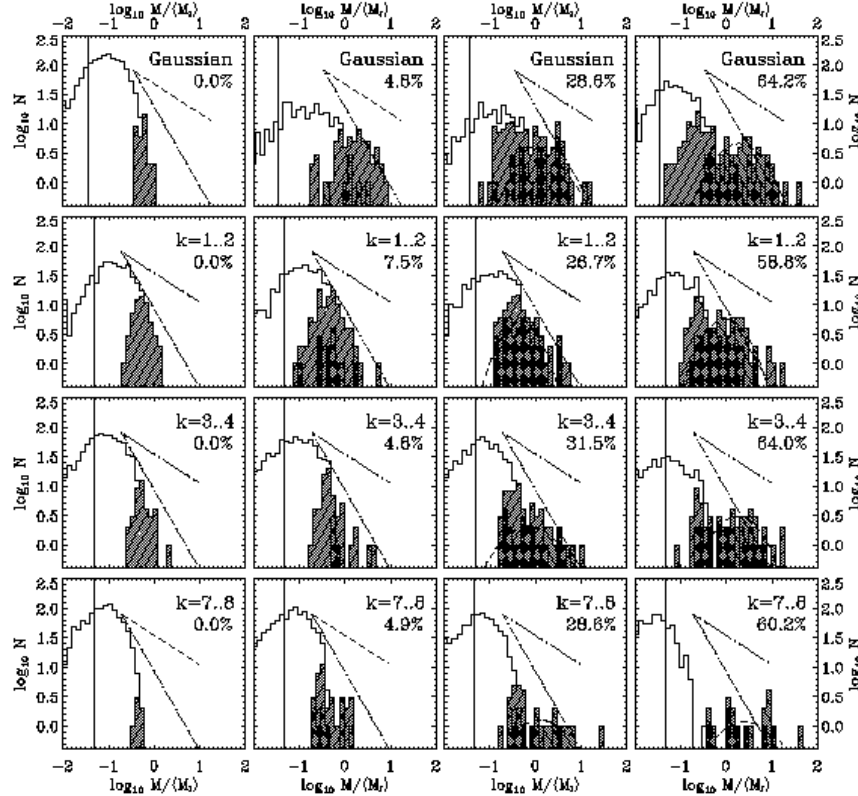


FIG. 25. Mass spectra of gas clumps (thin lines), of the subset of Jeans unstable clumps (thin lines, hatched distribution), and of protostars (hatched thick-lined histograms), for four different models. The decaying model started with Gaussian density perturbations and no turbulence, while the other three models were nominally supported by turbulence driven at long, intermediate, or short scales as indicated by the driving wavenumbers  $k$ . Masses are binned logarithmically and normalized to the average Jeans mass  $\langle M_J \rangle$ . The left column gives the initial state of the system when the turbulent flow has reached equilibrium but gravity has not yet been turned on, the second column shows the mass spectra when  $M_* \approx 5\%$  of the mass is accreted onto dense cores, the third column shows  $m_* \approx 30\%$ , and the last one  $M_* \approx 60\%$ . For comparison with power-law spectra ( $dN/dM \propto M^\alpha$ ), a slope  $\alpha = -1.5$  typical for the observed clump mass distribution, and the Salpeter slope  $\alpha = -2.33$  for the IMF, are indicated by the dotted lines. The vertical line shows the resolution limit of the numerical model. In columns 3 and 4, the long dashed curve shows the best log-normal fit to the protostars. (From Klessen 2001b.)

## 2. Turbulent fragmentation example

To illustrate some of the issues discussed above, we examine the mass spectra of gas clumps and collapsed cores from models of self-gravitating, isothermal, supersonic turbulence driven with different wavelengths (Klessen 2001b). In the absence of magnetic fields and more accurate equations of state, these models can only be illustrative, not

definitive, but nevertheless they offer insight into the processes acting to form the IMF. Figure 25 shows that before local collapse begins to occur, the clump mass spectrum is not well described by a single power law. During subsequent evolution, as clumps merge and grow larger, the mass spectrum extends towards higher masses, approaching a power law with slope  $\alpha \approx -1.5$ . Local collapse sets in, resulting in the formation of dense cores, most quickly in the freely collapsing model. The influence of gravity on the clump mass distribution weakens when turbulence dominates over gravitational contraction on the global scale, as in the other three models. The more the turbulent energy dominates over gravity, the more the spectrum resembles the initial case of pure gas dynamic turbulence. This suggests that the clump mass spectrum in molecular clouds will be shallower in regions where gravity dominates over turbulent energy. This may explain the observed range of slopes for the clump mass spectrum in different molecular cloud regions (Section II.B).

Like the distribution of Jeans-unstable clumps, the mass spectrum of dense protostellar cores resembles a log-normal in the models without turbulent support and with long-wavelength turbulent driving, with a peak at roughly the average thermal Jeans mass  $\langle m_J \rangle$  of the system. These models also predict initial mass segregation (Section V.E.e). The protostellar clusters discussed here only contain between 50 and 100 cores. This allows for comparison with the IMF only around the characteristic mass scale, typically about  $1 M_\odot$ , since the numbers are too small to study the very low- and high-mass end of the distribution. Focusing on low-mass star formation, however, Bate, Bonnell, & Bromm (2002a) demonstrate that brown dwarfs are a natural and frequent outcome of turbulent fragmentation. In this model, brown dwarfs form when dense molecular gas fragments into unstable multiple systems that eject their smallest members from the dense gas before they have been able to accrete to stellar masses. Numerical models with sufficient dynamic range to treat the full range of stellar masses (Eq. 7) remain to be done.

## VI. GALACTIC SCALE STAR FORMATION

How do the mechanisms that control local star formation determine the global rate and distribution of star formation in galaxies? In this section we begin by examining how molecular clouds form from the interstellar medium in Section VI.A. We then outline what determines the efficiency of star formation in Section VI.B. We argue that the balance between the density of available gas and its turbulent velocity determines where star formation will occur, and how efficiently. Even when the turbulent velocity in a region is relatively high, if the density in that region is also high, the region may still not be supported against gravitational collapse and prompt star formation. Therefore, any mechanism that increases the local density without simultaneously increasing the turbulent velocity sufficiently can lead to star formation, via molecular cloud formation. Most mechanisms that increase local density appear to be external to the star formation process, however. Accretion during initial galaxy formation, interactions and collisions between galaxies, spiral gravitational instabilities of galactic disks, and bar formation are major examples. In this review we cannot do justice to the vast literature on galactic dynamics and interactions that determine the density distribution in galaxies. We do, however, examine what physical mechanisms control the turbulent velocity dispersion in Section VI.C. Finally, in Section VI.D we briefly speculate on how turbulent control of star formation may help explain objects with very different star formation properties, including low surface brightness galaxies, normal galactic disks, globular clusters, galactic nuclei, and primordial dwarf galaxies.

### A. Formation and lifetime of molecular clouds

How do molecular clouds form? Any explanation must account for their low star-formation efficiencies and broad linewidths. Molecular hydrogen forms on dust grains at a rate calculated by Hollenbach, Werner, & Salpeter (1971) to be

$$t_{\text{form}} = (1.5 \times 10^9 \text{ yr}) \left( \frac{n}{1 \text{ cm}^{-3}} \right)^{-1}, \quad (31)$$

where  $n$  is the number density of gas particles. Recent experimental work by Piranello *et al.* (1997a, 1997b, 1999) on molecular hydrogen formation on graphite and olivine suggests that these rates may be strongly temperature dependent, so that the Hollenbach *et al.* (1971) result may be a lower limit to the formation time. However, the same group reports that molecule formation is rather more efficient on amorphous ices (Manicó *et al.* 2001) such as would be expected on grain surfaces deep within dark clouds, so that the rates computed by Hollenbach *et al.* (1971) may be reached after all. Further experimental investigation of molecule formation appears necessary.

When molecular clouds were first discovered, they were thought to have lifetimes of over 100 Myr (e.g. Scoville & Hersch 1979) because of their apparent predominance in the inner galaxy. These estimates were shown to depend upon too high a conversion factor between CO and H<sub>2</sub> masses by Blitz & Shu (1980). They revised the estimated lifetime down to roughly 30 Myr based on the association of clouds with spiral arms, apparent ages of associated stars, and overall star formation rate in the Galaxy.

Chemical equilibrium models of dense cores in molecular clouds (as reviewed, for example, by Irvine, Goldsmith, & Hjalmarson 1986) showed disagreements with observed abundances in a number of molecules. These cores would take as long as 10 Myr to reach equilibrium, which could still occur in the standard model. However, Prasad, Heere, & Tarafdar (1991) demonstrated that the abundances of the different species agreed much better with the results at times of less than 1 Myr from time-dependent models of the chemical evolution of collapsing cores (also see Section III.D.2.d). Bergin & Langer (1997), Bergin *et al.* (1997), Pratap *et al.* (1997), and Aikawa *et al.* (2001) came to similar conclusions from careful comparison of several different cloud cores to extensive chemical model networks. Aikawa *et al.* (2001) and Saito *et al.* (2002) also studied deuterium fractionation, again finding short lifetimes.

Ballesteros-Paredes *et al.* (1999a) argue for a lifetime of less than 10 Myr for molecular clouds as a whole. They base their argument on the notable lack of a population of 5–20 Myr old stars in molecular clouds. Stars in the clouds typically have ages under 3–5 Myr, judging from their position on pre-main-sequence evolutionary tracks in a Hertzsprung-Russell diagram (D’Antona & Mazzitelli 1994; Swenson *et al.* 1994; with discrepancies resolved by Stauffer, Hartmann, & Barrado y Navascues 1995). Older weak-line T Tauri stars identified by X-ray surveys with *Einstein* (Walter *et al.* 1988) and *ROSAT* (Neuhäuser *et al.* 1995) are dispersed over a region as much as 70 pc away from molecular gas, suggesting that they were not formed in the currently observed gas (Feigelson 1996). Leisawitz, Bash, & Thaddeus (1989), Fukui *et al.* (1999) and Elmegreen (2000) have made similar arguments based on the observation that only stellar clusters with ages under about 10 Myr are associated with substantial amounts of molecular gas in the Milky Way and the LMC.

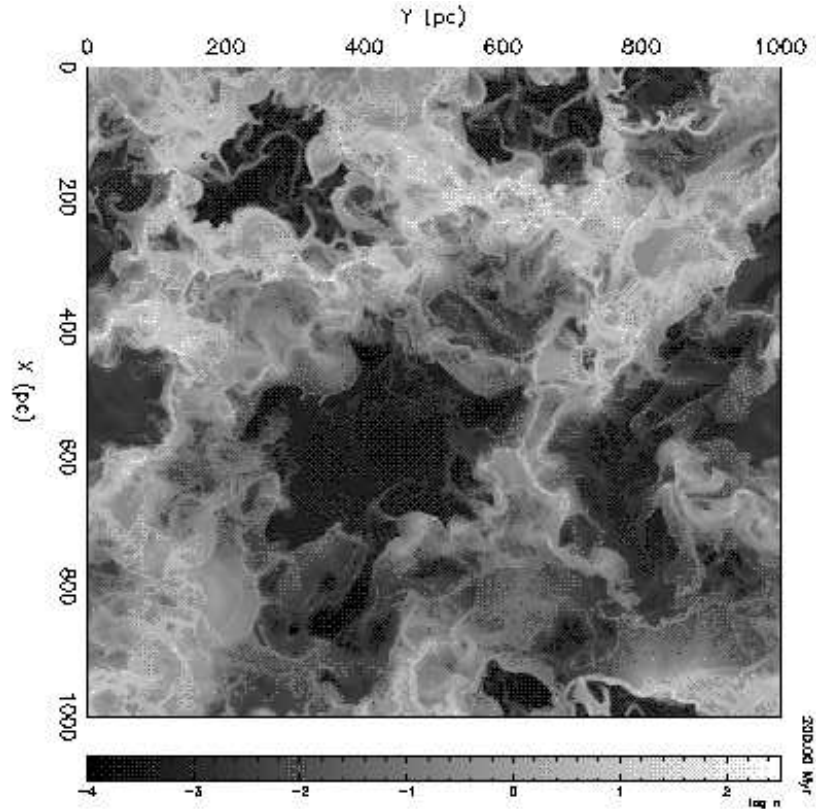


FIG. 26. Log of number density in a cut through the galactic plane from a 3D SN-driven model of the ISM with resolution of 1.25 pc, including radiative cooling and the vertical gravitational field of the stellar disk, as described by Mac Low *et al.* (2003) and Avillez & Breitschwerdt (2003). High-density, shock-confined regions are naturally produced by intersecting SN-shocks from field SNe.

For these short lifetimes to be plausible, either molecule formation must proceed quickly, and therefore at high densities, or observed molecular clouds must be formed from preexisting molecular gas, as suggested by Pringle, Allen, & Lubow (2001). A plausible place for fast formation of  $\text{H}_2$  at high density is the shock compressed layers naturally produced in a supernova-driven ISM, as shown in Figure 26 from simulations similar to those described in Mac Low *et al.* (2003) and Avillez & Breitschwerdt (2003). Similar morphologies have been seen in many other global simulations of the ISM, including Rosen, Bregman, & Norman (1993), Rosen & Bregman (1995), Rosen, Bregman, & Kelson (1996), Korpi *et al.* (1999), Avillez (2000), and Wada & Norman (1999, 2001). Mac Low (2000) reviews these earlier simulations. Mac Low *et al.* (2003) showed that pressures in the ISM are broadly distributed, with peak pressures in cool gas ( $T < 10^3$  K) as much as an order of magnitude above the average because of shock compressions (also see Passot & Vázquez-Semadeni 2003). This gas is swept up from ionized  $10^4$  K gas, so between cooling and compression its density has already been raised up to two orders of magnitude from  $n \approx 1 \text{ cm}^{-3}$  to  $n \approx 100 \text{ cm}^{-3}$ . These simulations did not include a correct cooling curve below  $10^4$  K, so further cooling could not occur even if physically appropriate, but it would be expected.

We can understand this compression quantitatively. The sound speed in the warm gas is  $(8.1 \text{ km s}^{-1})(T/10^4 \text{ K})^{1/2}$ , taking into account the mean mass per particle  $\mu = 2.11 \times 10^{-24} \text{ g}$  for gas 90% H and 10% He by number. The typical velocity dispersion for this gas is  $10\text{--}12 \text{ km s}^{-1}$  (e.g. Dickey & Lockman 1990, Dickey, Hanson, & Helou 1990), so that shocks with Mach numbers  $\mathcal{M} = 2\text{--}3$  are moderately frequent. Temperatures in these shocks reach values  $T \leq 10^5$  K, which is close to the peak of the interstellar cooling curve (e.g. Dalgarno & McCray 1972; Raymond, Cox, & Smith 1976), so the gas cools quickly back to  $10^4$  K. The density behind an isothermal shock is  $\rho_1 = \mathcal{M}^2 \rho_0$ , where  $\rho_0$  is the pre-shock density, so order of magnitude density enhancements occur easily. The optically-thin radiative cooling rate  $\Lambda(T)$  drops off at  $10^4$  K as H atoms no longer radiate efficiently (Dalgarno & McCray 1972; Spaans & Norman 1997), but the radiative cooling  $L \propto n^2 \Lambda(T)$ . Therefore density enhancements strongly increase the ability to cool. Hennebelle & Péroult (1999) show that such shock compressions can trigger the isobaric thermal instability (Field *et al.* 1969; Wolfire *et al.* 1995), reducing temperatures to of order 100 K or less. Heiles (2001) observes a broad range of temperatures for neutral hydrogen from below 100 K to a few thousand K. The reduction in temperature by two orders of magnitude from  $10^4$  K to 100 K raises the density correspondingly. Combined with the initial isothermal shock compression, this results in a total of as much as three orders of magnitude of compression. Gas that started at densities somewhat higher than average, say at  $10 \text{ cm}^{-3}$ , can be compressed to densities of  $10^4 \text{ cm}^{-3}$ , enough to reduce  $\text{H}_2$  formation times to a few hundred thousand years.

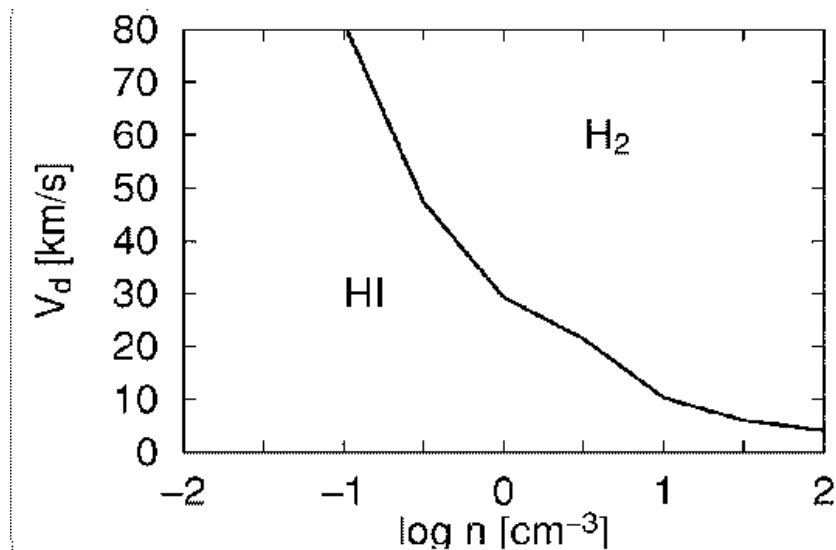


FIG. 27. Shock velocities  $V_d$  and pre-shock number densities  $n$  at which the cold post-shock layer is more than 8% molecular, taken from 1D simulations by Koyama & Inutsuka (2000) that include  $\text{H}_2$  formation and dissociation, and realistic heating and cooling functions from Wolfire *et al.* (1995).

Koyama & Inutsuka (2000) have demonstrated numerically that shock-confined layers do indeed quickly develop high enough densities to form  $\text{H}_2$  in under a million years, using 1D computations including heating and cooling rates from Wolfire *et al.* (1995) and  $\text{H}_2$  formation and dissociation. In Figure 27 we show the parameter space in which



they find  $\text{H}_2$  formation is efficient. Hartmann, Ballesteros-Paredes, and Bergin (2001) make a more general argument for rapid  $\text{H}_2$  formation, based in part on lower-resolution, 2D simulations described by Passot, Vázquez-Semadeni, & Pouquet (1995) that could not fully resolve realistic densities like those of Koyama & Inutsuka (2000), but do include larger-scale flows showing that the initial conditions for the 1D models are quite reasonable. Hartmann *et al.* (2001) further argue that the self-shielding against the background UV field also required for  $\text{H}_2$  formation will become important at approximately the same column densities required to become gravitationally unstable.

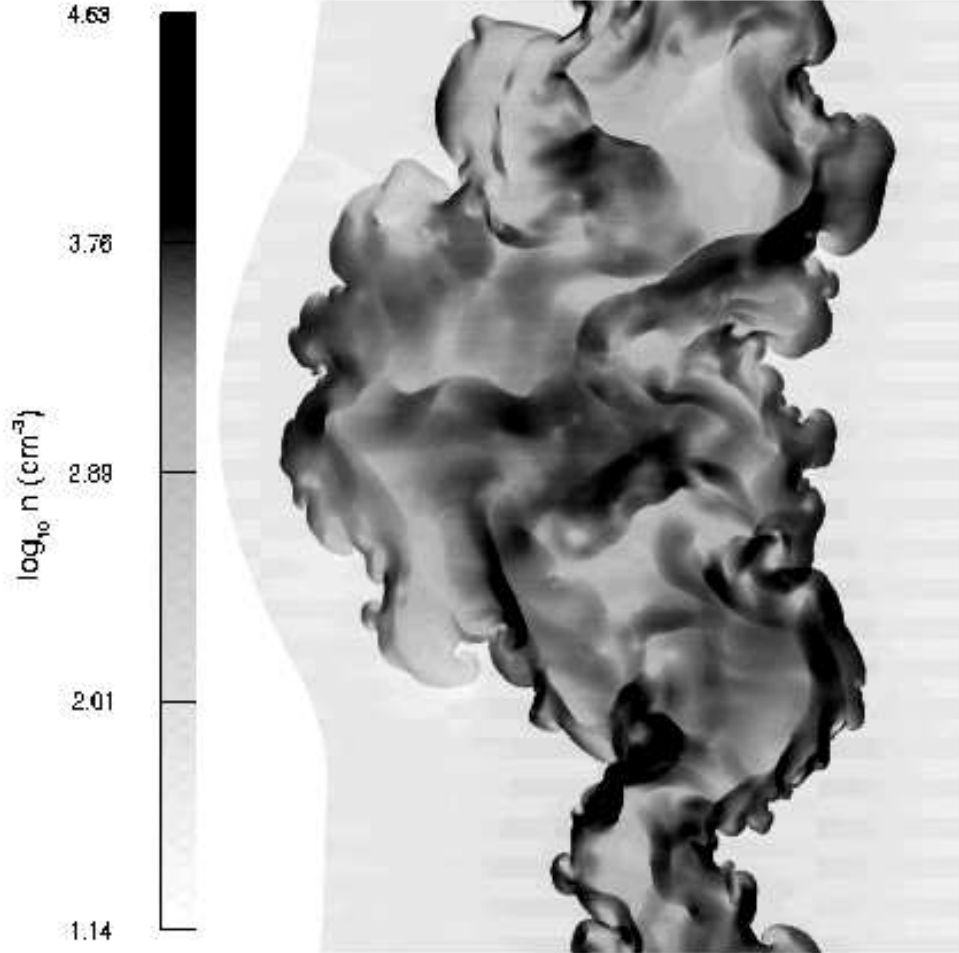


FIG. 28. Instability of radiatively cooled layer confined from left and right by strong shocks with Mach number  $\mathcal{M} = 16.7$ , computed in two dimensions with an adaptive mesh refinement technique by Walder & Folini (2000). White regions have densities of  $14 \text{ cm}^{-3}$ , while the darkest regions have densities over  $10^4 \text{ cm}^{-3}$ .

Shock-confined layers were shown numerically to be unstable by Hunter *et al.* (1986) in the context of colliding spherical density enhancements, and by Stevens, Blondin, & Pollack (1992) in the context of colliding stellar winds. Vishniac (1994) demonstrated analytically that isothermal, shock-confined layers are subject to a nonlinear thin shell instability. The physical mechanism can be seen by considering a shocked layer perturbed sinusoidally. The ram pressure on either side of the layer acts parallel to the incoming flow, and thus at an angle to the surface of the perturbed layer. Momentum is deposited in the layer with a component parallel to the surface, which drives material towards extrema in the layer, causing the perturbation to grow. A numerical study by Blondin & Mark (1996) in two dimensions demonstrated that the nonlinear thin shell instability saturates in a thick layer of transsonic turbulence when the flows become sufficiently chaotic that the surface no longer rests at a substantial angle to the normal of the incoming flow.

Thermal instability will act in conjunction with shock confinement (see Section VI.B.3). Goldsmith (1970) and Schwarz, McCray, & Stein (1972) first computed the nonlinear development of the thermal instability, demonstrating that shock waves form during the dynamical collapse of nonlinear regions. Hennebelle & P  rault (1999) demonstrated that shock compression can trigger thermal instability in otherwise stable regions in the diffuse ISM, even in the presence of magnetic fields (Hennebelle & P  rault 2000), so that compressions much greater than the isothermal factor of  $\mathcal{M}^2$  can occur (see the quantitative discussion by V  zquez-Semadeni *et al.* 1996).

These cold, dense layers are themselves subject to dynamical instabilities, as has recently been shown in 2D computations by Koyama & Inutsuka (2002). The instabilities they found are caused by some combination of thermal instability and mechanisms very similar to the nonlinear thin shell instability (Vishniac 1994) for the isothermal case. Figure 28 shows another example of these instabilities from a numerical study by Walder & Folini (2000). These dynamical instabilities can drive strongly supersonic motions in the cold, dense layer. If that layer is dense enough for molecule formation to proceed quickly, those molecules will show strongly supersonic linewidths on all but the very smallest scales, as seen in the models of Koyama & Inutsuka (2002), in agreement with the observations of molecular clouds. It remains to be shown whether this scenario can quantitatively explain the full ensemble of molecular clouds observed in the solar neighborhood, or elsewhere in our own and external galaxies.

The final destruction of molecular clouds then proceeds from a combination of several effects. First, once the external turbulent compression has passed, they will begin to freely expand (V  zquez-Semadeni *et al.* 2002), but only at the sound speed of the cold gas of  $0.2 \text{ km s}^{-1}$ , or roughly a parsec every 5 Myr. Second, the same turbulent flows that formed them may again tear them apart. As the density decreases in either of these cases, background dissociating radiation will tend to destroy the molecules (McKee 1989). Third, radiation from stars forming in the cloud may heat and dissociate the molecular gas, reducing its density and preventing it from forming further stars (Matzner 2002 and references therein).

## B. When is star formation efficient?

### 1. Overview

Observers have documented a surprisingly strong connection between the star formation rate and the local velocity dispersion, column density and rotational velocity of disk galaxies (Kennicutt 1998a, Martin & Kennicutt 2001). A global Schmidt (1959) law relates star formation rate per unit area to gas surface density as

$$\Sigma_{\text{SFR}} = A \Sigma_{\text{gas}}^N, \quad (32)$$

where a value of  $N = 1.4 \pm 0.05$  can be derived from the observations (Kennicutt 1989, 1998b). Star formation also cuts off sharply at some radius in most star-forming galaxies (Kennicutt 1989, Martin & Kennicutt 2001), which also appears related to the gas surface density. The Schmidt law can be interpreted as reflecting star formation on a free-fall timescale, so that (following Wong & Blitz 2001 for example) the star formation rate per unit volume of gas with density  $\rho$  is

$$\dot{\rho}_{\text{SF}} = \epsilon_{\text{SFR}} \frac{\rho}{\tau_{\text{ff}}} = \epsilon_{\text{SF}} \frac{\rho}{(G\rho)^{-1/2}} \propto \rho^{1.5}, \quad (33)$$

where  $\epsilon_{\text{SFR}}$  is an efficiency factor observed to be substantially less than unity. (It differs from the star formation efficiency  $\epsilon_{\text{SF}}$  defined in equation (2) only in that we here compare to the free-fall lifetime rather than the total lifetime of the system.)

The connection between magnetically controlled small-scale star formation and large-scale star formation is not clear in the standard theory. Shu, Adams, & Lizano (1987) did indeed suggest that OB associations were formed by freely collapsing gas that had overwhelmed the local magnetic field, but that still implied that the star formation rate was controlled by the details of the magnetic field structure, which in turn is presumably controlled by the galactic dynamo. The connection appears clearer, though, if turbulence, as represented by the velocity dispersion, controls the star formation rate. The same physical mechanisms control star formation at all scales. Regions that are globally supported by turbulence still engage in inefficient star formation, but the frequency of regions of efficient star formation determines the overall star formation rate in a feedback loop.

The big open question in this area remains the importance of radiative cooling for efficient star formation, either on its own or induced by turbulent compression. Is cooling, and indeed molecule formation, necessary for gravitational collapse to begin, or is it rather a result of already occurring collapse in gravitationally unstable gas? Certainly there

are situations where cooling will make the difference between gravitational stability and instability, but are those just marginal cases or the primary driver for star formation in galaxies?

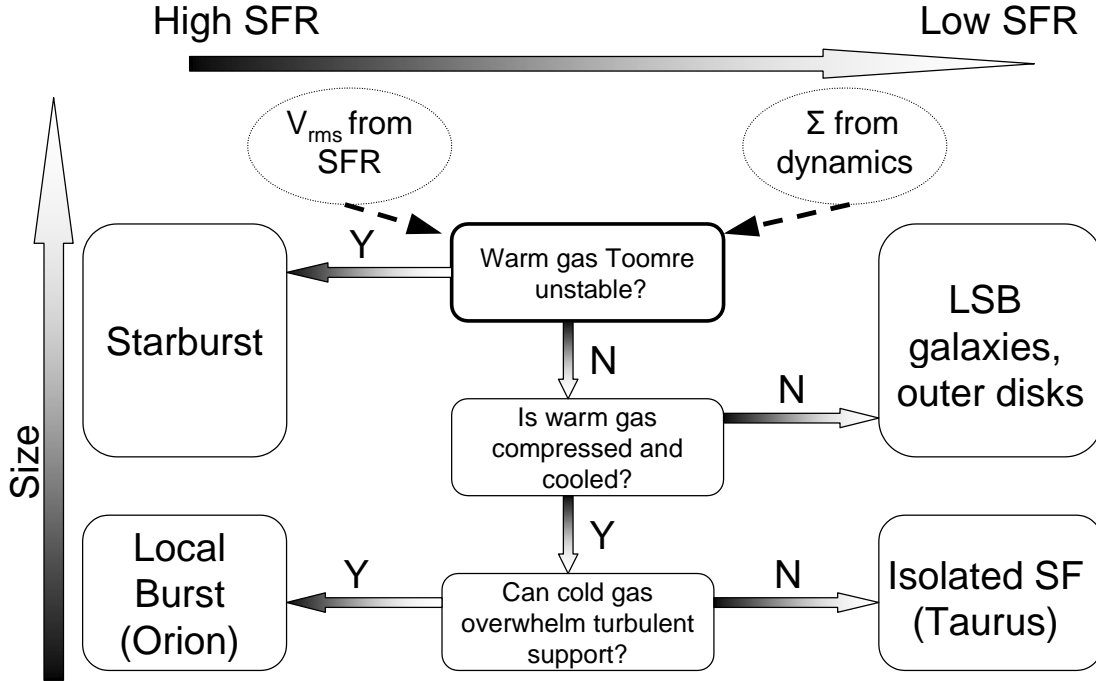


FIG. 29. Criteria for different regimes of star formation efficiency in galaxies. See text for further details.

In Figure 29 we outline a unified picture that depends on turbulence and cooling to control the star formation rate. After describing the different elements of this picture, we discuss the steps that we think will be needed to move from this cartoon to a quantitative theory of the star formation rate. The factor that determines the star formation rate above any other is whether the gas is sufficiently dense to be gravitationally unstable without additional cooling. Galactic dynamics, and interactions with other galaxies and the surrounding intergalactic gas determine the average gas densities in different regions of a galaxy. The gravitational instability criterion here includes both turbulent motions and galactic shear, as well as magnetic fields. If gravitational instability sets in at large scale, collapse will continue so long as sufficient cooling mechanisms exist to prevent the temperature of the gas from rising (effective adiabatic index  $\gamma_{\text{eff}} \leq 1$ ). Molecular clouds can form in less than  $10^5$  yr, as the gas passes through densities of  $10^4 \text{ cm}^{-3}$  or higher, as an incidental effect of the collapse. A starburst results, with stars forming efficiently in compact clusters. The size of the gravitationally unstable region determines the size of the starburst.

If turbulent support, rather than thermal support, prevents the gas from immediately collapsing, compression-induced cooling can become important. Supersonic turbulence compresses some fraction of the gas strongly. As most cooling mechanisms depend on the gas density non-linearly, the compressed regions cool quickly. When these regions reach densities of order  $10^4 \text{ cm}^{-3}$ , again molecule formation occurs, allowing the gas to cool to even lower temperatures (see Section VI.A). These cold regions then can become gravitationally unstable and collapse, if allowed by the local turbulence. Triggering by nearby star formation events (Elmegreen & Lada 1977) represents a special case of this mode (see Section VI.D.2). This mechanism is less efficient than prompt gravitational instability, as much of the gas is not compressed enough to form molecules. It is, however, more efficient in regions of higher average density. Galactic dynamics again determines the local average density, and so, in the end, the star formation efficiency in this regime as well.

If the turbulence even in the cooled regions supports the gas against general gravitational collapse, isolated, low-rate star formation can still occur locally in regions further compressed by the turbulence. This may describe regions of low-mass star formation like the Taurus clouds. On the other hand, if the cooled gas begins to collapse gravitationally, locally efficient star formation can occur. The size of the gravitationally unstable region then really determines whether a group, OB association, or bound cluster eventually forms. Star formation in regions like Orion may result from this branch.

## 2. Gravitational instabilities in galactic disks

Now let us consider the conditions under which gravitational instability will set in. On galactic scales, the Jeans instability criterion for gravitational instability must be modified to include the additional support offered by the shear coming from differential rotation, as well as the effects of magnetic fields. The gravitational potential of the stars can also contribute to gravitational instability on large scales. Which factor determines the onset of gravitational instability remains unknown. Five that have been proposed are the temperature of the cold phase, the surface density, the local shear, the presence of magnetic fields, and the velocity dispersion, in different combinations.

We can heuristically derive the Toomre (1964) criterion for stability of a rotating, thin disk with uniform velocity dispersion  $\sigma$  and surface density  $\Sigma$  using timescale arguments (Schaye 2003). First consider the Jeans criterion for instability in a thin disk, which requires that the timescale for collapse of a perturbation of size  $\lambda$

$$t_{\text{coll}} = \sqrt{\lambda/G\Sigma} \quad (34)$$

be shorter than the time required for the gas to respond to the collapse, the sound crossing time

$$t_{\text{sc}} = \lambda/c_s. \quad (35)$$

This implies that gravitational stability requires perturbations with size

$$\lambda < c_s^2/G\Sigma. \quad (36)$$

Similarly, in a disk rotating differentially, a perturbation will spin around itself, generating centrifugal motions that can also support against gravitational collapse. This will be effective if the collapse timescale  $t_{\text{coll}}$  exceeds the rotational period  $t_{\text{rot}} = 2\pi/\kappa$ , where  $\kappa$  is the epicyclic frequency, so that stable perturbations have

$$\lambda > 4\pi^2 G\Sigma/\kappa^2. \quad (37)$$

A regime of gravitational instability occurs if there are wavelengths that lie between the regimes of pressure and rotational support, with

$$\frac{c_s^2}{G\Sigma} < \lambda < \frac{4\pi^2 G\Sigma}{\kappa^2}. \quad (38)$$

This will occur if

$$Q = c_s \kappa / 2\pi G\Sigma < 1, \quad (39)$$

which is the Toomre criterion for gravitational instability to within a factor of two. The full criterion from a linear analysis of the equations of motion of gas in a shearing disk gives a factor of  $\pi$  in the denominator (Safronov 1960, Goldreich & Lynden-Bell 1965), while a kinetic theory approach appropriate for a collisionless stellar system gives a factor of 3.36 (Toomre 1964).

Kennicutt (1989) and Martin & Kennicutt (2001) have demonstrated that the Toomre criterion generally can explain the location of the edge of the star-forming disk in galaxies, although they must introduce a correction factor  $\alpha = 0.69 \pm 0.2$  into the left-hand-side of equation (39). Schaye (2003) notes that this factor should be corrected to  $\alpha = 0.53$  to account for the use of the velocity dispersion rather than sound velocity, and the exact Toomre criterion for a stellar rather than a gas disk.

The Toomre criterion given in Eq. (39) was derived for a pure gas disk with uniform temperature and velocity dispersion, and no magnetic field. Relaxation of each of these assumptions modifies the criterion, and indeed each has been argued to be the controlling factor in determining star formation thresholds by different authors.

Stars in a gas disk respond as a collisionless fluid to density perturbations large compared to their mean separation. Jog & Solomon (1984a) computed the Toomre instability in a disk composed of gas and stars, and found it to always be more unstable than either component considered individually. Both components contribute to the growth of density perturbations, allowing gravitational collapse to occur more easily. Taking into account both gas (subscript  $g$ ) and stars (subscript  $r$ ), instability occurs when

$$2\pi Gk \left( \frac{\Sigma_r}{\kappa^2 + k^2 c_{sr}^2} + \frac{\Sigma_g}{\kappa^2 + k^2 c_{sg}^2} \right) > 1, \quad (40)$$

where  $k = 2\pi/\lambda$  is the wavenumber of the perturbation considered. Jog & Solomon (1984a) and Romeo (1992) extended this model to include the effect of the finite thickness of the disk. Elmegreen (1995) was able with some

effort to derive an effective Toomre parameter that includes the effects of both stars and gas, but that can only be analytically computed in the thin disk limit. To compute it, independent measures of the velocity dispersion of the stars and of the gas are, of course, needed. Jog (1996) numerically computed the effective stability parameter for a wide range of values of stellar and gas disk parameters. The contribution of the stellar disk may alone be sufficient to explain the correction factors found by Kennicutt (1989) and Martin & Kennicutt (2001).

Magnetic fields offer direct support against collapse through their magnetic pressure and tension. However, Chandrasekhar (1954) and Lynden-Bell (1966) were the first to note that they can also have the less expected effect of destabilization of a rotating system. The magnetic field in this case acts to brake the shear that would otherwise prevent collapse, redistributing angular momentum and allowing collapse to occur down field lines. Elmegreen (1987) performed a linear analysis of the growth rate of gravitational instability in a rotating, magnetized disk, which was extended by Fan & Lou (1997) to follow the excitation of the different modes. Kim & Ostriker (2001) determined when magnetic field acts to prevent or to promote collapse. When shear is strong, as it is in the parts of galactic disks with flat rotation curves, and the field is moderate or weak, with plasma  $\beta \leq 1$ , swing amplification stabilized by magnetic pressure dominates. Sufficiently unstable disks, with Toomre  $Q \leq 1.0$ – $1.1$  (depending on field strength), collapse due to nonlinear secondary instabilities despite magnetic stabilization. On the other hand, if shear is weak, and fields are stronger ( $\beta > 1$ ), magnetic tension forces act against epicyclic motions, reducing their stabilizing effect, and producing magneto-Jeans instabilities along the field lines. This leads to large regions of gravitational collapse. In the outer parts of disks, the collapse rate from swing amplification is so slow that additional effects such as spiral arm amplification may be important to drive the formation of observed regions of star formation. Kim & Ostriker (2002) show that the introduction of spiral arms indeed produce feather-like features similar to those observed in spiral galaxies, with masses comparable to the largest star forming regions. These results suggest that the presence of magnetic fields can actually enhance the star formation rate in some parts of galactic disks.

The temperature and the velocity of the coldest gas in a multi-phase interstellar medium at any point in the disk may be the determining factor for gravitational instability, rather than some average temperature. Schaye (2003) suggests that the sharp rise in temperature associated with the lack of molecular gas causes the sharp drop in the star formation rate at the edges of disk galaxies. This reverses the argument of Elmegreen & Parravano (1994) who suggested that the lack of gravitational instability prevents cooling. Schaye (2003) derives the disk surface density required to allow molecule formation in the presence of the intergalactic ultraviolet background field and suggests that this is consistent with the observed threshold column densities. However, Martin & Kennicutt (2001) show a wide variation in the atomic gas fraction at the critical radius (see their Figure 9a), calling this idea into question.

The balance between gravitation and local shear is argued by Hunter, Elmegreen, & Baker (1998) to be a better criterion than the Toomre (1964) criterion, which balances gravitation against Coriolis forces. Effectively this substitutes the Oort A constant (Binney & Tremaine 1997) for the epicyclic frequency  $\kappa$  in Eq. (39). The difference is small (of order 10%) in galaxies with flat rotation curves, but can lower the critical density substantially in galaxies with rising rotation curves, such as dwarf galaxies.

### 3. Thermal instability

Thermal instability has been the organizing principle behind the most influential models of the ISM (Field *et al.* 1969; McKee & Ostriker 1977; Wolfire *et al.* 1995). Under the assumption of approximate pressure and thermal equilibrium, thermal instability can explain the widely varying densities observed in the ISM. It can not explain the order of magnitude higher pressures observed in molecular clouds, though, so it was thought that most molecular clouds must be confined by their own self-gravity. Turbulent pressure fluctuations in a medium with effective adiabatic index less than unity (that is, one that cools when compressed, like the ISM) can provide an alternative explanation for both pressure and density fluctuations. Although thermal instability exists, it does not necessarily act as the primary structuring agent, nor, therefore, as the determining factor for the star formation rate.

Thermal instability occurs when small perturbations from thermal equilibrium grow. The dependence on density  $\rho$  and temperature  $T$  of the heat-loss function  $\mathcal{L} = \Lambda - \Gamma$ , the sum of the rate of specific energy loss minus gain, determines whether instability occurs. Parker (1953) derived the isochoric instability condition, while Field (1965) pointed out that cooling inevitably causes density changes, either due to dynamical flows if the region is not isobaric, or due to pressure changes if it is. He then derived the isobaric instability condition. The alternative of dynamical compression in a region large enough to be unable to maintain isobaric conditions has recently received renewed attention, as described below.

The isobaric instability condition derived by Field (1965) is

$$\left(\frac{\partial \mathcal{L}}{\partial T}\right)_P = \left(\frac{\partial \mathcal{L}}{\partial T}\right)_\rho - \frac{\rho_0}{T_0} \left(\frac{\partial \mathcal{L}}{\partial \rho}\right)_T < 0, \quad (41)$$

where  $\rho_0$  and  $T_0$  are the equilibrium values. Optically thin radiative cooling in the interstellar medium gives a cooling function that can be expressed as a piecewise power law  $\Lambda \propto \rho^2 T^{\beta_i}$ , where  $\beta_i$  gives the value for a temperature range  $T_{i-1} < T < T_i$ , while photoelectric heating is independent of temperature. Isobaric instability occurs when  $\beta_i < 1$ , while isochoric instability only occurs with  $\beta_i < 0$  (e.g. Field 1965).

In interstellar gas cooling with equilibrium ionization, there are two temperature ranges subject to thermal instability (Pikel’ner 1968, Field *et al.* 1969). In the standard picture of the three-phase interstellar medium governed by thermal instability (McKee & Ostriker 1977), the higher of these, with temperatures  $10^{4.5} \text{ K} < T < 10^7 \text{ K}$  (Raymond, Cox, & Smith 1977), separates hot gas from the warm ionized medium. The lower range of  $10^{1.7} \text{ K} < T < 10^{3.7} \text{ K}$  (Fig. 3a of Wolfire *et al.* 1995) separates the warm neutral medium from the cold neutral medium. Cooling of gas out of ionization equilibrium has been studied in a series of papers by Spaans (1996, Spaans & Norman 1997, Spaans & Van Dishoeck 1997, Spaans & Carollo 1998) as described by Spaans & Silk (2000). The effective adiabatic index depends quite strongly on the details of the local chemical, dynamical and radiation environment, in addition to the pressure and temperature of the gas. Although regions of thermal instability occur, the pressures and temperatures may depend strongly on the details of the radiative transfer in a turbulent medium, the local chemical abundances, and other factors.

When thermal instability occurs, it can drive strong motions that dynamically compress the gas nonlinearly. Thereafter, neither the isobaric nor the isochoric instability conditions hold, and the structure of the gas is determined by the combination of dynamics and thermodynamics (Meerson 1996, Burkert & Lin 2000, Lynden-Bell & Tout 2001, Sánchez-Salcedo *et al.* 2002, Kritsuk & Norman 2002). Vázquez-Semadeni, Gazol, & Scalo (2000) examined the behavior of thermal instability in the presence of driven turbulence, magnetic fields, and Coriolis forces and concluded that the structuring effect of the turbulence overwhelmed that of thermal instability in a realistic environment. Gazol *et al.* (2001) and Sánchez-Salcedo, Vázquez-Semadeni, & Gazol (2002) found that about half of the gas in such a turbulent environment actually has temperatures falling in the thermally unstable region, and emphasize that a bimodal temperature distribution may simply be a reflection of the gas cooling function, not a signature of a discontinuous phase transition. Mac Low *et al.* (2003) examined supernova-driven turbulence and found a broad distribution of pressures, which were more important than thermal instability in producing a broad range of densities in the interstellar gas.

Heiles (2001) confirmed the suggestions of Dickey, Salpeter, & Terzian (1978), and Mebold *et al.* (1982) that substantial amounts of gas lie out of thermal equilibrium. This has provided observational support for a picture in which turbulent flows rather than thermal instability dominates structure formation prior to gravitational collapse. Heiles (2001) measured the temperature of gas along lines of sight through the warm and cold neutral medium by comparing absorption and emission profiles of the H I 21 cm fine structure line. He found that nearly half of the warm neutral clouds measured showed temperatures that are unstable according to the application of the isobaric instability condition, Eq. (41), to the Wolfire *et al.* (1995) equilibrium ionization phase diagram.

Although the heating and cooling of the gas clearly plays an important role in the star formation process, the presence or absence of an isobaric instability may be less important than the effective adiabatic index, or similar measures of the behavior of the gas on compression, in determining its ultimate ability to form stars.

### C. Driving mechanisms

Both support against gravity and maintenance of observed motions appear to depend on continued driving of the turbulence, which has kinetic energy density  $e = (1/2)\rho v_{\text{rms}}^2$ . Mac Low (1999, 2002) estimates that the dissipation rate for isothermal, supersonic turbulence is

$$\dot{e} \simeq -(1/2)\rho v_{\text{rms}}^3 / L_d = -(3 \times 10^{-27} \text{ erg cm}^{-3} \text{ s}^{-1}) \left(\frac{n}{1 \text{ cm}^{-3}}\right) \left(\frac{v_{\text{rms}}}{10 \text{ km s}^{-1}}\right)^3 \left(\frac{L_d}{100 \text{ pc}}\right)^{-1}, \quad (42)$$

where  $L_d$  is the driving scale, which we have somewhat arbitrarily taken to be 100 pc (though it could well be smaller), and we have assumed a mean mass per particle  $\mu = 2.11 \times 10^{-24} \text{ g}$ . The dissipation time for turbulent kinetic energy

$$\tau_d = e/\dot{e} \simeq L_d/v_{\text{rms}} = (9.8 \text{ Myr}) \left(\frac{L_d}{100 \text{ pc}}\right) \left(\frac{v_{\text{rms}}}{10 \text{ km s}^{-1}}\right)^{-1}, \quad (43)$$

which is just the crossing time for the turbulent flow across the driving scale (Elmegreen 2000b). What then is the energy source for this driving? We here review the energy input rates for a number of possible mechanisms.

## 1. Magnetorotational instabilities

One energy source for interstellar turbulence that has long been considered is shear from galactic rotation (Fleck 1981). However, the question of how to couple from the large scales of galactic rotation to smaller scales remained open. Sellwood & Balbus (1999) suggested that the magnetorotational instability (Balbus & Hawley 1991, 1998) could couple the large and small scales efficiently. The instability generates Maxwell stresses (a positive correlation between radial  $B_R$  and azimuthal  $B_\Phi$  magnetic field components) that transfer energy from shear into turbulent motions at a rate

$$\dot{e} = -T_{R\Phi}(d\Omega/d\ln R) = T_{R\Phi}\Omega, \quad (44)$$

where the last equality holds for a flat rotation curve. (Sellwood & Balbus 1999). Numerical models suggest that the Maxwell stress tensor  $T_{R\Phi} \simeq 0.6B^2/(8\pi)$  (Hawley, Gammie & Balbus 1995). For the Milky Way, the value of the rotation rate recommended by the IAU is  $\Omega = (220 \text{ Myr})^{-1} = 1.4 \times 10^{-16} \text{ rad s}^{-1}$ , though this may be as much as 15% below the true value (Olling & Merrifield 1998, 2000). The magnetorotational instability may thus contribute energy at a rate

$$\dot{e} = (3 \times 10^{-29} \text{ erg cm}^{-3} \text{ s}^{-1}) \left( \frac{B}{3 \mu\text{G}} \right)^2 \left( \frac{\Omega}{(220 \text{ Myr})^{-1}} \right). \quad (45)$$

For parameters appropriate to the HI disk of a sample small galaxy, NGC 1058, including  $\rho = 10^{-24} \text{ g cm}^{-3}$ , Sellwood & Balbus (1999) find that the magnetic field required to produce the observed velocity dispersion of  $6 \text{ km s}^{-1}$  is roughly  $3 \mu\text{G}$ , a reasonable value for such a galaxy. This instability may provide a base value for the velocity dispersion below which no galaxy will fall. If that is sufficient to prevent collapse, little or no star formation will occur, producing something like a low surface brightness galaxy with large amounts of HI and few stars. This may also apply to the outer disk of our own Milky Way and other star-forming galaxies.

## 2. Gravitational instabilities

Motions coming from gravitational collapse have often been suggested as a local driving mechanism in molecular clouds, but fail due to the quick decay of the turbulence (Section IV.A). If the turbulence decays in less than a free-fall time, as suggested by Eq. (26), then it cannot delay collapse for substantially longer than a free-fall time.

On the galactic scale, spiral structure can drive turbulence in gas disks. Roberts (1969) first demonstrated that shocks would form in gas flowing through spiral arms formed by gravitational instabilities in the stellar disk (Lin & Shu 1964, Lin, Yuan, & Shu 1969). These shocks were studied in thin disks by Tubbs (1980) and Soukoup & Yuan (1981), who found few vertical motions. More recently, it has been realized that in a more realistic thick disk, the spiral shock will take on some properties of a hydraulic bore, with gas passing through a sudden vertical jump at the position of the shock (Martos & Cox 1998, Gómez & Cox 2002). Behind the shock, downward flows of as much as  $20 \text{ km s}^{-1}$  appear (Gómez & Cox 2002). Some portion of this flow will contribute to interstellar turbulence. However, the observed presence of interstellar turbulence in irregular galaxies without spiral arms, as well as in the outer regions of spiral galaxies beyond the regions where the arms extend suggest that this cannot be the only mechanism driving turbulence. A more quantitative estimate of the energy density contributed by spiral arm driving has not yet been done.

The interaction between rotational shear and gravitation can, at least briefly, drive turbulence in a galactic disk, even in the absence of spiral arms. Vollmer & Beckert (2002) describe the consequences of assuming that this effect fully supplies the energy to drive the observed turbulent flow, without demonstrating explicitly that this is the case. They base their assumption on 2D, high-resolution (sub-parsec zones) numerical models described in a series of papers by Wada & Norman (1999, 2001), Wada, Spaans, & Kim (2000), and Wada, Meurer & Norman (2002). However, these numerical models all share two limitations: they do not include the dominant stellar component, and gravitational collapse cannot occur beneath the grid scale. The computed filaments of dense gas are thus artificially supported, and would actually continue to collapse to form stars, rather than driving turbulence in dense disks. Sánchez-Salcedo

(2001) gives a detailed critique of these models. In very low density disks, where even the dense filaments remained Toomre stable, this mechanism might operate, however.

Wada *et al.* (2002) estimated the energy input from this mechanism using equation (44), where, in the absence of significant Maxwell stresses, the stress tensor is given by the Newton stresses resulting from correlations in the gravitational velocity  $u_G$  as  $T_{R\Phi} = \langle \rho u_{GR} u_{G\Phi} \rangle$  (Lynden-Bell & Kalnajs 1972). The Newton stresses will only add energy if a positive correlation between radial and azimuthal gravitational forces exists, however, which is not demonstrated by Wada *et al.* (2002). Nevertheless, they estimate the order of magnitude of the energy input from Newton stresses as

$$\begin{aligned} \dot{e} &\simeq G(\Sigma_g/H)^2 \lambda^2 \Omega \\ &\simeq (4 \times 10^{-29} \text{ erg cm}^{-3} \text{ s}^{-1}) \left( \frac{\Sigma_g}{10 \text{ M}_\odot \text{ pc}^{-2}} \right)^2 \left( \frac{H}{100 \text{ pc}} \right)^{-2} \left( \frac{\lambda}{100 \text{ pc}} \right)^2 \left( \frac{\Omega}{(220 \text{ Myr})^{-1}} \right), \end{aligned} \quad (46)$$

where  $G$  is the gravitational constant,  $\Sigma_g$  the density of gas,  $H$ , the scale height of the gas,  $\lambda$  the length scale of turbulent perturbations, and  $\Omega$  the angular velocity of the disk. Values chosen are appropriate for the Milky Way. This is two orders of magnitude below the value required to maintain interstellar turbulence (Eq. [42]).

### 3. Protostellar outflows

Protostellar jets and outflows are a popular suspect for the energy source of the observed turbulence in molecular clouds. We can estimate their average energy input rate into the overall ISM, following McKee (1989), by assuming that some fraction  $f_w$  of the mass accreted onto a star during its formation is expelled in a wind travelling at roughly the escape velocity. Shu *et al.* (1988) argue that  $f_w \approx 0.4$ , and that most of the mass is ejected from close to the stellar surface, where the escape velocity

$$v_{\text{esc}} = \left( \frac{2GM}{R} \right)^{1/2} = (200 \text{ km s}^{-1}) \left( \frac{M}{1 \text{ M}_\odot} \right)^{1/2} \left( \frac{R}{10 \text{ R}_\odot} \right)^{-1/2}, \quad (47)$$

with scaling appropriate for a solar-type protostar with radius  $R = 10 \text{ R}_\odot$ . Observations of neutral atomic winds from protostars show outflow velocities of roughly this value (Lizano *et al.* 1988, Giovanardi *et al.* 2000).

The total energy input from protostellar winds will substantially exceed the amount that can be transferred to the turbulence because of radiative cooling at the wind termination shock. We represent the fraction of energy lost there by  $\eta_w$ . A reasonable upper limit to the energy loss is offered by assuming fully effective radiation and momentum conservation, so that

$$\eta_w < \frac{v_{\text{rms}}}{v_w} = 0.05 \left( \frac{v_{\text{rms}}}{10 \text{ km s}^{-1}} \right) \left( \frac{200 \text{ km s}^{-1}}{v_w} \right), \quad (48)$$

where  $v_{\text{rms}}$  is the rms velocity of the turbulence, and we have assumed that the flow is coupled to the turbulence at typical velocities for the diffuse ISM. If we assumed that most of the energy went into driving dense gas, the efficiency would be lower, as typical rms velocities for CO outflows are only 1–2 km s<sup>−1</sup>. The energy injection rate

$$\begin{aligned} \dot{e} &= \frac{1}{2} f_w \eta_w \frac{\dot{\Sigma}_*}{H} v_w^2 \\ &\simeq (2 \times 10^{-28} \text{ erg cm}^{-3} \text{ s}^{-1}) \left( \frac{H}{200 \text{ pc}} \right)^{-1} \left( \frac{f_w}{0.4} \right) \times \\ &\times \left( \frac{v_w}{200 \text{ km s}^{-1}} \right) \left( \frac{v_{\text{rms}}}{10 \text{ km s}^{-1}} \right) \left( \frac{\dot{\Sigma}_*}{4.5 \times 10^{-9} \text{ M}_\odot \text{ pc}^{-2} \text{ yr}^{-1}} \right), \end{aligned} \quad (49)$$

where  $\dot{\Sigma}_*$  is the surface density of star formation, and  $H$  is the scale height of the star-forming disk. The scaling value used for  $\dot{\Sigma}_*$  is the solar neighborhood value (McKee 1989).

Although protostellar jets and winds are indeed quite energetic, they deposit most of their energy into low density gas (Henning 1989), as is shown by the observation of multi-parsec long jets extending completely out of molecular clouds (Bally & Devine 1994). Furthermore, observed motions of molecular gas show increasing power on scales all the way up to and perhaps beyond the largest scale of molecular cloud complexes (Ossenkopf & Mac Low 2002). It is hard to see how such large scales could be driven by protostars embedded in the clouds.



#### 4. Massive stars

In active star-forming galaxies, massive stars probably dominate the driving. They could do so through ionizing radiation and stellar winds from O stars, or clustered and field supernova explosions, predominantly from B stars no longer associated with their parent gas. The supernovae appear likely to be most important, as we now show.

##### a. Stellar winds

First, we consider stellar winds. The total energy input from a line-driven stellar wind over the main-sequence lifetime of an early O star can equal the energy from its supernova explosion, and the Wolf-Rayet wind can be even more powerful. However, the mass-loss rate from stellar winds drops as roughly the sixth power of the star's luminosity if we take into account that stellar luminosity varies as the fourth power of stellar mass (Vink, de Koter & Lamers 2000), while the powerful Wolf-Rayet winds (Nugis & Lamers 2000) last only  $10^5$  years or so, so only the very most massive stars contribute substantial energy from stellar winds. The energy from supernova explosions, on the other hand, remains nearly constant down to the least massive star that can explode. As there are far more lower-mass stars than massive stars, with a Salpeter IMF giving a power-law in mass of  $\alpha = -2.35$  (Eq. 8), supernova explosions inevitably dominate over stellar winds after the first few million years of the lifetime of an OB association.

##### b. Ionizing radiation

Next, we consider ionizing radiation from OB stars. The total amount of energy contained in ionizing radiation is vast. Abbott (1982) estimates the integrated luminosity of ionizing radiation in the disk of the Milky Way to be

$$\dot{e} = 1.5 \times 10^{-24} \text{ erg s}^{-1} \text{ cm}^{-3}. \quad (50)$$

However, only a small fraction of this total energy goes to driving interstellar motions.

Ionizing radiation contributes to interstellar turbulence in two ways. First, it ionizes the diffuse interstellar gas, heating it to 7,000–10,000 K and adding energy to it. As this gas cools, it contracts due to thermal instabilities, driving turbulent flows, as modeled by Kritsuk & Norman (2002a,b). They modeled the flow in a cooling instability after a sudden increase in heating by a factor of five, and found that a flow with peak thermal energy of  $E_{\text{th}}$  gains a peak kinetic energy of roughly  $E_{\text{kin}} = \eta_c E_{\text{th}}$ , with  $\eta_c \simeq 0.07$ . Parravano, Hollenbach, & McKee (2003) find that the local UV radiation field, and thus the photoelectric heating rate, increases by a factor of 2–3 due to the formation of a nearby OB association every 100–200 Myr. However, substantial motions only lasted about 1 Myr after a heating event in the model by Kritsuk & Norman (2002b). We can estimate the energy input from this mechanism on average by taking the kinetic energy input from the heating event and dividing by the typical time  $\tau_{\text{OB}}$  between heating events. If we take the thermal energy to be that of  $n = 1 \text{ cm}^{-3}$  gas at  $10^4 \text{ K}$  (perhaps a bit higher than typical), we find that

$$\dot{e} = \frac{3}{2} n k T \eta_c / \tau_{\text{OB}} \simeq (5 \times 10^{-29} \text{ erg cm}^{-3} \text{ s}^{-1}) \left( \frac{n}{1 \text{ cm}^{-3}} \right) \left( \frac{T}{10^4 \text{ K}} \right) \left( \frac{\eta_c}{0.07} \right) \left( \frac{\tau_{\text{OB}}}{100 \text{ Myr}} \right)^{-1}. \quad (51)$$

Although comparable to some other proposed energy sources discussed here, this mechanism appears unlikely to be as important as the supernova explosions from the same OB stars, as discussed below.

The second way that ionization drives turbulence is through driving the supersonic expansion of HII regions after photoionization heating raises their pressures above that of the surrounding neutral gas. Matzner (2002) computes the momentum input from the expansion of an individual HII region into a surrounding molecular cloud, as a function of the cloud mass and the ionizing luminosity of the central OB association. By integrating over the HII region luminosity function derived by McKee & Williams (1997), he finds that the average momentum input from a Galactic region is

$$\langle \delta p \rangle \simeq (260 \text{ km s}^{-1}) \left( \frac{N_{\text{H}}}{1.5 \times 10^{22} \text{ cm}^{-2}} \right)^{-3/14} \left( \frac{M_{\text{cl}}}{10^6 M_{\odot}} \right)^{1/14} \langle M_{*} \rangle. \quad (52)$$

The column density  $N_{\text{H}}$  is scaled to the mean value for Galactic molecular clouds (Solomon *et al.* 1987), which varies little as cloud mass  $M_{\text{cl}}$  changes. The mean stellar mass per cluster in the Galaxy  $\langle M_{*} \rangle = 440 M_{\odot}$  (Matzner 2002).

The number of OB associations contributing substantial amounts of energy can be drawn from the McKee & Williams (1997) cluster luminosity function

$$\mathcal{N}( > S_{49} ) = 6.1 \left( \frac{108}{S_{49}} - 1 \right), \quad (53)$$

where  $\mathcal{N}$  is the number of associations with ionizing photon luminosity exceeding  $S_{49} = S/(10^{49} \text{ s}^{-1})$ . The luminosity function is rather flat below  $S_{49} = 2.4$ , the theoretical luminosity of the highest-mass single star considered ( $120 M_{\odot}$ ) so taking its value at  $S_{49} = 1$  is about right, giving  $\mathcal{N}( > 1 ) = 650$  clusters.

To derive an energy input rate per unit volume  $\dot{e}$  from the mean momentum input per cluster  $\langle \delta p \rangle$ , we need to estimate the average velocity of momentum input  $v_i$ , the time over which it occurs  $t_i$ , and the volume  $V$  under consideration. Typically expansion will not occur supersonically with respect to the interior, so  $v_i < c_{s,i}$ , where  $c_{s,i} \simeq 10 \text{ km s}^{-1}$  is the sound speed of the ionized gas. McKee & Williams (1997) argue that clusters go through about five generations of massive star formation, where each generation lasts  $\langle t_* \rangle \approx 3.7 \text{ Myr}$ . The scale height for massive clusters is  $H_c \sim 100 \text{ pc}$  (e.g. Bronfman *et al.* 2000), and the radius of the star-forming disk is roughly  $R_{sf} \sim 15 \text{ kpc}$ , so the relevant volume  $V = 2\pi R_{sf}^2 H_c$ . The energy input rate from HII regions is then

$$\begin{aligned} \dot{e} &= \frac{\langle \delta p \rangle \mathcal{N}( > 1 ) v_i}{V t_i} \\ &= (3 \times 10^{-30} \text{ erg s}^{-1} \text{ cm}^{-3}) \left( \frac{N_{\text{H}}}{1.5 \times 10^{22} \text{ cm}^{-2}} \right)^{-3/14} \left( \frac{M_{cl}}{10^6 M_{\odot}} \right)^{1/14} \left( \frac{\langle M_* \rangle}{440 M_{\odot}} \right) \left( \frac{\mathcal{N}( > 1 )}{650} \right) \times \\ &\quad \times \left( \frac{v_i}{10 \text{ km s}^{-1}} \right) \left( \frac{H_c}{100 \text{ pc}} \right)^{-1} \left( \frac{R_{sf}}{15 \text{ kpc}} \right)^{-2} \left( \frac{t_i}{18.5 \text{ Myr}} \right)^{-1}, \end{aligned} \quad (54)$$

where all the scalings are appropriate for the Milky Way as discussed above. Nearly all of the energy in ionizing radiation goes towards maintaining the ionization and temperature of the diffuse medium, and hardly any towards driving turbulence. Flows of ionized gas may be important very close to young clusters and may terminate star formation locally (Section IV.J), but do not appear to contribute significantly on a global scale.

### c. Supernovae

The largest contribution from massive stars to interstellar turbulence comes from supernova explosions. To estimate their energy input rate, we begin by finding the supernova rate in the Galaxy  $\sigma_{SN}$ . Cappellaro *et al.* (1999) estimate the total supernova rate in supernova units to be  $0.72 \pm 0.21 \text{ SNu}$  for galaxies of type S0a-b and  $1.21 \pm 0.37 \text{ SNu}$  for galaxies of type Sbc-d, where  $1 \text{ SNu} = 1 \text{ SN } (100 \text{ yr})^{-1} (10^{10} L_B / L_{\odot})^{-1}$ , and  $L_B$  is the blue luminosity of the galaxy. Taking the Milky Way as lying between Sb and Sbc, we estimate  $\sigma_{SN} = 1 \text{ SNu}$ . Using a Galactic luminosity of  $L_B = 2 \times 10^{10} L_{\odot}$ , we find a supernova rate of  $(50 \text{ yr})^{-1}$ , which agrees well with the estimate in equation (A4) of McKee (1989). If we use the same scale height  $H_c$  and star-forming radius  $R_{sf}$  as above, we can compute the energy input rate from supernova explosions with energy  $E_{SN} = 10^{51} \text{ erg}$  to be

$$\begin{aligned} \dot{e} &= \frac{\sigma_{SN} \eta_{SN} E_{SN}}{\pi R_{sf}^2 H_c} \\ &= (3 \times 10^{-26} \text{ erg s}^{-1} \text{ cm}^{-3}) \left( \frac{\eta_{SN}}{0.1} \right) \left( \frac{\sigma_{SN}}{1 \text{ SNu}} \right) \left( \frac{H_c}{100 \text{ pc}} \right)^{-1} \left( \frac{R_{sf}}{15 \text{ kpc}} \right)^{-2} \left( \frac{E_{SN}}{10^{51} \text{ erg}} \right). \end{aligned} \quad (55)$$

The efficiency of energy transfer from supernova blast waves to the interstellar gas  $\eta_{SN}$  depends on the strength of radiative cooling in the initial shock, which will be much stronger in the absence of a surrounding superbubble (e.g. Heiles 1990). Substantial amounts of energy can escape in the vertical direction in superbubbles as well, however. Norman & Ferrara (1996) make an analytic estimate of the effectiveness of driving by SN remnants and superbubbles. The scaling factor  $\eta_{SN} \simeq 0.1$  used here was derived by Thornton *et al.* (1998) from detailed, 1D, numerical simulations of SNe expanding in a uniform ISM. It can alternatively be drawn from momentum conservation arguments (eq. 48), comparing a typical expansion velocity of  $100 \text{ km s}^{-1}$  to typical interstellar turbulence velocity of  $10 \text{ km s}^{-1}$ . Multi-dimensional models of the interactions of multiple SN remnants (e.g. Avillez 2000) are required to better determine the effective scaling factor.

Supernova driving appears to be powerful enough to maintain the turbulence even with the dissipation rates estimated in Eq. (42). It provides a large-scale self-regulation mechanism for star formation in disks with sufficient

gas density to collapse despite the velocity dispersion produced by the magnetorotational instability. As star formation increases in such galaxies, the number of OB stars increases, ultimately increasing the supernova rate and thus the velocity dispersion, which restrains further star formation.

## D. Applications

The theory of star formation controlled by supersonic turbulence offers a unified approach to a wide range of astrophysical objects. In this section we discuss several illustrative scenarios, moving from low to high star formation efficiencies.

### 1. Low surface brightness galaxies

Low surface brightness galaxies have large fractions of their baryonic mass in gas, whether they have masses typical of massive (Schombert *et al.* 1992, McGaugh & de Blok 1997) or dwarf galaxies (Schombert, McGaugh, & Eder 2001). Nevertheless, their star formation rates lie well below typical values for high surface brightness galaxies (van der Hulst *et al.* 1993; McGaugh & de Blok 1997). Their rotation curves have been derived from both HI measurements (van der Hulst *et al.* 1993, de Blok, McGaugh, & van der Hulst, 1996), and higher resolution H $\alpha$  measurements (Swaters, Madore, & Trewhalla, 2000; McGaugh, Rubin, & de Blok, 2001, Matthews & Gallagher 2002), which may sometimes disagree with the HI in the innermost regions (Swaters *et al.* 2000), but are in generally good agreement (McGaugh *et al.* 2001). They have lower gas and stellar surface densities than high surface brightness galaxies (van der Hulst *et al.* 1987; de Blok & McGaugh 1996). The question of whether their disks have surface densities lying below the Kennicutt (1989) threshold for star formation has been studied using rotation curves derived from HI measurements for both massive (van der Hulst *et al.* 1993) and dwarf (van Zee *et al.* 1997) galaxies.

In the case of massive galaxies, surface densities beneath the Kennicutt (1989) threshold do indeed appear to explain the lack of star formation (van der Hulst *et al.* 1993). The moderate levels of turbulence required to maintain the observed velocity dispersions may be produced by magnetorotational instabilities (Sellwood & Balbus 1999). Other explanations for the lack of star formation, such as an inability to form molecular hydrogen (Gerritsen & de Blok 1999) or to cool it (Mihos, Spaans, & McGaugh 1999), were derived from numerical models that did not include magnetic effects, and thus had no source of support other than thermal pressure to counteract gravitational collapse and star formation. If magnetorotational instability is the dominant support mechanism, then star formation will not be suppressed in the center, where the rotational shear drops. This is, in fact, where star formation is found in low surface brightness galaxies.

In the case of dwarf galaxies (Hunter 1997), the situation appears to be slightly more complex. On the one hand, Van Zee *et al.* (1997) demonstrate that the surface density in a sample of low surface brightness dwarf galaxies falls systematically below the Kennicutt threshold, with star formation indeed observed in regions that approach the threshold, and van Zee, Skillman, & Salzer (1998) show that blue compact dwarf galaxies have surface densities exceeding the threshold in their centers, where star formation occurs. On the other hand, Hunter, Elmegreen, & Baker (1998) argue that a criterion based on local shear correlates better with the observations, especially in galaxies with rising rotation curves. Furthermore, another factor that may contribute to the star formation histories of dwarf galaxies is that starbursts in the smaller ones (under  $10^8 M_{\odot}$ ) can actually push all the gas well out into the halo, from where it will take some hundreds of millions of years to collect back in the center (Mac Low & Ferrara 1999). This last scenario may be consistent with observations in some galaxies, as summarized by Simpson & Gottesman (2000).

### 2. Galactic disks

In normal galactic disks, where SNe appear to dominate the driving of the turbulence, we speculate that most regions will have a star formation rate just sufficient to produce turbulence that can balance the local surface density in a self-regulating fashion. However, as spiral arms or other dynamical features increase the local density, this balance would fail, leading to higher local star formation rates. Because the increase in star formation rate as turbulence is overwhelmed is not sudden but gradual, the enhanced star formation in spiral arms and similar structures should not globally approach starburst rates except when density rises sharply. Locally, however, even relatively small regions can reach starburst-like star formation efficiencies if they exceed the local threshold for turbulent support and begin

to collapse freely. A classic example of this is the massive star formation region NGC 3603, which locally resembles a starburst knot, even though the Milky Way globally does not have a large star formation rate. On a smaller scale, even the Trapezium cluster in Orion seems to have formed with efficiency of  $\lesssim 50\%$  (Hillenbrand & Hartmann 1998).

Triggering of star formation by compressive shocks from nearby star-forming regions (Elmegreen & Lada 1977) is a special case of global support from turbulence leading to local collapse. Although prompt blast waves from winds and early supernovae of OB association can compress nearby gas and induce collapse, most of the energy from that association is released at later times as the less massive B stars explode, driving the larger-scale interstellar turbulence that provides support against general collapse. The instances of apparent triggering seen both in linear sequences of OB associations (e.g. Blaauw 1964) and in shells (e.g. Walborn & Parker 1992, Efremov & Elmegreen 1998b, Kamaya 1998, Barbá *et al.* 2003) may represent this prompt triggering. It seems unlikely, however, that this prompt triggering will dominate large-scale star formation as first suggested by Gerola & Seiden (1978), and since developed by Neukirch & Feitzinger (1988), Korchagin *et al.* (1995), and Nomura & Kamaya (2001). Compression due to supersonic turbulent flows is suggested to be the main mechanism leading to stellar birth in gas-rich dwarf galaxies without spiral density waves, such as Holmberg II (e.g. Stewart *et al.* 2000). However, the rate compression-induced star formation is small compared to the rates expected for global collapse, which is effectively prevented by the same turbulent flows.

### 3. Globular clusters

Globular clusters may simply be the upper end of the range of normal cluster formation. Whitmore (2000) reviews evidence showing that young clusters have a power-law distribution reaching up to globular cluster mass ranges. The luminosity function for old globular clusters is log normal, which Fall & Zhang (2001) attribute to the evaporation of smaller clusters by two-body relaxation, and the destruction of the largest clusters by dynamical interactions with the background galaxy (also see Vesperini 2000, 2001). Fall & Zhang (2001) suggest that the power-law distribution of young clusters is related to the power-law distribution of molecular cloud masses found by Harris & Pudritz (1995). However, numerical models of gravitational collapse tend to produce mass distributions that appear more log-normal, and are not closely related in shape to the underlying mass distributions of density peaks (Klessen 2001, Klessen *et al.* 2000). It remains unknown whether cluster masses are determined by the same processes as the masses of individual collapsing objects, but the simulations do not include any physics that would limit them to one scale and not the other. Further investigation of this question will be interesting.

### 4. Galactic nuclei

In galaxies with low star formation rates, the galactic nucleus is often the only region with substantial star formation occurring. As rotation curves approach solid body in the centers of galaxies, magnetorotational instabilities die away, leaving less turbulent support and perhaps greater opportunity for star formation. In more massive galaxies, gas is often funneled towards the center by bars and other disk instabilities, again increasing the local density sufficiently to overwhelm local turbulence and drive star formation.

Hunter *et al.* (1998) and Schaye (2003) note that central regions of galaxies have normal star formation despite having surface densities that appear to be stable according to the Toomre criterion. This could be due to reduced turbulence in these regions decreasing the surface density required for efficient star formation. The radial dependence of the velocity dispersion is difficult to determine, because H I observations with sufficient velocity resolution to measure typical turbulent linewidths of 6–12 km s<sup>-1</sup> have rather low spatial resolution, with just a few beams across the galaxy. Most calculations of the critical surface density therefore assume a constant value of the turbulent velocity dispersion, which may well be incorrect (Wong & Blitz 2002).

As an alternative, or perhaps additional explanation, Kim & Ostriker (2001) point out that the magneto-Jeans instability acts strongly in the centers of galaxies. The magnetic tension from strong magnetic fields can reduce or eliminate the stabilizing effects from Coriolis forces in these low shear regions, effectively reducing the problem to a 2D Jeans stability problem along the field lines.

## 5. Primordial dwarfs

In the complete absence of metals, cooling becomes much more difficult. Thermal pressure supports gas that accumulates in dark matter halos until the local Jeans mass is exceeded. The first objects that can collapse are the ones that can cool from  $\text{H}_2$  formation through gas phase reactions. Abel, Bryan, & Norman (2000, 2002) and Bromm, Coppi, & Larson (1999) have computed models of the collapse of these first objects. Abel *et al.* (2000, 2002) used realistic cosmological initial conditions, and found that inevitably a single star formed at the highest density peak before substantial collapse had occurred elsewhere in the galaxy. Bromm *et al.* (1999) used a flat-top density perturbation that was able to fragment in many places simultaneously, due to its artificial symmetry.

Li, Klessen, & Mac Low (2003) suggest that the lack of fragmentation seen by Abel *et al.* (2000, 2002) may be due to the relatively stiff equation of state of metal-free gas. Li *et al.* (2003) found that fragmentation of gravitationally collapsing gas is strongly influenced by the polytropic index  $\gamma$  of the gas, with fragmentation continuously decreasing from  $\gamma \sim 0.2$  to  $\gamma \sim 1.3$ . The limited cooling available to primordial gas even with significant molecular fraction may raise its polytropic index sufficiently to suppress fragmentation. Abel *et al.* (2000, 2002) argue that the resulting stars are likely to have masses exceeding  $100 M_\odot$ , leading to prompt supernova explosions with accompanying metal pollution and radiative dissociation of  $\text{H}_2$ .

## 6. Starburst galaxies

Starburst galaxies convert gas into stars at such enormous rates that the timescale to exhaust the available material becomes short compared to the age of the universe (see the review by Sanders & Mirabel 1996). Starbursts typically last for a few tens or hundreds of millions of years. However, they may occur several times during the life of a galaxy. The star formation rates in starburst galaxies can be as high as  $1000 M_\odot \text{ yr}^{-1}$  (Kennicutt 1998), some three orders of magnitude above the current rate of the Milky Way. Starburst galaxies are rare in the local universe, but rapidly increase in frequency at larger lookback times, suggesting that starbursts are characteristic of early galaxy evolution at high redshifts. The strongest starbursts occur in galactic nuclei or circumnuclear regions.

However, in interacting galaxies, strong star formation is also triggered far away from the nucleus in the overlapping regions, in spiral arms, or sometimes even in tidal tails. In these interactions a significant number of super-star clusters form, which may be the progenitors of present-day globular clusters (Zhang & Fall 1999, Whitmore *et al.* 1999), or even compact elliptical galaxies (Fellhauser & Kroupa 2002). The Antennae galaxy, the product of a major merger of the spiral galaxies NGC 4038 and 4039, is a famous example where star formation is most intense in the overlap region between the two galaxies (Whitmore & Schweizer 1995). Merging events always seem to be associated with the most massive and luminous starburst galaxies, the ultraluminous IR galaxies identified by Sanders & Mirabel (1996).

Gentler minor mergers can also trigger starbursts. Such an event disturbs but does not disrupt the primary galaxy. It recovers from the interaction without dramatic changes in its overall morphology. This could explain the origin of lower-mass, luminous, blue, compact galaxies, which often show very little or no sign of interaction (e.g. van Zee, Salzer, & Skillman 2001). Alternative triggers of the starburst phenomenon that have been suggested for these galaxies include bar instabilities in the galactic disk (Shlosman, Begelman, & Frank 1990), or the compressional effects of multiple supernovae and winds from massive stars (e.g. Heckman, Armus, & Miley 1990), which then would lead to a very localized burst of star formation.

Regardless of the details of the different starburst triggering mechanisms, they all focus gas into a concentrated region quickly enough to overwhelm the local turbulence and any additional turbulence driven by newly formed stars. Combes (2001) argues that this can only be accomplished by gravitational torques on the gas. We suggest that starburst galaxies are just extreme examples of the continuum of star formation phenomena, with gravity overwhelming support from turbulent gas motions on kiloparsec scales rather than the parsec scales of individual OB associations, or the even smaller scales of low-mass star formation.

## VII. CONCLUSIONS

### A. Summary

The formation of stars represents the triumph of gravity over a succession of opponents. These include thermal pressure, turbulent flows, magnetic flux, and angular momentum. For several decades, magnetic fields were thought to dominate the resistance against gravity, with star formation occurring quasistatically as ambipolar diffusion allows

collapse of neutral gas towards the center of magnetically supported cores. However, a growing body of observational evidence suggests that when stars do form they do so quickly and dynamically, with gravitational collapse occurring at a rate controlled by supersonic turbulence driven at scales of order a hundred parsecs. Such turbulence can explain the superthermal linewidths and self-similar structure observed in star-forming clouds, while magnetic fields fail to do so. The varying balance between turbulence and gravity then provides a natural explanation for the widely varying star formation rates seen at both cloud and galactic scales.

Scattered, inefficient star formation is a signpost of turbulent support, while clustered, efficient star formation occurs in regions lacking support. In this picture, gravity has already won in observed dense protostellar cores: dynamical collapse seems to explain their observed properties better than the alternatives. On the other hand, molecular clouds as a whole may be able to form from turbulent compression, rather than being dominated by self-gravity. The mass distribution of stars then depends at least partly on the density and velocity structure resulting from the turbulence, perhaps explaining the apparent local variations of the stellar initial mass function (IMF) despite its broad universality.

We began by summarizing observations of the structure and properties of molecular clouds and the mass distribution of stars that form in them in Section II. Observations of self-similar structure in molecular clouds (Sections II.A and II.B) seem to indicate that interstellar turbulence is driven on scales substantially larger than the clouds themselves (see also Section VI.C). Molecular clouds appear to actually be transient objects with lifetimes of several million years that form and dissolve in the larger scale turbulent flow. Some well-known descriptions of the clouds like Larson’s (1981) size-linewidth relation may be natural consequences of the turbulent gas flow observed in projection (Section II.D). However, Larson’s mass-radius relation appears to be an observational artifact, suggesting that most molecular clouds are not in virial equilibrium.

In Section III we gave a historical overview of our understanding of star formation, beginning with the classical dynamical theory of star formation (Section III.A), which already included turbulent flows, but only in the microturbulent approximation, treating them as an addition to the thermal pressure. We then turned to the development of the standard theory of star formation (Section III.C) which was motivated by growing understanding of the importance of the interstellar magnetic field in the 1960’s and 1970’s, as discussed in Section III.B.

The standard theory relies on ion-neutral drift, also known as ambipolar diffusion, to solve the magnetic flux problem for protostellar cores, which were thought to be initially magnetostatically supported. At the same time magnetic tension acts to brake rotating cores, thus solving the angular momentum problem as well. The timescale for ambipolar diffusion to remove enough magnetic flux from the cores for gravitational collapse to set in can exceed the free-fall time by as much as an order of magnitude, suggesting that magnetic support could also explain low observed star formation rates. Finally, magnetic fields were also invoked to explain observed supersonic motions as Alfvén waves.

Recently, however, both observational and theoretical results have begun to cast doubt on the standard theory. In Section III.D we summarized theoretical limitations of the singular isothermal sphere model that forms the basis for many of the practical applications of the standard theory. We then discussed several observational findings that put the fundamental assumptions of that theory into question. The observed magnetic field strengths in molecular cloud cores appear too weak to support against gravitational collapse. At the same time, the infall motions measured around star forming cores extend too broadly, while the central density profiles of cores are flatter than expected for isothermal spheres. Furthermore, the chemically derived ages of cloud cores are comparable to the free-fall time instead of the much longer ambipolar diffusion timescale. Observations of young stellar objects also appear discordant. Accretion rates appear to decrease rather than remaining constant, far more embedded objects have been detected in cloud cores than predicted, and the spread of stellar ages in young clusters does not approach the ambipolar diffusion time.

New theoretical and numerical studies of turbulence that point beyond the standard theory while looking back to the classical dynamical theory for inspiration have now emerged (Section IV). Numerical models show that supersonic turbulence decays rapidly, in roughly a crossing time of the region under consideration, regardless of magnetic field strength. Under molecular cloud conditions, such turbulence decays in less than a free-fall time. This implies that the turbulence in star-forming clouds needs to be continuously driven in order to maintain the observed motions. Driven turbulence has long been thought capable of supporting gas against gravitational collapse. A numerical test demonstrated that turbulence indeed can offer global support, but at the same time can lead to local collapse on small scales. In strongly compressible turbulence, gravitational collapse occurs in the density enhancements produced by shocks. The rate of local collapse depends strongly on the strength and driving scale of the turbulence. This gives a natural explanation for widely varying star formation rates. Magnetic fields not strong enough to provide static support make a quantitative but not a qualitative difference. They are capable of reducing the collapse rate somewhat, but not of preventing collapse altogether. They may still act to transfer angular momentum so long as

they are coupled to the gas, however.

We outlined the shape of the new theory in Section IV.K. Rather than relying on quasistatic evolution of magnetostatically supported objects, it suggests that supersonic turbulence controls star formation. Inefficient, isolated star formation is a hallmark of turbulent support, while efficient, clustered star formation occurs in its absence. When stars form, they do so dynamically, collapsing on the local free-fall time. The initial conditions of clusters appear largely determined by the properties of the turbulent gas, as is the rate of mass accretion onto these objects. The balance between turbulent support and local density then determines the star formation rate. Turbulent support is provided by some combination of supernovae and galactic rotation, along with possible contributions from other processes. Local density is determined by galactic dynamics including galaxy interactions, along with the balance between heating and cooling in a region. The initial mass function is at least partly determined by the initial distribution of density resulting from turbulent flows, although a contribution from stellar feedback and interactions with nearby stars cannot yet be ruled out.

We explored the implications of the control of star formation by supersonic turbulence at the scale of individual stars and stellar clusters in Section V. We examined how turbulent fragmentation determines the star forming properties of molecular clouds (Section V.A), and then turned to discuss protostellar cores (Section II.E), binary stars (Section V.C), and stellar clusters (Section V.D) in particular. Strongly time-varying protostellar mass growth rates may result as a natural consequence of competitive accretion in nascent embedded clusters (Section V.E). Turbulent models predict protostellar mass distributions (Section V.F) that appear roughly consistent with the observed stellar mass spectrum (Section II.F), although more work needs to be done to arrive at a full understanding of the origin of stellar masses.

The same balance between turbulence and gravity that seems to determine the efficiency of star formation in molecular clouds also works at galactic scales, as we discussed in Section VI. The transient nature of molecular clouds suggests that they form and are dispersed in either of two ways. One possibility is that they form during large-scale gravitational collapse, and are dispersed quickly thereafter by radiation and supernovae from the resulting violent internal star formation. The other possibility is that large-scale turbulent flows in galactic disks compress and cool gas. These same flows will continue to drive the turbulent motions observed within the clouds. Some combination of turbulent flow, free expansion at the sound speed of the cloud, and dissociating radiation from internal star formation will then be responsible for their destruction on a timescale of 5–10 Myr (Section VI.A).

Having considered the formation of molecular clouds from the interstellar gas, we then discuss the role of differential rotation and thermal instability competing and cooperating with turbulence to determine the overall star formation efficiency in Section VI.B. We examined the physical mechanisms that could drive the interstellar turbulence, focusing on the energy available from each mechanism in Section VI.C. In star-forming regions of disks, supernovae appear to overwhelm all other possibilities. In outer disks and low surface brightness galaxies, on the other hand, the situation is not so clear: magnetorotational or gravitational instabilities look most likely to drive the observed flows but further work is required on these regions. Finally, in Section VI.D, we gave examples of how this picture may apply to different types of objects, including low surface brightness, normal, and starburst galaxies, as well as galactic nuclei and globular clusters. We argue that efficient star formation occurs at all scales when gravity overwhelms turbulence, with the result ranging from a single low-mass star at the very smallest scale to a starburst at the very largest scale.

## B. Future research problems

Although the outline of a new theory of star formation has emerged, it is by no means complete. The ultimate goal of a predictive, quantitative theory of the star formation rate and stellar initial mass function remains elusive. It may be that the problem is intrinsically so complex, like terrestrial climate, that no single solution exists, but only a series of temporary, quasi-steady states. Certainly our understanding of the details of the star formation process can be improved, though. Eventually, coupled models capturing different scales will be necessary to follow the interaction of the turbulent cascade with the thermodynamics, chemistry, and opacity of the gas at different densities. We can identify several major questions that summarize the outstanding problems. As we merely want to summarize these open issues in star formation, we refrain from giving an in-depth discussion and the associated references, which may largely be found in the body of the review.

*How can we describe turbulence driven by astrophysical processes?* There is really no single driving scale, because of the non-uniformity of explosions, and perhaps of other drivers. However, a good description of the structure around the driving scales remains essential, as the largest perturbations lie at the largest scales in any turbulent flow. This remains to be found. The length of the self-similar turbulent cascade also depends on the scales on which the driving

acts. The self-similarity of the turbulent cascade is further perturbed by the drastic changes in the equation of state that occur as increasing densities lead first to stronger radiative cooling, and then to the reduction of heating by the exclusion of first ionizing radiation, and then cosmic rays. Finally, at small scales, diffusion and dissipation mechanisms determine the structure. Although ambipolar diffusion probably limits the production of small-scale magnetic field structures, there is increasing theoretical support for additional density and velocity structure at scales below the ambipolar diffusion cutoff, whose interaction with self-gravity needs to be investigated.

*What determines the masses of individual stars?* One factor must be the size of the initial reservoirs of collapsing gas, determined by turbulent fragmentation in the complex flow just described. Subsequent accretion from the turbulent gas, perhaps in competition with other stars, or even by collisions between either protostellar cores or stars, could also be important, but must still be shown to occur, especially in a magnetized medium. The properties of protostellar objects depend on the time history of the accretion. Feedback from the newly formed star itself, or from its neighbors, in the form of radiation pressure, ionizing radiation, or stellar winds and jets, may yet prove to be another bounding term on stellar mass.

*At what scales does the conservation of angular momentum and magnetic flux fail?* That they must fail is clear from the vast discrepancy between galactic and stellar values. Protostellar jets almost certainly form when magnetic fields redistribute angular momentum away from accreting gas. This demonstrates that the conservation of flux and angular momentum must be coupled at least at small scales. However, the observational hint that molecular cloud cores may be lacking substantial flux from the galactic value suggests that flux may already be lost at rather large scales and low densities. Conversely, the prevalence of binary stars suggests that magnetic braking cannot be completely efficient at draining angular momentum from collapsing protostars, and indicates that ambipolar diffusion or some other process limits the effectiveness of braking. This has not yet been modeled.

*What determines the initial conditions of stellar groups and clusters?* The spatial distribution, initial velocity dispersion, and binary distribution of stars of different masses in a stellar cluster or association are all determined at least partly by the properties of the turbulent flow from which the stars formed. A quantitative analytic model for the retardation of collapse by hydrodynamical or MHD turbulence remains needed. It further remains unknown how much the final properties of a stellar group or cluster depend on the initial state of the turbulence, and how much they depend on the properties of gravitationally collapsing gas. The influence of magnetic fields on these properties also remains almost unexplored, although the ability of the field to redistribute angular momentum suggests that they must play at least some role.

*What controls the distribution and metallicity of gas in star-forming galaxies?* At the largest scale, gas follows the potential of a galaxy just as do all its other constituents. The dissipative nature of gas can allow it to quickly shed angular momentum in disturbed potentials and fall to the centers of galaxies, triggering starbursts. Even in normal galaxies, gravitational instability may determine the location of the largest concentrations of gas available for star formation. How important is turbulence in determining the location and properties of molecular clouds formed from that gas? Are the molecular clouds destroyed again by the same turbulent flow that created them, or do they decouple from the flow, only to be destroyed by star formation within them? How slowly do turbulent flows mix chemical inhomogeneities, and can the scatter of metallicities apparent in stars of apparently equal age be explained by the process?

*Where and how fast do stars form in galaxies?* The existence of the empirical Schmidt Law relating gas column density to star formation rate, with a threshold at low column density, still needs to be definitively explained. Can the threshold be caused by a universal minimum level of turbulence, or by a minimum column density below which it is difficult for gas to cool? In either case, examination of low-metallicity and dwarf galaxies may well provide examples of objects sufficiently different from massive disk galaxies in both cooling and rotation to demonstrate one or the other of these possibilities.

*What determines the star formation efficiency of galaxies?* The relative importance of turbulence, rotation, gravitational instability, and thermal instability remains unresolved. At this scale, turbulence can only play an instrumental role, transmitting the influence of whatever drives it to the interstellar gas. One possibility is that galaxies are essentially self-regulated, with supernovae from recent star formation determining the level of turbulence, and thus the ongoing star formation rate. Another possibility is that a thermal or rotational bottleneck to star formation exists, and that galaxies actually form stars just as fast as they are able, more or less regardless of the strength of the turbulence in most reasonable regimes. Finding observational and theoretical means to distinguish these scenarios represents the great challenge of understanding the large-scale behavior of star formation in galaxies.



## ACKNOWLEDGMENTS

We have benefited from long-term collaborations, discussions, and exchange of ideas and results with a large number of people. We particularly mention (in alphabetical order) M. A. de Avillez, J. Ballesteros-Paredes, P. Bodenheimer, A. Burkert, B. G. Elmegreen, C. Gammie, L. Hartmann, F. Heitsch, P. Kroupa, D. N. C. Lin, C. F. McKee, Å. Nordlund, V. Ossenkopf, E. C. Ostriker, P. Padoan, F. H. Shu, M. D. Smith, J. M. Stone, E. Vázquez-Semadeni, H. Zinnecker, and E. G. Zweibel. This review also benefited from two detailed anonymous reviews and extended comments from E. Falgarone, F. Heitsch, M. K. R. Joung, A. Lazarian, M. D. Smith, and E. Vázquez-Semadeni. Finally, we must thank our editors V. Trimble and J. Krolik for their patience and encouragement. M-MML was supported by CAREER grant no. AST 99-85392 from the US National Science Foundation, and by the US National Aeronautics and Space Administration (NASA) Astrophysics Theory Program under grant no. NAG5-10103. RSK was supported by the Emmy Noether Program of the Deutsche Forschungsgemeinschaft (grant no. KL1358/1) and by the NASA Astrophysics Theory Program through the Center for Star Formation Studies at NASA's Ames Research Center, UC Berkeley, and UC Santa Cruz. Preparation of this work made extensive use of the NASA Astrophysical Data System Abstract Service.

## REFERENCES

- Abbott, D. C., 1982, *Astrophys. J.*, **263**, 723  
Adams, F. C., and J. J. Wiseman, 1994, *Astrophys. J.*, **435**, 693  
Adams, F. C., and M. Fatuzzo, 1996, *Astrophys. J.*, **464**, 256  
Adams, F. C., and P. C. Myers, 2001, *Astrophys. J.*, **553**, 744  
Aikawa, Y., N. Ohashi, S. Inutsuka, E. Herbst, and S. Takakuwa, 2001, *Astrophys. J.*, **552**, 639  
Alves, J. F., C. J. Lada, and E. A. Lada, 1999, *Astrophys. J.*, **515**, 265  
Alves, J. F., C. J. Lada, and E. A. Lada, 2001, *Nature*, **409**, 159  
André, P., and T. Montmerle, 1994, *Astrophys. J.*, **420**, 837  
André, P., D. Ward-Thompson, and M. Barsony, 2000, in *Protostars and Planets IV*, edited by V. Mannings, A. P. Boss, and S. S. Russell (University of Arizona Press, Tucson), p. 59  
André, P., D. Ward-Thompson, and F. Motte, 1996, *Astron. Astrophys.*, **314**, 625  
Avillez, M. A., 2000, *Mon. Not. R. Astron. Soc.*, **315**, 479  
Avillez, M. A., and D. Breitschwerdt, 2003, in *Star Formation Through Time*, edited by E. Pérez, R. M. González Delgado, and G. Tenorio-Tagle (Astronomical Society of the Pacific: San Francisco), in press (astro-ph/0303322)  
Avillez, M. A., and M.-M. Mac Low, 2002, *Astrophys. J.*, **581**, 1047  
Arons, J., and C. E. Max, 1975, *Astrophys. J. Lett.*, **196**, L77  
Bacmann, A., P. André, J. -L. Puget, A. Abergel, S. Bontemps, and D. Ward-Thompson, 2000, *Astron. Astrophys.*, **361**, 555  
Balbus, S. A., and J. F. Hawley, 1991, *Astrophys. J.*, **376**, 214  
Balbus, S. A., and J. F. Hawley, 1998, *Rev. Mod. Phys.*, **70**, 1  
Baldry, I. K. et al. 2002, *Astrophys. J.*, **569**, 582  
Ballesteros-Paredes, J., and M.-M. Mac Low, 2002, *Astrophys. J.*, **570**, 734  
Ballesteros-Paredes, J., L. Hartmann, and E. Vázquez-Semadeni, 1999a, *Astrophys. J.*, **527**, 285  
Ballesteros-Paredes, J., R. S. Klessen, and E. Vázquez-Semadeni, 2003, *Astrophys. J.*, submitted, astro-ph/0304008  
Ballesteros-Paredes, J., E. Vázquez-Semadeni, and A. A. Goodman, 2002, *Astrophys. J.*, **571**, 334  
Ballesteros-Paredes, J., E. Vázquez-Semadeni, and J. Scalo, 1999b, *Astrophys. J.*, **515**, 286  
Bally, J., and D. Devine, 1994, *Astrophys. J.*, **428**, L65  
Bally, J., D. Devine, and B. Reipurth, 1996, *Astrophys. J.*, **473**, L49  
Balsara, D. S., 1996, *Astrophys. J.*, **465**, 775  
Balsara, D. S., D. Ward-Thompson, and R. M. Crutcher, 2001, *Mon. Not. R. Astron. Soc.*, **327**, 715  
Balsara, D. S., R. M. Crutcher, and A. Pouquet, 2001, *Astrophys. J.*, **557**, 451  
Barbá, R. H., M. Rubio, M. R. Roth, and J. García, 2003, *Astron. J.*, **125**, 1940  
Barrado y Navascués, D., J. R. Stauffer, J. Bouvier, and E. L. Martín, 2001, *Astrophys. J.*, **546**, 1006  
Bastien, P., J. Arcoragi, W. Benz, I. A. Bonnell, and H. Martel, 1991, *Astrophys. J.*, **378**, 255  
Basu, S., 1997, *Astrophys. J.*, **485**, 240  
Basu, S. and T. C. Mouschovias, 1994, *Astrophys. J.*, **432**, 720  
Basu, S. and T. C. Mouschovias, 1995a, *Astrophys. J.*, **452**, 386  
Basu, S. and T. C. Mouschovias, 1995b, *Astrophys. J.*, **453**, 271  
Bate, M. R., 2000, *Mon. Not. R. Astron. Soc.*, **314**, 33

- Bate, M. R., and A. Burkert, 1997, *Mon. Not. R. Astron. Soc.*, **288**, 1060
- Bate, M. R., C. J. Clarke, and M. J. McCaughrean, 1998, *Mon. Not. R. Astron. Soc.*, **297**, 1163
- Bate, M. R., I. A. Bonnell, and V. Bromm, 2002a, *Mon. Not. R. Astron. Soc.*, **332**, L65
- Bate, M. R., I. A. Bonnell, and V. Bromm, 2002b, *Mon. Not. R. Astron. Soc.*, **336**, 705
- Bate, M. R., I. A. Bonnell, and N. M. Price, 1995, *Mon. Not. R. Astron. Soc.*, **277**, 362
- Baureis, P., R. Ebert, and F. Schmitz, 1989, *Astron. Astrophys.*, **225**, 405
- Beck, R., 2001, *Space Sci. Rev.*, **99**, 243
- Beckwith, S. V. W., 1999, in *NATO ASIC Proc. 540: The Origin of Stars and Planetary Systems*, edited by C. J. Lada and N. D. Kylafis (Kluwer Academic Publishers), p. 579
- Beichman, C. A., P. C. Myers, J. P. Emerson, S. Harris, R. Mathieu, P. J. Benson, and R. E. Jennings, 1986, *Astrophys. J.*, **307**, 337
- Bensch F., J. Stutzki, and V. Ossenkopf, 2001, *Astron. Astrophys.* **336**, 636
- Benson, P. J., and P. C. Myers, 1989, *Astrophys. J. Suppl. Ser.*, **71**, 89
- Benzi, W., 1990, in *The Numerical Modelling of Nonlinear Stellar Pulsations*, edited by J. R. Buchler (Kluwer, Dordrecht), 269
- Bergin, E. A., and W. D. Langer, 1997, *Astrophys. J.*, **486**, 316
- Bergin, E. A., P. F. Goldsmith, R. L. Snell, and W. D. Langer, 1997a, *Astrophys. J.*, **428**, 285
- Bergin, E. A., H. Ungerechts, P. F. Goldsmith, R. L. Snell, W. M. Irvine, and F. P. Schloerb, 1997b, *Astrophys. J.*, **482**, 267
- Bertoldi, F., and C. F. McKee, 1996, in *Amazing Light: A Volume Dedicated to C. H. Townes on his 80th Birthday*, edited by R. Chiao (Springer, New York), p. 41
- Bertout, C., 1989, *Ann. Rev. Astron. Astrophys.*, **27**, 351
- Bertschinger, E., 1998, *Ann. Rev. Astron. Astrophys.*, **36**, 599
- Binney, J., and S. Tremaine, 1987, *Galactic Dynamics* (Princeton University Press, Princeton)
- Biskamp, D., and W.-C. Müller, 2000, *Phys. Plasmas*, **7**, 4889
- Blaauw, A., 1964, *Ann. Rev. Astron. Astrophys.*, **2**, 213
- Black, D. C., and P. Bodenheimer, 1976, *Astrophys. J.*, **206**, 138
- Blitz, L., 1993, in *Protostars and Planets III*, edited by E. H. Levy and J. I. Lunine (University of Arizona Press, Tucson), p. 125
- Blitz, L., and F. H. Shu, 1980, *Astrophys. J.*, **238**, 148
- Bodenheimer, P., 1995, *Ann. Rev. Astron. Astrophys.*, **33**, 199
- Bodenheimer, P., and A. Sweigart, 1969, *Astrophys. J.*, **152**, 515
- Bodenheimer, P., and W. Tscharnuter, 1979, *Astron. Astrophys.*, **74**, 288
- Bodenheimer, P., A. Burkert, R. I. Klein, and A. P. Boss, 2000, in *Protostars and Planets IV*, edited by V. Mannings, A. P. Boss, and S. S. Russell (University of Arizona Press, Tucson), p. 327
- Boldyrev, S., 2002, *Astrophys. J.*, **569**, 841
- Boldyrev, S., Å. Nordlund, and P. Padoan, 2002a, *Astrophys. J.*, **573**, 678
- Boldyrev, S., Å. Nordlund, and P. Padoan, 2002b, *Phys. Rev. Lett.*, submitted (astro-ph/0203452)
- Bonazzola, S., E. Falgarone, J. Heyvaerts, M. Perault, and J. L. Puget, 1987, *Astron. Astrophys.*, **172**, 293
- Bonazzola, S., M. Perault, J. L. Puget, J. Heyvaerts, E. Falgarone, J. F. Panis, 1992, *J. Fluid Mech.*, **245**, 1
- Bonnell, I. A., and M. R. Bate, 2002, *Mon. Not. R. Astron. Soc.*, in press
- Bonnell, I. A., and M. B. Davies, 1998, *Mon. Not. R. Astron. Soc.*, **295**, 691.
- Bonnell, I. A., M. R. Bate, and H. Zinnecker, 1998, *Mon. Not. R. Astron. Soc.*, **298**, 93
- Bonnell, I. A., M. R. Bate, C. J. Clarke, and J. E. Pringle, 1997, *Mon. Not. R. Astron. Soc.*, **285**, 201
- Bonnell, I. A., M. R. Bate, C. J. Clarke, and J. E. Pringle, 2001a, *Mon. Not. R. Astron. Soc.*, **323**, 785
- Bonnell, I. A., C. J. Clarke, M. R. Bate, and J. E. Pringle, 2001b, *Mon. Not. R. Astron. Soc.*, **324**, 573
- Bonnell, I. A., K. W. Smith, M. B. Davies, and K. Horne, 2001c, *Mon. Not. R. Astron. Soc.*, **322**, 859
- Bonnor, W. B., 1956, *Mon. Not. R. Astron. Soc.*, **116**, 351
- Bontemps, S., P. André, S. Terebey, and S. Cabrit, 1996, *Astron. Astrophys.*, **311**, 858
- Bontemps, S. and 21 colleagues, 2001, *Astron. Astrophys.*, **372**, 173
- Boss, A. P., 1980a, *Astrophys. J.*, **237**, 563
- Boss, A. P., 1980b, *Astrophys. J.*, **237**, 866
- Boss, A. P., 1996, *Astrophys. J.*, **468**, 231
- Boss, A. P., 2000, *Astrophys. J. Lett.*, **545**, 61
- Boss, A. P., 2002, *Astrophys. J.*, **568**, 743
- Boss, A. P. and P. Bodenheimer, 1979, *Astrophys. J.*, **234**, 289
- Boss, A. P., and L. Hartmann, 2002, *Astrophys. J.*, **562**, 842
- Boss, A. P., and E. A. Myhill, 1995, *Astrophys. J.*, **451**, 218
- Boss, A. P., R. T. Fisher, R. I. Klein, and C. F. McKee, 2000, *Astrophys. J.*, **528**, 325
- Bourke, T. L., P. C. Myers, G. Robinson, and A. R. Hyland, 2001, *Astrophys. J.*, **554**, 916
- Bowyer, S., R. Lieu, S. D. Sidher, M. Lampton, and J. Knude, 1995, *Nature*, **375**, 212
- Brandl, B., W. Brandner, F. Eisenhauer, A. F. J. Moffat, F. Palla, and H. Zinnecker, 1999, *Astron. Astrophys.*, **352**, L69

- Bronfman, L., S. Casassus, J. May, and L.-Å. Nyman, 2000, *Astron. Astrophys.*, **358**, 521
- Burkert, A., M. R. Bate, and P. Bodenheimer, 1997, *Mon. Not. R. Astron. Soc.*, **289**, 497
- Burkert, A., and P. Bodenheimer, 1993, *Mon. Not. R. Astron. Soc.*, **264**, 798
- Burkert, A., and P. Bodenheimer, 1996, *Mon. Not. R. Astron. Soc.*, **280**, 1190
- Burkert, A. and D. N. C. Lin, 2000, *Astrophys. J.*, **537**, 270
- Burkert, A., M. R. Bate, and P. Bodenheimer, 1997, *Mon. Not. R. Astron. Soc.*, **289**, 497
- Burrows, A., W. B. Hubbard, J. I. Lunine, and J. Liebert, 2001, *Rev. Mod. Phys.*, **73**, 719
- Burrows, A., W. B. Hubbard, D. Saumon, and J. I. Lunine, 1993, *Astrophys. J.*, **406**, 158
- Cen, R., J. Miralda-Escude, J. P. Ostriker, and M. Rauch, 1994, *Astrophys. J.*, **437**, L9
- Cabrit, S., and C. Bertout, 1992, *Astron. Astrophys.*, **261**, 274
- Cambr  sy, L., C. A. Beichman, T. H. Jarrett, and R. M. Cutri, 2002, *Astron. J.*, **123**, 2559
- Cappellaro, E., R. Evans, and M. Turatto, 1999, *Astron. Astrophys.*, **351**, 459
- Carlberg, R. G., and R. E. Pudritz, 1990, *Astrophys. J.*, **247**, 353
- Carpenter, J. M., M. R. Meyer, C. Dougados, S. E. Strom, and L. A. Hillenbrand, 1997, *Astron. J.*, **114**, 198
- Carr, J. S., 1987, *Astrophys. J.*, **323**, 170
- Caselli, P. and P. C. Myers, 1995, *Astrophys. J.*, **446**, 665
- Cernicharo, J., 1991, in *The Physics of StarFormation and Early Stellar Evolution*, edited by C. J. Lada and N. Kylafis (Kluwer Academic Publishers, Dordrecht), p. 287
- Chabrier, G., 2001, *Astrophys. J.*, **554**, 1274
- Chabrier, G., 2002, *Astrophys. J.*, **567**, 304
- Chandrasekhar, S., 1949, *Astrophys. J.*, **110**, 329
- Chandrasekhar, S., 1954, *Astrophys. J.*, **119**, 7
- Chandrasekhar, S., and E. Fermi, 1953a, *Astrophys. J.*, **118**, 113
- Chandrasekhar, S., 1951a, *Proc. R. Soc. London A*, **210**, 18
- Chandrasekhar, S., 1951b, *Proc. R. Soc. London A*, **210**, 26
- Chandrasekhar, S., 1953, *Astrophys. J.*, **118**, 116
- Chandrasekhar, S., and E. Fermi, 1953b, *Astrophys. J.*, **118**, 116
- Chapman, S., H. Pongracic, M. Disney, A. Nelson, J. Turner, and A. Whitworth, 1992, *Nature*, **359**, 207
- Chen, H., P. C. Myers, E. F. Ladd, and D. O. S. Wood, 1995, *Astrophys. J.*, **445**, 377
- Cho, J., & A. Lazarian, 2002, in *Acoustic emission and scattering by turbulent flows*, edited by M. Rast (Springer, Heidelberg), in press (astro-ph/0301462)
- Cho, J., A. Lazarian, & E. T. Vishniac, 2002, in *Turbulence and Magnetic Fields in Astrophysics*, edited by E. Falgarone & T. Passot (Springer, Heidelberg), 56
- Chu, Y.-H., N. B. Suntzeff, J. E. Hesser, and D. A. Bohlender, 1999, *New Views of the Magellanic Clouds* (Proceedings of IAU Symposium 190, ASP Conference Series, Vol. 190)
- Ciolek, G. E., and S. Basu, 2000, *Astrophys. J.*, **529**, 925
- Ciolek, G. E., and S. Basu, 2001, *Astrophys. J.*, **547**, 272
- Ciolek, G. E. and T. C. Mouschovias, 1993, *Astrophys. J.*, **418**, 774
- Ciolek, G. E. and T. C. Mouschovias, 1994, *Astrophys. J.*, **425**, 142
- Ciolek, G. E. and T. C. Mouschovias, 1995, *Astrophys. J.*, **454**, 194
- Ciolek, G. E. and T. C. Mouschovias, 1996, *Astrophys. J.*, **468**, 749
- Ciolek, G. E. and T. C. Mouschovias, 1998, *Astrophys. J.*, **504**, 280
- Clarke, C. J., and J. E. Pringle, 1991, *Mon. Not. R. Astron. Soc.*, **249**, 584
- Clarke, C. J., I. A. Bonnell, and L. A. Hillenbrand, 2000, in *Protostars and Planets IV*, edited by V. Mannings, A. P. Boss, and S. S. Russell (University of Arizona Press, Tucson), p. 151
- Clarke, D., 1994, NCSA Technical Report
- Clemens, D. P., 1985, *Astrophys. J.*, **295**, 422
- Combes, F., 2001, in *The Central Kiloparsec of Starbursts and AGN*, edited by J. H. Knapen, J. E. Beckman, I. Shlosman, and T. J. Mahoney (ASP Conference Series 249), p. 475.
- Cook, T. L., and F. H. Harlow, 1978, *Astrophys. J.*, **225**, 1005
- Crutcher, R. M., 1999, *Astrophys. J.*, **520**, 706
- Crutcher, R. M. and T. H. Troland, 2000, *Astrophys. J.*, **537**, L139
- Crutcher, R. M. T. H. Troland, A. A. Goodman, C. Heiles, I. Kazes, and P. C. Myers, 1993, *Astrophys. J.*, **407**, 175
- Curry, C. L., 2002, *Astrophys. J.*, **576**, 849
- Curry, C. L., and C. F. McKee, 2000, *Astrophys. J.*, **528**, 734
- Dalgarno, A. and R. A. McCray, 1972, *Ann. Rev. Astron. Astrophys.*, **10**, 375
- Dame, T. M., B. G. Elmegreen, R. S. Cohen, and P. Thaddeus, 1986, *Astrophys. J.*, **305**, 892
- D'Antona, F., and I. Mazzitelli, 1994, *Astrophys. J. Suppl. Ser.*, **90**, 467
- Davies, R. D. and W. L. H. Shuter, 1963, *Mon. Not. R. Astron. Soc.*, **126**, 369
- de Blok, W. J. G., and S. S. McGaugh, 1996, *Astrophys. J. Lett.*, **469**, L89

- Dehnen, W., and J. J. Binney, 1998, *Mon. Not. R. Astron. Soc.*, **294**, 429
- Deiss, B. M., A. Just, and W. H. Kegel, 1990, *Astron. Astrophys.*, **240**, 123
- Desch, S. J. and T. C. Mouschovias, 2001, *Astrophys. J.*, **550**, 314
- de Vega, H. J., and N. Sánchez, 2000, *Phys. Lett. B*, **490**, 180
- de Vega, H. J., and N. Sánchez, 2002a, *Nucl. Phys. B*, **625**, 409
- de Vega, H. J., and N. Sánchez, 2002b, *Nucl. Phys. B*, **625**, 460
- de Vega, H. J., N. Sánchez, and F. Combes, 1996a, *Nature*, **383**, 56
- de Vega, H. J., N. Sánchez, and F. Combes, 1996b, *Phys. Rev. D*, **54**, 6008
- Dewar, R. L., 1970, *Phys. Fluids*, **13**, 2710
- Diaz-Miller, R. I., J. Franco, and S. N. Shore, 1998, *Astrophys. J.*, **501**, 192.
- Dickey, J. M., M. M. Hanson, and G. Helou, 1990, *Astrophys. J.*, **352**, 522
- Dickey, J. M., and F. J. Lockman, 1990, *Ann. Rev. Astron. Astrophys.*, **28**, 215
- Dickey, J. M., E. E. Salpeter, and Y. Terzian, 1978, *Astrophys. J. Suppl. Ser.*, **36**, 77
- Dickman, R. L., R. L. Snell, and F. P. Schloerb, 1986, *Astrophys. J.*, **309**, 326
- Draine, B. T., 1980, *Astrophys. J.*, **241**, 1021
- Duquennoy, A., and M. Mayor, 1991, *Astron. Astrophys.*, **248**, 485
- Durisen, R. H., M. F. Sterzik, and B. K. Pickett, 2001, *Astron. Astrophys.*, **371**, 952
- Ebert, R., 1955, *Z. Astrophys.*, **36**, 222
- Ebert, R., 1957, *Z. Astrophys.*, **42**, 263
- Ebert, R., S. von Hoerner, and St. Temesváry, 1960, in *Die Entstehung von Sternen durch Kondensation diffuser Materie*, authored by G. R. Burbidge, F. D. Kahn, R. Ebert, S. von Hoerner, and St. Temesváry (Springer Verlag, Berlin), 184
- Efremov, Y. N., and B. G. Elmegreen, 1998a, *Mon. Not. R. Astron. Soc.*, **299**, 588
- Efremov, Y. N., and B. G. Elmegreen, 1998b, *Mon. Not. R. Astron. Soc.*, **299**, 643
- Elmegreen, B. G., 1979, *Astrophys. J.*, **232**, 729
- Elmegreen, B. G., 1985, *Astrophys. J.*, **299**, 196
- Elmegreen, B. G., 1990, *Astrophys. J.*, **361**, L77
- Elmegreen, B. G., 1993, *Astrophys. J.*, **419**, L29
- Elmegreen, B. G., 1995, *Mon. Not. R. Astron. Soc.*, **275**, 944
- Elmegreen, B. G., 1997a, *Astrophys. J.*, **480**, 674.
- Elmegreen, B. G., 1997b, *Astrophys. J.*, **486**, 944
- Elmegreen, B. G., 1999a, *Astrophys. J.*, **515**, 323
- Elmegreen, B. G., 1999b, *Astrophys. J.*, **527**, 266
- Elmegreen, B. G., 2000a, *Mon. Not. R. Astron. Soc.*, **311**, L5
- Elmegreen, B. G., 2000b, *Astrophys. J.*, **530**, 277
- Elmegreen, B. G., 2000c, *Astrophys. J.*, **539**, 342
- Elmegreen, B. G., 2002a, *Astrophys. J.*, **564**, 773
- Elmegreen, B. G., 2002b, *Astrophys. J.*, **577**, in press (astro-ph/02027114)
- Elmegreen, B. G., and F. Combes, 1992, *Astron. Astrophys.*, **259**, 232
- Elmegreen, B. G., and Y. Efremov, 1997, *Astrophys. J.*, **480**, 235
- Elmegreen, B. G., Y. Efremov, R. E. Pudritz, and H. Zinnecker, 2000, in *Protostars and Planets IV*, edited by V. Mannings, A. P. Boss, and S. S. Russell (University of Arizona Press, Tucson), p. 179
- Elmegreen, B. G., and E. Falgarone, 1996, *Astrophys. J.*, **471**, 816
- Elmegreen, B. G., C. J. Lada, and D. F. Dickinson, 1979 *Astrophys. J.*, **230**, 415
- Elmegreen, B. G., and R. D. Mathieu, 1983, *Mon. Not. R. Astron. Soc.*, **203**, 305
- Elmegreen, B. G., and A. Parravano, 1994, *Astrophys. J.*, **435**, L121
- Fall, S. M., & Q. Zhang, 2001, *Astrophys. J.*, **561**, 751
- Falgarone, E., J. L. Puget, and M. Perault, 1992, *Astron. Astrophys.*, **257**, 715
- Falgarone, E., and T. G. Phillips, 1996, *Astrophys. J.*, **472**, 191
- Feigelson, E. D., 1996, *Astrophys. J.*, **468**, 306
- Fellhauser, M., & P. Kroupa, 2002, *Mon. Not. R. Astron. Soc.*, **330**, 642
- Ferrière, K., 1992, *Astrophys. J.*, **389**, 286
- Ferrière, K., 2001, *Rev. Mod. Phys.*, **73**, 1031
- Fiedler, R. A. and T. C. Mouschovias, 1992, *Astrophys. J.*, **391**, 199
- Fiedler, R. A. and T. C. Mouschovias, 1993, *Astrophys. J.*, **415**, 680
- Fiege, J. D., and R. E. Pudritz, 1999, in *New Perspectives on the Interstellar Medium*, edited by A. R. Taylor, T. L. Landecker, and G. Joncas (ASP Conference Series 168), p. 248
- Fiege, J. D., and R. E. Pudritz, 2000a, *Mon. Not. R. Astron. Soc.*, **311**, 85
- Fiege, J. D., and R. E. Pudritz, 2000b, *Mon. Not. R. Astron. Soc.*, **311**, 105
- Field, G. B., 1965, *Astrophys. J.*, **142**, 531
- Field, G. B., 1978, in *Protostars and Planets*, edited by T. Gehrels (University of Arizona Press, Tucson), p. 243

- Field, G. B., D. W. Goldsmith, and H. J. Habing, 1969, *Astrophys. J.*, **155**, L49
- Fischer, D. A., and G. W. Marcy, 1992, *Astrophys. J.*, **396**, 178
- Fleck, R. C., 1981, *Astrophys. J.*, **246**, L151
- Fleck, R. C., 1982, *Mon. Not. R. Astron. Soc.*, **201**, 551
- Forbes, D., 1996, *Astron. J.*, **112**, 1073
- Foster, P. N., and R. A. Chevalier, 1993, *Astrophys. J.*, **416**, 303
- Franco, J., S. N. Shore, and G. Tenorio-Tagle, 1994, *Astrophys. J.*, **436**, 795
- Fricke, K. J., C. Moellenhoff, and W. Tscharnuter, 1976, *Astron. Astrophys.*, **47**, 407
- Fukui, Y. *et al.*, 1999, *Pub. Astron. Soc. Japan*, **51**, 745
- Fuller, G. A., and P. C. Myers, 1992, *Astrophys. J.*, **384**, 523
- Galli, D., F. H. Shu, G. Laughlin, and S. Lizano, 2001, *Astrophys. J.*, **551**, 367
- Galli, D., S. Lizano, Z. Y. Li, F. C. Adams, and F. H. Shu, 1999, *Astrophys. J.*, **521**, 630
- Galli, D. and F. H. Shu, 1993a, *Astrophys. J.*, **417**, 220
- Galli, D. and F. H. Shu, 1993b, *Astrophys. J.*, **417**, 243
- Gammie, C. F., and E. C. Ostriker, 1996, *Astrophys. J.*, **466**, 814
- Gazol, A., E. Vázquez-Semadeni, F. J. Sánchez-Salcedo, and J. Scalo, 2001, *Astrophys. J.*, **557**, L121
- Genzel, R., 1991, in *The Physics of StarFormation and Early Stellar Evolution*, edited by C. J. Lada and N. D. Kylafis (Kluwer Academic Publishers, Dordrecht), p. 155
- Gerola, H., and P. E. Seiden, 1978, *Astrophys. J.*, **223**, 129
- Gilden, D. L., 1984a, *Astrophys. J.*, **279**, 335
- Gilden, D. L., 1984b, *Astrophys. J.*, **283**, 679
- Gill, A. G., and R. N. Henriksen, 1990, *Astrophys. J.*, **365**, L27
- Giovanardi, C., L. F. Rodríguez, S. Lizano, and J. Cantó, 2000, *Astrophys. J.*, **538**, 728
- Gladwin, P. P., S. Kitsionas, H. M. J. Boffin, and A. P. Whitworth, 1999, *Mon. Not. R. Astron. Soc.*, **302**, 305
- Goldreich, P. and S. Sridhar, 1995, *Astrophys. J.*, **438**, 763
- Goldreich, P. and S. Sridhar, 1997, *Astrophys. J.*, **485**, 680
- Goldsmith, D. W., 1970, *Astrophys. J.*, **161**, 41
- Goldsmith, P., 2001, *Astrophys. J.*, **557**, 736
- Goldsmith, P. F., and W. D. Langer, 1978, *Astrophys. J.*, **222**, 881
- Gómez, G. C., and D. P. Cox, 2002, *Astrophys. J.*, **580**, 235
- Gómez, M., B. F. Jones, L. Hartmann, S. J. Kenyon, J. R. Stauffer, R. Hewett, and I. N. Reid, 1992, *Astron. J.*, **104**, 762
- Goodman, A. A., T. J. Jones, E. A. Lada, and P. C. Myers, 1995, *Astrophys. J.*, **448**, 748
- Graziani, F., and D. C. Black, 1981, *Astrophys. J.*, **251**, 337
- Greene, T. P., and M. R. Meyer, 1995, *Astrophys. J.*, **450**, 233
- Gueth, F., S. Guilloteau, A. Dutrey, R. Bachiller, 1997, *Astron. Astrophys.*, **323**, 943
- Hall, S. M., C. J. Clarke, and J. E. Pringle, 1996, *Mon. Not. R. Astron. Soc.*, **278**, 303
- Hambly, N. C., S. T. Hodgkin, M. R. Cossburn, and R. F. Jameson, 1999, *Mon. Not. R. Astron. Soc.*, **303**, 835
- Hanawa, T., and K. Nakayama, 1997, *Astrophys. J.*, **484**, 238
- Hartigan, P., S. Edwards, and L. Ghandour, 1995, *Astrophys. J.*, **452**, 736
- Hartmann, L., 1998, *Accretion processes in star formation* (Cambridge University Press)
- Hartmann, L., 2001, *Astron. J.*, **121**, 1030
- Hartmann, L., 2002, *Astrophys. J.*, submitted (astro-ph/0207216)
- Hartmann, L., J. Ballesteros-Paredes, and E. A. Bergin, 2001, *Astrophys. J.*, **562**, 852
- Hawley, J. F., and J. M. Stone, 1995, *Computer Phys. Comm.*, **89**, 127
- Hawley, J. F., C. F. Gammie, and S. A. Balbus, 1996, *ApJ*, **464**, 690
- Hayashi, C., 1966, *Ann. Rev. Astron. Astrophys.*, **4**, 171
- Heckman, T. M., L. Armus, and G. K. Miley, 1990, *Astrophys. J. Suppl. Ser.*, **74**, 833
- Heiles, C., 1990, *Astrophys. J.*, **354**, 483
- Heiles, C., 2001, *Astrophys. J.*, **551**, L105
- Heiles, C., A. A. Goodman, C. F. McKee, and E. G. Zweibel, 1993, in *Protostars and Planets III*, edited by E. H. Levy and J. I. Lunine (University of Arizona Press, Tucson), p. 279
- Heisenberg, W., 1948a, *Z. Phys.*, **124**, 628
- Heisenberg, W., 1948b, *Proc. R. Soc. London A*, **195**, 402
- Heithausen, A., F. Bensch, J. Stutzki, E. Falgarone, and J. F. Panis, 1998, *Astron. Astrophys.*, **331**, L68
- Heitsch, F., M. Mac Low, and R. S. Klessen, 2001a, *Astrophys. J.*, **547**, 280
- Heitsch, F., E. G. Zweibel, M.-M. Mac Low, P. Li, and M. L. Norman, 2001b, *Astrophys. J.*, **561**, 800
- Henriksen, R. N., 1989, *Mon. Not. R. Astron. Soc.*, **240**, 917
- Henriksen, R. N., P. André, and S. Bontemps, 1997, *Astron. Astrophys.*, **323**, 549
- Hennebelle, P. and M. Pérault, 1999, *Astron. Astrophys.*, **351**, 309
- Hennebelle, P. and M. Pérault, 2000, *Astron. Astrophys.*, **359**, 1124

- Henning, T., 1989, *Astron. Nach.*, **310**, 363
- Henning, T., and R. Launhardt, 1998, *Astron. Astrophys.*, **338**, 223
- Henriksen, R., P. André, and S. Bontemps, 1997, *Astron. Astrophys.*, **323**, 549
- Heyer, M. H., and F. P. Schloerb, 1997, *Astrophys. J.*, **475**, 173
- Hillenbrand, L. A., 1997, *Astron. J.*, **113**, 1733
- Hillenbrand, L. A., and J. M. Carpenter, 2000, *Astrophys. J.*, **540**, 236
- Hillenbrand, L. A., and L. W. Hartmann, 1998, *Astrophys. J.*, **492**, 540
- Hiltner, W. A., 1949, *Astrophys. J.*, **109**, 471
- Hiltner, W. A., 1951, *Astrophys. J.*, **114**, 241
- Hodapp, K. and J. Deane, 1993, *Astrophys. J. Suppl. Ser.*, **88**, 119
- Hogerheijde, M. R., E. F. van Dishoeck, G. A. Blake, and H. J. van Langevelde, 1998, *Astrophys. J.*, **502**, 315
- Hollenbach, D. J., M. W. Werner, and E. E. Salpeter, 1971, *Astrophys. J.*, **163**, 165
- Hoyle, F., 1953, *Astrophys. J.*, **118**, 513
- Hubbard, W. B., A. Burrows, and J. I. Lunine, 2002, *Ann. Rev. Astron. Astrophys.*, **40**, 103
- Hunter, C., 1977, *Astrophys. J.*, **218**, 834
- Hunter, C., 1986, *Mon. Not. R. Astron. Soc.*, **223**, 391
- Hunter, D. A., 1997, *Pub. Astron. Soc. Pacific*, **109**, 937
- Hunter, D. A., B. G. Elmegreen, and A. L. Baker, 1998, *Astrophys. J.*, **493**, 595
- Hunter, D. A., E. J. Shaya, P. Scowen, J. J. Hester, E. J. Groth, R. Lynds, and E. J. O'Neil, 1995, *Astrophys. J.*, **444**, 758
- Hunter, J. H., and R. C. Fleck, 1982, *Astrophys. J.*, **256**, 505
- Ida, S., J. Larwood, and A. Burkert, 2000, *Astrophys. J.*, **528**, 351
- Ikeuchi, S., 1986, *Astrophys. Space Science*, **118**, 509
- Inutsuka, S., and S. M. Miyama, 1992, *Astrophys. J.*, **388**, 392
- Inutsuka, S., and S. M. Miyama, 1997, *Astrophys. J.*, **480**, 681
- Indebetouw, R., and E. G. Zweibel, 2000, *Astrophys. J.*, **532**, 361
- Iroshnikov, P. S., 1963, *Astron. Zh.*, **40**, 742
- Irvine, W. M., P. F. Goldsmith, and A. Hjalmarson, 1986, in *Interstellar Processes*, edited by D. J. Hollenbach and H. A. Thronson, Jr. (Reidel, Dordrecht), 561
- Jayawardhana, R., L. Hartmann, and N. Calvet, 2001, *Astrophys. J.*, **548**, 310
- Jeans, J. H., 1902, *Phil. Trans. A.*, **199**, 1
- Jenkins, E. B., and E. J. Shaya, 1979, *Astrophys. J.*, **231**, 55
- Johnstone, D. and J. Bally, 1999, *Astrophys. J.*, **510**, L49
- Johnstone, D., C. D. Wilson, G. Moriarty-Schieven, G. Joncas, G. Smith, E. Gregersen, and M. Fich, 2000, *Astrophys. J.*, **545**, 327
- Johnstone, D., M. Fich, G. F. Mitchell, and G. Moriarty-Schieven, 2001, *Astrophys. J.*, **559**, 307
- Jones, C. E., S. Basu, and J. Dubinski, 2001, *Astrophys. J.*, **551**, 387
- A. Kawamura, A., T. Onishi, Y. Yonekura, K. Dobashi, A. Mizuno, H. Ogawa, Y. Fukui, 1998, *Astrophys. J. Suppl. Ser.*, **117**, 387
- Kegel, W. H., 1989, *Astron. Astrophys.*, **225**, 517
- Kennicutt, R. C., Jr., 1998a, *Ann. Rev. Astron. Astrophys.*, **36**, 189
- Kennicutt, R. C., Jr., 1998b, *Astrophys. J.*, **498**, 541
- Keto, E. R., J. C. Lattanzio, and J. J. Monaghan, 1991, *Astrophys. J.*, **383**, 639
- Kim, W.-T., and E. C. Ostriker, 2001, *Astrophys. J.*, **559**, 70
- Kim, W.-T., and E. C. Ostriker, 2002, *Astrophys. J.*, **570**, 132
- Kimura, T., and M. Tosa, 1996, *Astron. Astrophys.*, **308**, 979
- Kippenhahn, R., and A. Weigert, 1990, *Stellar Structure and Evolution* (Springer Verlag, Berlin, Heidelberg)
- Kitamura, Y., K. Sunada, M. Hayashi, T. Hasegawa, 1993, *Astrophys. J.*, **413**, 221
- Klapp, J., L. D. G. Sigalotti, and F. de Felice, 1993, *Astron. Astrophys.*, **273**, 175
- Klein, R. I., 1999, *J. Comput. Appl. Math.*, **109**, 123
- Klein, R. I., C. F. McKee, and P. Colella, 1994, *Astrophys. J.*, **420**, 213
- Kleiner, S. C., and R. L. Dickman, 1987, *Astrophys. J.*, 312, 837
- Klessen, R. S., 2000, *Astrophys. J.*, **535**, 869
- Klessen, R. S., 2001a, *Astrophys. J.*, **550**, L77
- Klessen, R. S., 2001b, *Astrophys. J.*, **556**, 837
- Klessen, R. S., and A. Burkert, 2000, *Astrophys. J. Suppl. Ser.*, **128**, 287
- Klessen, R. S., and A. Burkert, 2001, *Astrophys. J.*, **549**, 386
- Klessen, R. S., and P. Kroupa, 2001, *Astron. Astrophys.*, **372**, 105
- Klessen, R. S., and D. N. C. Lin, 2003, *Phys. Rev. E*, **67**, 046311
- Klessen, R. S., A. Burkert, and M. R. Bate, 1998, *Astrophys. J.*, **501**, L205
- Klessen, R. S., F. Heitsch, and M.-M. Mac Low, 2000, *Astrophys. J.*, **535**, 887

- Köhler, R., & C. Leinert, 1998, *Astron. Astrophys.*, **331**, 977
- Kolmogorov, A. N., 1941a, *Dokl. Akad. Nauk SSSR*, **30**, 301 — translated and reprinted 1991 in *Proc. R. Soc. London A*, **343**, 9
- Kolmogorov, A. N., 1941b, *Dokl. Akad. Nauk SSSR*, **31**, 538
- Königl, A., and R. E. Pudritz, in *Protostars and Planets IV*, edited by V. Manning, A. P. Boss, and S. S. Russell (U. of Arizona Press, Tucson), 759
- Korchagin, V. I., A. K. Kembhavi, Y. D. Mayya, and T. P. Prabhu, 1995, *Astrophys. J.*, **446**, 574
- Korpi, M. J., A. Brandenburg, A. Shukorov, I. Tuominen, and Å. Nordlund, 1999, *Astrophys. J. Lett.*, **514**, L99
- Koyama, H., and S. Inutsuka, 2000, *Astrophys. J.*, **532**, 980
- Koyama, H., and S. Inutsuka, 2002, *Astrophys. J. Lett.*, **564**, L97
- Kraichnan, R. H., 1965, *Phys. Fluids*, **8**, 1385
- Kramer, C., J. Stutzki, R. Rohrig, U. Corneliussen, 1998, *Astron. Astrophys.*, **329**, 249
- Krebs, J., and W. Hillebrandt, 1983, *Astron. Astrophys.*, **128**, 411
- Kritsuk, A. G., and M. L. Norman, 2002a, *Astrophys. J.*, **569**, L127
- Kritsuk, A. G., and M. L. Norman, 2002b, *Astrophys. J.*, **580**, L51
- Kroupa, P., 1995a, *Mon. Not. R. Astron. Soc.*, **277**, 1491
- Kroupa, P., 1995b, *Mon. Not. R. Astron. Soc.*, **277**, 1507
- Kroupa, P., 1995c, *Mon. Not. R. Astron. Soc.*, **277**, 1522
- Kroupa, P., 2001, *Mon. Not. R. Astron. Soc.*, **322**, 231
- Kroupa, P., 2002, *Science* **295**, 82
- Kroupa, P., and A. Burkert, 2001, *Astrophys. J.*, **555**, 945
- Kroupa, P., C. A. Tout, G. Gilmore, 1990, *Mon. Not. R. Astron. Soc.*, **244**, 76
- Kroupa, P., C. A. Tout, G. Gilmore, 1993, *Mon. Not. R. Astron. Soc.*, **262**, 545
- Kulsrud, R. M., and W. P. Pearce, 1969, *Astrophys. J.*, **156**, 445
- Kutner, M. L., K. D. Tucker, G. Chin, and P. Thaddeus, 1977, *Astrophys. J.*, **215**, 521
- Leisawitz, D., F. N. Bash, and P. Thaddeus, 1989, *Astrophys. J. Suppl. Ser.*, **70**, 731
- Léorat, J., T. Passot, and A. Pouquet, 1990, *Mon. Not. R. Astron. Soc.*, **243**, 293
- LaRosa, T. N., S. N. Shore, and L. Magnani, 1999, *Astrophys. J.*, **512**, 761
- Lada, C. J., J. Alves, and E. A. Lada, 1996, *Astron. J.*, **111**, 1964
- Lada, C. J., E. A. Lada, D. P. Clemens, and J. Bally, 1994, *Astrophys. J.*, **429**, 694
- Lada, E. A., 1992, *Astrophys. J.*, **393**, L25
- Lada, E. A., J. Bally, and A. A. Stark, 1991, *Astrophys. J.*, **368**, 432
- Langer, W., R. Wilson, and C. Anderson, 1993, *Astrophys. J.*, **408**, L25
- Langer, W. D., T. Velusamy, T. B. H. Kuiper, W. Levin, E. Olsen, V. Migenes, 1995, *Astrophys. J.*, **453**, 293
- Langer, W. D., E. F. van Dishoeck, E. A. Bergin, G. A. Blake, A. G. G. M. Tielens, T. Velusamy, and D. C. B. Whittet, 2000, in *Protostars and Planets IV*, edited by V. Mannings, A. P. Boss, and S. S. Russell (University of Arizona Press, Tucson), p. 29
- Lanzetta, K. M., A. Yahil, and A. Fernández-Soto, 1996, *Nature*, **381**, 759
- Lanzetta, K. M., N. Yahata, S. Pascarelle, H. Chen, and A. Fernández-Soto, 2002, *Astrophys. J.*, **570**, 492
- Larson, R. B., 1969, *Mon. Not. R. Astron. Soc.*, **145**, 271
- Larson, R. B., 1972, *Mon. Not. R. Astron. Soc.*, **156**, 437
- Larson, R. B., 1973, *Mon. Not. R. Astron. Soc.*, **161**, 133
- Larson, R. B., 1981, *Mon. Not. R. Astron. Soc.*, **194**, 809
- Larson, R. B., 1992, *Mon. Not. R. Astron. Soc.*, **256**, 641
- Larson, R. B., 1995, *Mon. Not. R. Astron. Soc.*, **272**, 213
- Larson, R. B., 2003, *Rep. Prog. Phys.*, submitted (astro-ph/0306595)
- Laughlin, G., and P. Bodenheimer, 1993, *Astrophys. J.*, **403**, 303
- Lee, C. W., P. C. Myers, and M. Tafalla, 1999, *Astrophys. J.*, **526**, 788
- Lee, C. W., P. C. Myers, and M. Tafalla, 2001, *Astrophys. J. Suppl. Ser.*, **136**, 703
- Lee, Y., R. L. Snell, & R. L. Dickman, 1996, *Astrophys. J.*, **472**, 275
- Leinert, C., T. Henry, A. Glindemann, and D. W. McCarthy, 1997, *Astron. Astrophys.*, **325**, 159
- Leisawitz, D., F. N. Bash, and P. Thaddeus, 1989, *Astrophys. J. Suppl. Ser.*, **70**, 731
- Lejeune, C., and P. Bastien, 1986, *Astrophys. J.*, **309**, 167
- Lesieur, M., 1997, *Turbulence in Fluids*, 3rd ed. (Kluwer, Dordrecht)
- Li, P., M. L. Norman, F. Heitsch, and M.-M. Mac Low, 2000, *Bull. Amer. Astron. Soc.*, **197**, 05.02
- Li, Y., R. S. Klessen, and M.-M. Mac Low, 2003, *Astrophys. J.*, **592**, 975
- Li, Z., and F. H. Shu, 1996, *Astrophys. J.*, **472**, 211
- Li, Z., and F. H. Shu, 1997, *Astrophys. J.*, **475**, 237
- Lizano, S., C. Heiles, L. F. Rodríguez, B.-C. Koo, F. H. Shu, T. Hasegawa, S. Hayashi, I. F. Mirabel, 1988, *Astrophys. J.*, **328**, 763

- Lilly, S. J., O. Le Fevre, F. Hammer, and D. Crampton, 1996, *Astrophys. J. Lett.*, **460**, L1
- Lin, C. C., and F. H. Shu, 1964, *Astrophys. J.*, **140**, 646
- Lin, C. C., C. Yuan, and F. H. Shu, 1969, *Astrophys. J.*, **155**, 721
- Lis, D. C., J. Keene, T. G. Phillips, and J. Pety, 1998, *Astrophys. J.*, **504**, 889
- Lis, D. C., J. Pety, T. G. Phillips, and E. Falgarone, 1996, *Astrophys. J.*, **463**, 623
- Lissauer, J. J., 1993, *Ann. Rev. Astron. Astrophys.*, **31**, 129
- Lithwick, Y., and P. Goldreich, 2001, *Astrophys. J.*, **562**, 279
- Lizano, S., and F. H. Shu, 1989, *Astrophys. J.*, **342**, 834
- Lombardi, M., and G. Bertin, 2001, *Astron. Astrophys.*, submitted (astro-ph/0106336)
- Loren, R. B., 1989, *Astrophys. J.*, **338**, 902
- Lynden-Bell, D., and A. J. Kalnajs, 1972, *Mon. Not. R. Astron. Soc.*, **157**, 1
- Müller, W.-C., and D. Biskamp, 2000, *Phys. Rev. Lett.*, **84**, 475
- Mac Low, M.-M., 1999, *Astrophys. J.*, **524**, 169
- Mac Low, M.-M., 2000, in *Stars, Gas and Dust in Galaxies: Exploring the Links*, edited by D. Alloin, K. Olson, and G. Galaz, ASP Conf. Ser. No. 221 (ASP, San Francisco) 55
- Mac Low, M.-M., 2002, in *Turbulence and Magnetic Fields in Astrophysics*, edited by E. Falgarone & T. Passot (Springer, Heidelberg), 182
- Mac Low, M.-M., D. S. Balsara, M. A. de Avillez, and J. Kim, 2003, *Astrophys. J.*, in revision (astro-ph/0106509)
- Mac Low, M.-M., and A. Ferrara, 1999, *Astrophys. J.*, **513**, 142
- Mac Low, M.-M., R. S. Klessen, A. Burkert, and M. D. Smith, 1998, *Phys. Rev. Lett.*, **80**, 2754
- Mac Low, M.-M., C. F. McKee, R. I. Klein, J. M. Stone, and M. L. Norman, 1994, *Astrophys. J.*, **433**, 757
- Mac Low M.-M. and V. Ossenkopf, 2000, *Astron. Astrophys.*, **353**, 339
- Madau, P., H. C. Ferguson, M. E. Dickinson, M. Giavalisco, C. C. Steidel, and A. Fruchter, 1996, *Mon. Not. R. Astron. Soc.*, **283**, 1388
- Maddalena, R. J., and P. Thaddeus, 1985, *Astrophys. J.*, **294**, 231
- Magnani, L., L. Blitz, L., and L. Mundy, 1985, *Astrophys. J.*, **295**, 402
- Manicó, G., G. Raguní, V. Pirronello, J. E. Roser, and G. Vidali, 2001, *Astrophys. J. Lett.*, **548**, L253
- Martin, C. L., and R. C. Kennicutt, Jr., 2001, *Astrophys. J.*, **555**, 301
- Martos, M. A., and D. P. Cox, 1998, *Astrophys. J.*, **509**, 703
- Masunaga, H., S. M. Miyama, and S. Inutsuka, 1998, *Astrophys. J.*, **495**, 346
- Masunaga, H., and S. Inutsuka, 2000a, *Astrophys. J.*, **531**, 350
- Masunaga, H., and S. Inutsuka, 2000b, *Astrophys. J.*, **536**, 406
- Mathieu, R. D., A. M. Ghez, E. L. N. Jensen, and M. Simon, 2000, in *Protostars and Planets IV*, edited by V. Mannings, A. P. Boss, and S. S. Russell (University of Arizona Press, Tucson), p. 703
- Matthews, L. D., and J. S. Gallagher, III, 2002, *Astrophys. J. Suppl. Ser.*, **141**, 429
- Matzner, C. D., 2002, *Astrophys. J.*, **566**, 302
- McDonald, J. M., and C. J. Clarke, 1995, *Mon. Not. R. Astron. Soc.*, **275**, 671
- McGaugh, S. S., and W. J. G. de Blok, 1997, *Astrophys. J.*, **481**, 689
- McGaugh, S. S., V. C. Rubin, and W. J. G. de Blok, 2001, *Astrophys. J.*, **122**, 2381
- McKee, C. F., 1989, *Astrophys. J.*, **345**, 782
- McKee, C. F., 1999, in *NATO ASIC Proc. 540: The Origin of Stars and Planetary Systems*, edited by C. J. Lada and N. D. Kylafis (Kluwer, Dordrecht), p. 29
- McKee, C. F., and J. P. Ostriker, 1977, *Astrophys. J.*, **218**, 148
- McKee, C. F., and J. Tan, 2002, *Nature*, **416**, 59
- McKee, C. F., and J. P. Williams, 1997, *Astrophys. J.*, **476**, 144
- McKee, C. F., and E. G. Zweibel, 1992, *Astrophys. J.*, **399**, 551
- McKee, C. F., and E. G. Zweibel, 1995, *Astrophys. J.*, **440**, 686
- McKee, C. F., E. G. Zweibel, A. A. Goodman, and C. Heiles, 1993, in *Protostars and Planets III*, edited by E. H. Levy and J. I. Lunine (University of Arizona Press, Tucson), p. 327
- Mebold, U., A. Winnberg, P. M. W. Kalberla, and W. M. Goss, 1982, *Astron. Astrophys.*, **115**, 223
- Mestel, L., and L. Spitzer, Jr., 1956, *Mon. Not. R. Astron. Soc.*, **116**, 503
- Miesch, M.S., and J. M. Bally, 1994, *Astrophys. J.*, **429**, 645
- Miesch, M.S., and J. M. Scalo, 1995, *Astrophys. J.*, **450**, L27
- Miesch, M.S., J. M. Scalo, and J. Bally, 1999, *Astrophys. J.*, **524**, 895
- Mihos, J. C., M. Spaans, and S. S. McGaugh, 1999, *Astrophys. J.*, **515**, 89
- Miller, G. E., and J. M. Scalo, 1979, *Astrophys. J. Suppl. Ser.*, **41**, 513
- Mitchell, G. F., D. Johnstone, G. Moriarty-Schieven, M. Fich, and N. F. H. Tothill, 2001, *Astrophys. J.*, **556**, 215
- Mizuno, A., T. Onishi, Y. Yonekura, T. Nagahama, H. Ogawa, and Y. Fukui, 1995, *Astrophys. J.*, **445**, L161
- Moffat, A. F. J., M. F. Corcoran, I. R. Stevens, G. Skalkowski, S. V. Marchenko, A. Mücke, A. Ptak, B. S. Koribalski, L. Brenneman, R. Mushotzky, J. M. Pittard, A. M. T. Pollock, and W. Brandner, 2002, *Astrophys. J.*, **573**, 191



- Monaghan, J. J., 1992, *Ann. Rev. Astron. Astrophys.*, **30**, 543
- Mooney, T. J., and P. M. Solomon, 1988, *Astrophys. J.*, **334**, L51
- Morton, S. A., T. C. Mouschovias, and G. E. Ciolek, 1994, *Astrophys. J.*, **421**, 561
- Motte, F., and P. André, 2001, *Astron. Astrophys.*, **365**, 440
- Motte, F., P. André, and R. Neri, 1998, *Astron. Astrophys.*, **336**, 150
- Motte, F., P. André, D. Ward-Thompson, and S. Bontemps, 2001, *Astron. Astrophys.*, **372**, L41
- Mouschovias, T. C., 1991a, *Astrophys. J.*, **373**, 169
- Mouschovias, T. Ch., 1991b, in *The Physics of Star Formation and Early Stellar Evolution*, edited by C. J. Lada and N. D. Kylafis (Kluwer, Dordrecht), p. 61
- Mouschovias, T. Ch., 1991c, in *Physics of Star Formation and Early Stellar Evolution*, edited by C. J. Lada and N. D. Kylafis (Kluwer, Dordrecht), p. 449
- Mouschovias, T. C., and S. A. Morton, 1991, *Astrophys. J.*, **371**, 296
- Mouschovias, T. C., and S. A. Morton, 1992a, *Astrophys. J.*, **390**, 144
- Mouschovias, T. C., and S. A. Morton, 1992b, *Astrophys. J.*, **390**, 166
- Mouschovias, T. C., and E. V. Paleologou, 1979, *Astrophys. J.*, **230**, 204
- Mouschovias, T. C., and E. V. Paleologou, 1980, *Astrophys. J.*, **237**, 877
- Mouschovias, T. Ch., and L. Spitzer, Jr., 1976, *Astrophys. J.*, **210**, 326
- Murray, S. D., and C. J. Clarke, 1993, *Mon. Not. R. Astron. Soc.*, **265**, 169
- Murray, S. D., and D. N. C. Lin, 1996, *Astrophys. J.*, **467**, 728
- Myers, P. C., 1983, *Astrophys. J.*, **270**, 105
- Myers, P. C., 2000, *Astrophys. J.*, **530**, L119
- Myers, P. C., and A. A. Goodman, 1988 *Astrophys. J.*, **326**, L27
- Myers, P. C., and V. K. Khersonsky, 1995, *Astrophys. J.*, **442**, 186
- Myers, P. C., N. J. Evans, and N. Ohashi, 2000, in *Protostars and Planets IV*, edited by V. Mannings, A. P. Boss, and S. S. Russell (University of Arizona Press, Tucson), p. 217
- Myers, P. C., F. C. Adams, H. Chen, and E. Schaff, 1998, *Astrophys. J.*, **492**, 703
- Myers, P. C., G. A. Fuller, A. A. Goodman, and P. J. Benson, 1991, *Astrophys. J.*, **376**, 561
- Myers, P. C., D. Mardones, M. Tafalla, J. P. Williams, and D. J. Wilner, 1996, *Astrophys. J.*, **465**, L133
- Nakajima, Y., K. Tachihara, T. Hanawa, and M. Nakano, 1998, *Astrophys. J.*, **497**, 721
- Nakamura, F., T. Hanawa, and T. Nakano, 1995, *Astrophys. J.*, **444**, 770
- Nakano, T., 1976, *Pub. Astron. Soc. Japan*, **28**, 355
- Nakano, T., 1979, *Pub. Astron. Soc. Japan*, **31**, 697
- Nakano, T., 1982, *Pub. Astron. Soc. Japan*, **34**, 337
- Nakano, T., 1983, *Pub. Astron. Soc. Japan*, **35**, 209
- Nakano, T., 1998, *Astrophys. J.*, **494**, 587
- Nakano, T., and T. Nakamura, 1978, *Pub. Astron. Soc. Japan*, **30**, 681
- Nakano, T., T. Hasegawa, and C. Norman, 1995, *Astrophys. Space Science*, **224**, 523
- Nakazawa, K., C. Hayashi, and M. Takahara, 1976, *Prog. Theo. Phys.*, **56**, 515
- Narlikar, J. V., and T. Padmanabhan, 2001, *Ann. Rev. Astron. Astrophys.*, **39**, 211
- Neuhäuser, R., M. F. Sterzik, G. Torres, E. L. Martín, 1995, *Astron. Astrophys.*, **299**, L13
- Neukirch, T., and J. V. Feitzinger, 1988, *Mon. Not. R. Astron. Soc.*, **235**, 1343
- Ng, C. S., and A. Bhattacharjee, 1996, *Astrophys. J.*, **465**, 845
- Nomura, H., and H. Kamaya, 2001, *Astron. J.*, **121**, 1024
- Norman, C. A., and A. Ferrara, 1996, *Astrophys. J.*, **467**, 280
- Norman, C. A., and J. Silk, 1980, *Astrophys. J.*, **239**, 968
- Norman, M. L., J. R. Wilson, and R. T. Barton, 1980, *Astrophys. J.*, **239**, 968
- Nugis, T., and H. J. G. L. M. Lamers, 2000, *Astron. Astrophys.*, **360**, 227
- Ogino, S., K. Tomisaka, and F. Nakamura, 1999, *Pub. Astron. Soc. Japan*, **51**, 637
- Olling, R. P., and M. R. Merrifield, 1998, *Mon. Not. R. Astron. Soc.*, **297**, 943
- Olling, R. P., and M. R. Merrifield, 2000, *Mon. Not. R. Astron. Soc.*, **311**, 361
- Olmi, L., and L. Testi, 2002, *Astron. Astrophys.*, **392**, 1053
- Onishi, T., A. Mizuno, A. Kawamura, H. Ogawa, Y. Fukui, 1996, *Astrophys. J.*, **465**, 815
- Oort, J. H., 1954, *Bull. Astron. Inst. Netherlands*, **12**, 177
- Oort, J. H., & L. Spitzer, Jr., 1955, *Astrophys. J.*, **121**, 6
- Ossenkopf V., and M.-M. Mac Low, 2002, *Astron. Astrophys.*, **390**, 307
- Ossenkopf V., R. S. Klessen, and F. Heitsch, 2001, *Astron. Astrophys.*, **379**, 1005
- Osterbrock, D. E., 1961, *Astrophys. J.*, **134**, 270
- Ostriker, E. C., C. F. Gammie, and J. M. Stone, 1999, *Astrophys. J.*, **513**, 259
- Ostriker, E. C., J. M. Stone, and C. F. Gammie, 2001, *Astrophys. J.*, **546**, 980
- Padoan, P., 1995, *Mon. Not. R. Astron. Soc.*, **277**, 377

- Padoan, P., L. Cambr  sy, and W. Langer, 2002, *Astrophys. J.* submitted (astro-ph/0208217)
- Padoan, P., A. A. Goodman, B. T. Draine, M. Juv  la,   . Nordlund, and   . E. R  gnvaldsson, 2001a, *Astrophys. J.*, **559**, 1005
- Padoan, P., M. Juv  la, J. Bally, and   . Nordlund, 2000, *Astrophys. J.*, **529**, 259
- Padoan, P., M. Juv  la, A. A. Goodman, and   . Nordlund, 2001b, **553**, 227
- Padoan, P., and   . Nordlund, 1999, *Astrophys. J.*, **526**, 279
- Padoan, P., and   . Nordlund, 2002, *Astrophys. J.*, **576**, 870
- Padoan, P.,   . Nordlund, and B. J. T. Jones, 1997, *Mon. Not. R. Astron. Soc.*, **288**, 145
- Padoan, P.,   . Nordlund,   . E. R  gnvaldsson, and A. Goodman, 2002, *Astrophys. J.*, submitted (astro-ph/0011229)
- Palla, F., 2000, in *The Origin of Stars and Planetary Systems* edited by C. J. Lada and N. D. Kylafis (Kluwer Academic Publisher, Dordrecht), p. 375
- Palla, F., 2002, in *Physics on Star Formation in Galaxies, Saas-Fee Advanced Course 29*, edited by A. Maeder and G. Meynet (Springer-Verlag, Heiderberg), p. 9
- Palla, F., and S. W. Stahler, 1999, *Astrophys. J.*, **525**, 77
- Palla, F., and S. W. Stahler, 2000, *Astrophys. J.*, **540**, 255
- Palmer, P., and B. Zuckerman, 1967, *Astrophys. J.*, **148**, 727
- Panis, J.-F., and M. P  rault, 1998, *Phys. Fluids*, **10**, 3111
- Parravano, A., D. J. Hollenbach, and C. F. McKee, 2003, *Astrophys. J.*, **584**, 797
- Passot, T., A. Pouquet, and P. R. Woodward, 1988, *Astron. Astrophys.*, **197**, 392
- Passot, T., E. V  zquez-Semadeni, and A. Pouquet, 1995, *Astrophys. J.*, **455**, 536
- Passot, T., and E. V  zquez-Semadeni, 1998, *Phys. Rev. E*, **58**, 4501
- Passot, T., and E. V  zquez-Semadeni, 2003, *Astron. Astrophys.*, **398**, 845
- Penston, M. V., 1969a, *Mon. Not. R. Astron. Soc.*, **144**, 425
- Penston, M. V., 1969b, *Mon. Not. R. Astron. Soc.*, **145**, 457
- Persi, P., and 20 colleagues, 2000, *Astron. Astrophys.*, **357**, 219
- Phillips, A. C., 1994, *The Physics of Stars* (Wiley, Chichester, New York)
- Pikel  ner, S. B. 1968, *Sov. Astron.*, **11**, 737.
- Pirronello, V., O. Biham, C. Liu, L. Shen, and G. Vidali, 1997a, *Astrophys. J. Lett.*, **483**, L131
- Pirronello, V., C. Liu, J. E. Roser, and G. Vidali, 1999, *Astron. Astrophys.*, **344**, 681
- Pirronello, V., C. Liu, L. Shen, and G. Vidali, 1997b, *Astrophys. J. Lett.*, **475**, L69
- Plume, R., D. T. Jaffe, N. J. Evans, I., J. Mart  n-Pintado, and J. G  mez-Gonz  lez, 1997, *Astrophys. J.*, **476**, 730
- Plummer, H. C., 1911, *Mon. Not. R. Astron. Soc.*, **71**, 460
- Porter, D. H., and P. R. Woodward, 1992, *Astrophys. J. Suppl. Ser.*, **93**, 309
- Porter, D. H., Pouquet, A., and P. R. Woodward, 1992, *Phys. Rev. Lett.*, **68**, 3156
- Porter, D. H., A. Pouquet, and P. R. Woodward, 1994, *Phys. Fluids*, **6**, 2133
- Prasad, S. S., K. R. Heere, and S. P. Tarafdar, 1991, **373**, 123
- Pratap, P., J. E. Dickens, R. L. Snell, M. P. Miralles, E. A. Bergin, W. M. Irvine, and F. P. Schloerb, 1997, *Astrophys. J.*, **486**, 862
- Price, N. M., and P. Podsiadlowski, 1995, *Mon. Not. R. Astron. Soc.*, **273**, 1041
- Pringle, J. E., R. J. Allen, and S. H. Lubow, 2001, *Mon. Not. R. Astron. Soc.*, **327**, 663
- Prosser, C. F., J. R. Stauffer, L. Hartmann, D. R. Soderblom, B. F. Jones, M. W. Werner, and M. J. McCaughrean, 1994, *Astrophys. J.*, **421**, 517
- P  ppel, W. G. L., *Fund. Cosm. Phys.*, **18**, 1
- i
- Raymond, J. C., D. P. Cox, and B. W. Smith, 1976, *Astrophys. J.*, **204**, 290
- Rand, R. J., and S. R. Kulkarni, 1989, *Astrophys. J.*, **343**, 760
- Rand, R. J., and A. G. Lyne, 1994, *Mon. Not. R. Astron. Soc.*, **268**, 497
- Rees, M. J., 1986, *Mon. Not. R. Astron. Soc.*, **218**, 25P
- Reipurth, B., and C. Clarke, 2001, *Astron. J.*, **122**, 432
- Richer, J. S., D. S. Shepherd, S. Cabrit, R. Bachiller, and E. Churchwell, 2000, in *Protostars and Planets IV*, edited by V. Mannings, A. P. Boss, and S. S. Russell (University of Arizona Press, Tucson), p. 867
- Richtler, T., 1994, *Astron. Astrophys.*, **287**, 517
- Roberts, W. W., 1969, *Astrophys. J.*, **158**, 123
- Rodr  guez-Gaspar, J. A., G. Tenorio-Tagle, and J. Franco, 1995, *Astrophys. J.*, **451**, 210
- Romeo, A. B., 1992, *Mon. Not. R. Astron. Soc.*, **256**, 307
- Rosen, A. and J. N. Bregman, 1995, *Astrophys. J.*, **440**, 634
- Rosen, A., J. N. Bregman, and D. D. Kelson, 1996, *Astrophys. J.*, **470**, 839
- Rosen, A., J. N. Bregman, and M. L. Norman, 1993, *Astrophys. J.*, **413**, 137
- Rosolowsky, E. W., A. A. Goodman, D. J. Wilner, and J. P. Williams, 1999, *Astrophys. J.*, **524**, 887
- Rozyczka, M., W. M. Tscharnuter, K. -H. Winkler, and H. W. Yorke, 1980, *Astron. Astrophys.*, **83**, 118
- Ruden, S. P., 1999, in *NATO ASIC Proc. 540: The Origin of Stars and Planetary Systems*, edited by C. J. Lada and N. D.

- Kylafis (Kluwer Academic Publishers), p. 643
- Ryden, B. S., 1996, *Astrophys. J.*, **471**, 822
- Safier, P. N., C. F. McKee, and S. W. Stahler, 1997, *Astrophys. J.*, **485**, 660
- Safronov, V. S., 1960, *Ann. Astrophys.*, **23**, 979
- Saito, S., Y. Aikawa, E. Herbst, M. Ohishi, T. Hirota, S. Yamamoto, and N. Kaifu, 2002, *Astrophys. J.*, **569**, 836
- Salpeter, E. E., 1955, *Astrophys. J.*, **121**, 161
- Sánchez-Salcedo, F. J., 2001, *Astrophys. J.*, **563**, 867
- Sánchez-Salcedo, F. J., E. Vázquez-Semadeni, & A. Gazol, 2002, *Astrophys. J.*, **577**, 768
- Sanders, D. B., and I. F. Mirabel, 1996, *Ann. Rev. Astron. Astrophys.*, **34**, 749
- Saraceno, P., P. André, C. Ceccarelli, M. Griffin, and S. Molinari, 1996, *Astron. Astrophys.*, **309**, 827
- Sarma, A. P., T. H. Troland, D. A. Roberts, and R. M. Crutcher, 2000, *Astrophys. J.*, **533**, 271
- Sasao, T., 1973, *Pub. Astron. Soc. Japan*, **25**, 1
- Scally, A., and C. Clarke, 2001, *Mon. Not. R. Astron. Soc.*, **325**, 449
- Scalo, J. M., 1984, *Astrophys. J.*, **277**, 556
- Scalo, J. M., 1986, *Fund. Cos. Phys.*, **11**, 1
- Scalo, J. M., 1990, in *Physical Processes in Fragmentation and Star Formation* edited by R. Capuzzo-Dolcetta and C. Chiosi (Kluwer Academic Publishers, Dordrecht), P. 151
- Scalo, J. M., 1998, in *The Stellar Initial Mass Function*, edited by G. Gilmore, I. Parry, and S. Ryan (ASP Conf. Ser. Vol. 142), p. 201
- Scalo, J. M., E. Vázquez-Semadeni, D. Chappell, T. Passot, 1998, *Astrophys. J.*, **504**, 835
- Schaye, J., 2003, *Astrophys. J.*, in revision (astro-ph/0205125)
- Schombert, J. M., G. D. Bothun, S. E. Schneider, and S. S. McGaugh, 1992, *Astrophys. J.*, **103**, 1107
- Schombert, J. M., S. S. McGaugh, and J. A. Eder, 2001, *Astrophys. J.*, **121**, 2420
- Schmitz, F., 1983, *Astron. Astrophys.*, **120**, 234
- Schmitz, F., 1984, *Astron. Astrophys.*, **131**, 309
- Schmitz, F., 1986, *Astron. Astrophys.*, **169**, 171
- Schmitz, F., 1987, *Astron. Astrophys.*, **179**, 167
- Schmitz, F., 1988, *Astron. Astrophys.*, **200**, 127
- Schmitz, F., and R. Ebert, 1986, *Astron. Astrophys.*, **154**, 214
- Schmitz, F., and R. Ebert, 1987, *Astron. Astrophys.*, **181**, 41
- Schwarz, J., R. McCray, and R. F. Stein, 1972, *Astrophys. J.*, **175**, 673
- Scoville, N. Z. and K. Hersch, 1979, *Astrophys. J.*, **229**, 578
- Sellwood, J. A., and S. A. Balbus, 1999, *Astrophys. J.*, **511**, 660
- Semelin, B., N. Sánchez, and H. J. de Vega, 2001, *Phys. Rev. D*, **63**, 084005-1
- She, Z., and E. Leveque, 1994, *Phys. Rev. Lett.*, **72**, 336
- Shlosman, I., M. C. Begelman, and J. Frank, 1990, *Nature*, **345**, 679
- Shu, F. H., 1977, *Astrophys. J.*, **214**, 488
- Shu, F. H., 1991, in *Physics of Star Formation and Early Stellar Evolution*, edited by C. J. Lada and N. D. Kylafis (Kluwer, Dordrecht), p. 365
- Shu, F. H., and Z. Li, 1997, *Astrophys. J.*, **475**, 251
- Shu, F. H., S. Lizano, S. P. Ruden, and J. Najita, 1998, *Astrophys. J. Lett.*, **328**, L19
- Shu, F. H., J. Najita, D. Galli, E. Ostriker, and S. Lizano, 1993, in *Protostars and Planets III*, edited by E. H. Levy and J. I. Lunine (University of Arizona Press, Tucson), p. 3
- Shu, F. H., F. C. Adams, and S. Lizano, 1987, *Ann. Rev. Astron. Astrophys.*, **25**, 23
- Shu, F. H., A. Allen, H. Shang, E. C. Ostriker, and Z. Li, 1999, in *NATO ASIC Proc. 540: The Origin of Stars and Planetary Systems*, edited by C. J. Lada and N. D. Kylafis (Kluwer Academic Publishers), p. 193
- Shu, F. H., G. Laughlin, S. Lizano, and D. Galli, 2000, *Astrophys. J.*, **535**, 190
- Silk, J., 1995, *Astrophys. J.*, **438**, L41
- Silk, J., and T. Takahashi, 1979, *Astrophys. J.*, **229**, 242
- Silk, J., and Y. Suto, 1988, *Astrophys. J.*, **335**, 295
- Simon, M., 1997, *Astrophys. J.*, **482**, L81
- Simon, R., J. M. Jackson, D. P. Clemens, T. M. Bania, M. H. Heyer, 2001, *Astrophys. J.*, **551**, 747
- Simpson, C. E., and S. T. Gottesman, 2000, *Astron. J.*, **120**, 2975
- Sirianni, M., A. Nota, G. De Marchi, C. Leitherer, and M. Clampin, 2002, *Astrophys. J.*, **579**, 275
- Smith, K. W., I. A. Bonnell, and M. R. Bate, 1997, *Mon. Not. R. Astron. Soc.*, **288**, 1041
- Smith, K. W. and I. A. Bonnell, 2001, *Mon. Not. R. Astron. Soc.*, **322**, L1
- Smith, M. D., and M.-M. Mac Low, 1997, *Astron. Astrophys.*, **326**, 801
- Snell, R. L., R. B. Loren, and R. L. Plambeck, 1980, *Astrophys. J. Lett.*, **239**, L17
- Solomon, P. M., A. R. Rivolo, J. Barrett, and A. Yahil, 1987, *Astrophys. J.*, **319**, 730
- Soukup, J. E., and C. Yuan, *Astrophys. J.*, **246**, 376

- Spaans, M., 1996, *Astron. Astrophys.*, **307**, 271
- Spaans, M., and C. M. Carollo, 1998, *Astrophys. J.*, **502**, 640
- Spaans, M., and C. A. Norman, 1997, *Astrophys. J.*, **488**, 27
- Spaans, M., and J. Silk, 2000, *Astrophys. J.*, **538**, 115
- Spaans, M., and E. F. van Dishoeck, 1997, *Astrophys. J.*, **323**, 953
- Spitzer, L., Jr., 1968, *Diffuse Matter in Space*, (Wiley Interscience, New York)
- Stahler, S. W., 1988, *Astrophys. J.*, **332**, 804
- Stahler, S. W., F. Palla, and P. T. P. Ho, 2000, in *Protostars and Planets IV*, edited by V. Mannings, A. P. Boss, & S. S. Russell (University of Arizona Press, Tucson), p. 327
- Stauffer, J. R., L. W., Hartmann, and D. Barrado y Navascues, 1995, *Astrophys. J.*, **454**, 910
- Sterzik, M. F., and R. H. Durisen, 1995, *Astron. Astrophys.*, **304** L9.
- Sterzik, M. F., and R. H. Durisen, 1998, *Astron. Astrophys.*, **339**, 95
- Stewart, S. G., M. N. Fanelli, G. G. Byrd, J. K. Hill, D. J. Westphal, K.-P. Cheng, R. W. O'Connell, M. S. Roberts, S. G. Neff, A. M. Smith, and T. P. Stecher, *Astrophys. J.*, **529**, 201
- Stone, J. M., and M. L. Norman, 1992a, *Astrophys. J. Suppl. Ser.*, **80**, 753
- Stone, J. M., and M. L. Norman, 1992b, *Astrophys. J. Suppl. Ser.*, **80**, 791
- Stone, J. M., E. C. Ostriker, and C. F. Gammie, 1998, *Astrophys. J.*, **508**, L99
- Strittmatter, P. A., 1966, *Mon. Not. R. Astron. Soc.*, **132**, 359
- Strom, K. M., S. E. Strom, and K. M. Merrill, 1993, *Astrophys. J.*, **412**, 233
- Stutzki, J., and R. Güsten, 1990, *Astrophys. J.*, **356**, 513
- Stutzki J., F. Bensch, A. Heithausen, V. Ossenkopf, and M. Zielinsky, 1998, *Astron. Astrophys.* **336**, 697
- Suto, Y., and J. Silk, 1988, *Astrophys. J.*, **326**, 527
- Swaters, R. A., B. F. Madore, & M. Trewhella, 2000, *Astrophys. J. Lett.*, **531**, L107
- Swenson, F. J., J. Faulkner, F. J. Rogers, and C. A. Iglesias, 1994, *Astrophys. J.*, **425**, 286
- Tafalla, M., D. Mardones, P. C. Myers, P. Caselli, R. Bachiller, and P. J. Benson, 1998, *Astrophys. J.*, **504**, 900
- Tatematsu, K., and 15 colleagues, 1993, *Astrophys. J.*, **404**, 643
- Testi, L., and A. I. Sargent, 1998, *Astrophys. J. Lett.*, **508**, L91
- Testi, L., F. Palla, and A. Natta, 1999, *Astron. Astrophys.*, **342**, 515
- Terebey, S., F. H. Shu, and P. Cassen, 1984, *Astrophys. J.*, **286**, 529
- Thornton, K., M. Gaudlitz, H.-Th. Janka, and M. Steinmetz, 1998, *Astrophys. J.*, **500**, 95
- Tohline, J. E., 1980, *Astrophys. J.*, **235**, 866
- Tohline, J. E., 1982, *Fund. Cosmic Phys.*, **8**, 1
- Tomisaka, K., 1991, *Astrophys. J.*, **376**, 190
- Tomisaka, K., 1995, *Astrophys. J.*, **438**, 226
- Tomisaka, K., 1996a, *Pub. Astron. Soc. Japan*, **48**, 701
- Tomisaka, K., 1996b, *Pub. Astron. Soc. Japan*, **48**, L97
- Tomisaka, K., S. Ikeuchi, and T. Nakamura, 1988a, *Astrophys. J.*, **326**, 208
- Tomisaka, K., S. Ikeuchi, and T. Nakamura, 1988b, *Astrophys. J.*, **335**, 239
- Tomisaka, K., S. Ikeuchi, and T. Nakamura, 1989a, *Astrophys. J.*, **341**, 220
- Tomisaka, K., S. Ikeuchi, and T. Nakamura, 1989b, *Astrophys. J.*, **346**, 1061
- Tomisaka, K., S. Ikeuchi, and T. Nakamura, 1990, *Astrophys. J.*, **362**, 202
- Toomre, A., 1964, *Astrophys. J.*, **139**, 1217
- Troland, T. H., R. M. Crutcher, A. A. Goodman, C. Heiles, I. Kazes, P. C. Myers, 1996, *Astrophys. J.*, **471**, 302
- Troland, T. H., and C. Heiles, 1986, *Astrophys. J.*, **301**, 339
- Truelove, J. K., R. I. Klein, C. F. McKee, J. H. Holliman, L. H. Howell, and J. A. Greenough, 1997, *Astrophys. J.*, **489**, L179
- Truelove, J. K., R. I. Klein, C. F. McKee, J. H. Holliman, L. H. Howell, J. A. Greenough, and D. T. Woods, 1998, *Astrophys. J.*, **495**, 821
- Tsai, J. C., and J. J. L. Hsu, 1995, *Astrophys. J.*, **448**, 774
- Tscharnutter, W., 1975, *Astron. Astrophys.*, **39**, 207
- Tsuribe, T. and S. Inutsuka, 1999a, *Astrophys. J.*, **523**, L155
- Tsuribe, T. and S. Inutsuka, 1999b, *Astrophys. J.*, **526**, 307
- Tubbs, A. D., 1980, *Astrophys. J.*, **239**, 882
- Turner, J. A., S. J. Chapman, A. S. Bhattal, M. J. Disney, H. Pongracic, and A. P. Whitworth, 1995, *Mon. Not. R. Astron. Soc.*, **277**, 705
- van der Hulst, J. M., E. D. Skillman, T. R. Smith, G. D. Bothun, S. S. McGaugh, and W. J. G. de Blok, 1993, *Astrophys. J.*, **106**, 548
- van der Hulst, J. M., E. D. Skillman, R. C. Kennicutt, & G. D. Bothun, 1987, *Astron. Astrophys.*, **177**, 63
- van Dishoeck, E. F. and G. A. Blake, 1998, *Ann. Rev. Astron. Astrophys.*, **36**, 317
- van Dishoeck, E. F., and M. R. Hogerheijde, 2000, in *The Origin of Stars and Planetary Systems* edited by C. J. Lada and N. D. Kylafis (Kluwer Academic Publisher, Dordrecht), p. 97

- van Dishoeck, E. F., G. A. Blake, B. T. Draine, and J. I. Lunine, 1993, in *Protostars and Planets III*, edited by E. H. Levy and J. I. Lunine (University of Arizona Press, Tucson), p. 163
- van Zee, L., M. P. Haynes, J. J. Salzer, and A. H. Broeils, 1997, *Astron. J.*, **113**, 1618
- van Zee, L., J. J. Salzer, and E. D. Skillman, 2001, *Astron. J.*, **122**, 121
- van Zee, L., E. D. Skillman, and J. J. Salzer, 1998, *Astron. J.*, **116**, 1186
- Vázquez-Semadeni, E. 1994, *Astrophys. J.*, **423**, 681
- Vázquez-Semadeni, E., and A. Gazol, 1995, *Astron. Astrophys.*, **303**, 204
- Vázquez-Semadeni, E., J. Ballesteros-Paredes, and L. F. Rodríguez, 1997, *Astrophys. J.*, **474**, 292
- Vázquez-Semadeni, E., J. Ballesteros-Paredes, and R. S. Klessen, 2003, *Astrophys. J.*, **585**, L131
- Vázquez-Semadeni, E., T. Passot, and A. Pouquet, 1995, *Astrophys. J.*, **441**, 702
- Vázquez-Semadeni, E., T. Passot, and A. Pouquet, 1996 *Astrophys. J.*, **473**, 881
- Vázquez-Semadeni, E., M. Shadmehri, J. Ballesteros-Paredes, 2002, *Astrophys. J.*, submitted (astro-ph/0208245)
- Verma, M. K., 1999, *Phys. Plasmas*, **6**, 1455
- Verma, M. K., D. A. Roberts, M. L. Goldstein, S. Ghosh, & W. T. Stribling, 1996, *JGR Space Phys.*, **101**, 21619
- Vesperini, E., 2000, *Mon. Not. R. Astron. Soc.*, **318**, 841
- Vesperini, E., 2000, *Mon. Not. R. Astron. Soc.*, **322**, 247
- Verschuur, G. L., 1995a, *Astrophys. J.*, **451**, 624
- Verschuur, G. L., 1995b, *Astrophys. J.*, **451**, 645
- Vink, J. S., A. de Koter, and H. J. G. L. M. Lamers, 2000, *Astron. Astrophys.*, **362**, 295
- Vollmer, B., and T. Beckert, 2002, *Astron. Astrophys.*, **382**, 872
- von Weizsäcker, C. F., 1943, *Z. Astrophys.*, **22**, 319
- von Weizsäcker, C. F., 1951, *Astrophys. J.*, **114**, 165
- Wada, K., G. Meurer, and C. A. Norman, 2002, *Astrophys. J.*, **577**, 197
- Wada, K., and C. A. Norman, 1999, *Astrophys. J. Lett.*, **516**, L13
- Wada, K., and C. A. Norman, 2001, *Astrophys. J.*, **547**, 172
- Wada, K., M. Spaans, and S. Kim, 2000, *Astrophys. J.*, **540**, 797
- Walborn, N. R., R. H. Barbá, W. Brandner, M. ;. Rubio, E. K. Grebel, and R. G. Probst, 1999, *Astron. J.*, **117**, 225
- Walborn, N. R., and J. Wm. Parker, *Astrophys. J. Lett.*, **399**, L87
- Walder, R. and D. Folini, 2000, *Astrophys. Space Science*, **274**, 343
- Walker, T. P., G. Steigman, H.-S. Kang, D. M. Schramm, and K. A. Olive, 1991, *Astrophys. J.*, **376**, 51
- Walter, F. M., A. Brown, R. D. Mathieu, P. C. Myers, and F. V. Vrba, 1988, *Astron. J.*, **96**, 297
- Ward-Thompson, D., F. Motte, and P. André, 1999, *Mon. Not. R. Astron. Soc.*, **305**, 143
- Ward-Thompson, D., J. M. Kirk, R. M. Crutcher, J. S. Greaves, W. S. Holland, and P. André, 2000, *Astrophys. J.*, **537**, L135
- Ward-Thompson, D., P. F. Scott, R. E. Hills, and P. André, 1994, *Mon. Not. R. Astron. Soc.*, **268**, 276
- Wardle, M., 1990, *Mon. Not. R. Astron. Soc.*, **246**, 98
- Whitmore, B. C., 2000, in *Space Telescope Symposium Series, No. 14*, edited by M. Livio (Cambridge U. Press, Cambridge) in press (astro-ph/0012546)
- Whitmore, B. C., and F. Schweizer, 1995, *Astron. J.*, **109**, 960
- Whitmore, B. C., Q. Zhang, C. Leitherer, S. M. Fall, F. Schweizer, and B. W. Miller, 1999, *Astron. J.*, **118**, 1551
- Whitworth, A. P., 1979, *Mon. Not. R. Astron. Soc.*, **186**, 59
- Whitworth, A. P., and D. Summers, 1985, *Mon. Not. R. Astron. Soc.*, **214**, 1
- Whitworth, A. P., and D. Ward-Thompson, 2001, *Astrophys. J.*, **547**, 317
- Whitworth, A. P., A. S. Bhattal, N. Francis, and S. J. Watkins, 1996, *Mon. Not. R. Astron. Soc.*, **283**, 1061
- Whitworth, A. P., S. J. Chapman, A. S. Bhattal, M. J. Disney, H. Pongracic, and J. A. Turner, 1995, *Mon. Not. R. Astron. Soc.*, **277**, 727
- Wichmann, R., J. Krautter, E. Covino, J. M. Alcalá, R. Neuhäuser, J. H. M. M. Schmitt, 1997, *Astron. Astrophys.*, **320**, 185
- Wiesemeyer, H., R. Guesten, J. E. Wink, H. W. Yorke, 1997, *Astron. Astrophys.*, **320**, 287
- Wilden, B. S., B. F. Jones, D. N. C. Lin, and D. R. Soderblom, 2002, *Astron. J.*, **124**, 2799
- Williams, J. P., and L. Blitz, 1995, *Astrophys. J.*, **451**, 252
- Williams, J. P., L. Blitz, and C. F. McKee, 2000, in *Protostars and Planets IV*, edited by V. Mannings, A. P. Boss, and S. S. Russell (University of Arizona Press, Tucson), p. 97
- Williams, J. P., L. Blitz, and A. A. Stark, 1995, *Astrophys. J.*, **494**, 657
- Williams, J. P., E. J. de Geus, L. Blitz, 1994, *Astrophys. J.*, **428**, 693
- Williams, J. P., P. C. Myers, D. J. Wilner, and J. di Francesco, 1999, *Astrophys. J.*, **513**, L61
- Wilner, D. J., P. C. Myers, D. Mardones, and M. Tafalla, 2000, *Astrophys. J.*, **544**, L69
- Wiseman, J. J., and F. C. Adams, 1994, *Astrophys. J.*, **435**, 708
- Wolfire, M. G., and J. P. Cassinelli, 1987, *Astrophys. J.*, **319**, 850
- Wolfire, M. G., D. Hollenbach, C. F. McKee, A. G. G. M. Tielens, and E. L. O. Bakes, 1995, *Astrophys. J.*, **443**, 152
- Wong, T., and L. Blitz, 2002, *Astrophys. J.*, **569**, 157
- Wood, D. O. S., P. C. Myers, and D. A. Daugherty, 1994, *Astrophys. J. Suppl. Ser.*, **95**, 457

- Wuchterl, G., and R. S. Klessen, 2001, *Astrophys. J.*, **560**, L185  
Wuchterl, G., and W. Tscharnuter, 2003, *Astron. Astrophys.*, **398**, 1081  
Yonekura, Y., K. Dobashi, A. Mizuno, H. Ogawa, Y. Fukui, 1997, *Astrophys. J. Suppl. Ser.*, **110**, 21  
Yorke, H. W., and E. Krügel, 1977, *Astron. Astrophys.*, **54**, 183  
Yorke, H. W., and C. Sonnhalter, 2002, *Astrophys. J.*, **569**, 846  
Yorke, H. W., Tenorio-Tagle, G., Bodenheimer, P., and M. Różyczka, 1989, *Astron. Astrophys.*, **216**, 207  
Yoshii, Y., and Y. Sabano, 1980, *Pub. Astron. Soc. Japan*, **32**, 229  
Zhang, Q., and S. M. Fall, 2001, *Astrophys. J.*, **561**, 751  
Zhang, Q., S. M. Fall, and B. C. Whitmore, 2001, *Astrophys. J.*, **561**, 727  
Zhang, Y., P. Anninos, & M. L. Norman, 1995, *Astrophys. J.*, **453**, L57  
Zhou, S., N. J. Evans, C. Koempe, and C. M. Walmsley, 1993, *Astrophys. J.*, **404**, 232  
Zinnecker, H., 1984, *Mon. Not. R. Astron. Soc.*, **210**, 43  
Zinnecker, H., 1990, in *Physical Processes in Fragmentation and Star Formation*, edited by R. Capuzzo-Dolcetta and C. Chiosi (Kluwer Academic Publisher, Dordrecht), p. 201  
Zuckerman, B., 2001, *Ann. Rev. Astron. Astrophys.*, **39**, 459  
Zuckerman, B., and N. J. Evans, II, 1974, *Astrophys. J. Lett.*, **192**, L149  
Zuckerman, B., and P. Palmer, 1974, *Ann. Rev. Astron. Astrophys.*, **12**, 279  
Zweibel, E. G., and A. Brandenburg, 1997, *Astrophys. J.*, **478**, 563  
Zweibel, E. G., and K. Josafatsson, 1983, *Astrophys. J.*, **270**, 511

TABLE I. Properties of the Larson-Penston solution of isothermal collapse.

	before core formation ( $t < 0$ )	after core formation ( $t > 0$ )
density profile	$\rho \propto (r^2 + r_0^2)^{-1}$ ( $r_0 \rightarrow 0$ as $t \rightarrow 0_-$ ) <i>flattened isothermal sphere</i>	$\rho \propto r^{-3/2}, r \rightarrow 0$ $\rho \propto r^{-2}, r \rightarrow \infty$
velocity profile	$v \propto r/t$ as $t \rightarrow 0_-$ $v \approx -3.3 c_s, r \rightarrow \infty$	$v \propto r^{-1/2}, r \rightarrow 0$ $v \approx -3.3 c_s, r \rightarrow \infty$
accretion rate		$\dot{M} = 47 c_s^3/G$

TABLE II. Properties of the Shu solution of isothermal collapse.

	before core formation ( $t < 0$ )	after core formation ( $t > 0$ )
density profile	$\rho \propto r^{-2}, \forall r$ <i>singular isothermal sphere</i>	$\rho \propto r^{-3/2}, r \leq c_s t$ $\rho \propto r^{-2}, r > c_s t$
velocity profile	$v \equiv 0, \forall r$	$v \propto r^{-1/2}, r \leq c_s t$ $v \equiv 0, r > c_s t$
accretion rate		$\dot{M} = 0.975 c_s^3/G$

TABLE III. Physical properties of interstellar clouds

	GIANT MOLECULAR CLOUD COMPLEX	MOLECULAR CLOUD	STAR-FORMING CLUMP	PROTOSTELLAR CORE <sup>a</sup>
Size (pc)	10 – 60	2 – 20	0.1 – 2	$\lesssim 0.1$
Density ( $n(\text{H}_2)/\text{cm}^3$ )	100 – 500	$10^2 - 10^4$	$10^3 - 10^5$	$> 10^5$
Mass ( $M_\odot$ )	$10^4 - 10^6$	$10^2 - 10^4$	$10 - 10^3$	0.1 – 10
Line width ( $\text{km s}^{-1}$ )	5 – 15	1 – 10	0.3 – 3	0.1 – 0.7
Temperature (K)	7 – 15	10 – 30	10 – 30	7 – 15
Examples	W51, W3, M17, Orion- Monoceros, Taurus- Auriga-Perseus complex	L1641, L1630, W33, W3A, B227, L1495, L1529		see Section II.E

<sup>a</sup> Protostellar cores in the "prestellar" phase, i.e. before the formation of the protostar in its interior.