

Detecting supersymmetric dark matter in M31 with CELESTE ?

E. Nuss¹ G. Moulaka² A. Falvard¹, E. Giraud¹, A. Jacholkowska¹, K. Jedamzik², J. Lavalle¹, F. Piron¹, M. Sapinski¹ P. Salati³, R. Taillet³

Abstract

It is widely believed that dark matter exists within galaxies and clusters of galaxies. Under the assumption that this dark matter is composed of the lightest, stable supersymmetric particle, assumed to be the neutralino, the feasibility of its indirect detection via observations of a diffuse gamma-ray signal due to neutralino annihilation within M31 is examined.

To appear in the proceedings of the French Astrophysical Society, 2002

¹GAM, UMR5139-UM2/IN2P3-CNRS, Place Eugène Bataillon, 34095 Montpellier, France

²LPMT,UMR5825-UM2/CNRS, Place Eugène Bataillon, 34095 Montpellier Cedex 5, France

³LAPTH, Annecy-le-Vieux, 74941, France

1 Introduction

The existence of cosmic dark matter (DM) is required by a multitude of observations such as excessive peculiar velocities of galaxies within clusters of galaxies or gravitational arcs. Furthermore, both Big Bang nucleosynthesis (which predicts a baryonic relic density $\Omega_b \ll \Omega_{tot} \simeq 1$) and plausible scenario for large-scale structure formation, strongly suggest a substantial non-baryonic/cold DM component in the Universe. It so happens that supersymmetric extensions of the standard model of particle physics provide a natural candidate for such a DM in the form of a stable uncharged Majorana fermion (Neutralino). Hereafter, we briefly report on the potential of the high-energy γ -rays ($E_\gamma \gtrsim 50$ GeV) ground based detector CELESTE (de Naurois *et al.* '02), to detect neutralinos indirectly through their annihilation in the halo of M31. (For the detailed study see Falvard *et al.* '02)

2 Neutralino halo around M31 – Neutralino annihilation

The late-type Sb spiral galaxy M31 lying at a distance of 700 kpc has a visible part consisting mostly of a bulge and a disk. We have reconsidered the two mass components fit to the rotation curve of M31, performed by Braun ('91). Taking the following mass-to-light ratios $\Upsilon_{bulge} = 6.5 \pm 0.4 \Upsilon_{B,\odot}$ and $\Upsilon_{disk} = 6.4 \pm 0.4 \Upsilon_{B,\odot}$ (where $\Upsilon_{B,\odot}$ is the mass-to-light ratio for the Sun) Braun concluded that no dark halo is necessary to account for the velocity field. However, this conclusion relies on a large value of Υ_{disk} which disagrees with estimates based on the blue color of the disk and on synthetic spectra of young stellar populations which it contains (Guiderdoni '87). The mass-to-light ratio Υ_{disk} of a purely stellar component should actually not exceed $\sim 3.8 \Upsilon_{B,\odot}$. In addition, a disk as massive as that proposed by Braun should generally be unstable. Therefore, we have assumed the presence of an additional mass component in terms of a spherical halo whose mass density profile is generically given by

$$\rho_\chi(r) = \rho_0 \left(\frac{r_0}{r} \right)^\gamma \left\{ \frac{r_0^\alpha + a^\alpha}{r^\alpha + a^\alpha} \right\}^\epsilon \quad (1)$$

where γ, α and ϵ define the various profiles. While a fit to the observations constrains weakly the ratio $\Upsilon_{disk}/\Upsilon_{bulge}$, it leads to more stringent constraints on the structure of the neutralino halo, actually favouring a NFW profile $\gamma = 1, \alpha = 1, \epsilon = 2$ (Navarro, Frenk, & White '96). Typical results are illustrated in Fig. 1.

If neutralinos are indeed a substantial component of the DM around M31, one expects them to annihilate into standard model particles, eventually producing energetic photons. The corresponding photon flux at Earth – per unit of time and surface – may be expressed as

$$I_\gamma = \frac{dn_\gamma}{dt dS} = \frac{1}{4\pi} \frac{\langle \sigma v \rangle N_\gamma}{m_\chi^2} \int_{\text{fov}} \int_{\text{los}} \rho_\chi^2 ds d\Omega \equiv \frac{1}{4\pi} \frac{\langle \sigma v \rangle N_\gamma}{m_\chi^2} \Sigma \quad (2)$$

where m_χ is the neutralino mass and $\langle\sigma v\rangle N_\gamma$ denotes the thermally averaged annihilation rate yielding N_γ gamma-rays in the final state. Eq.(2) encapsulates all the particle physics features in $\langle\sigma v\rangle N_\gamma/m_\chi$, while the astrophysical modelling is contained in the line of sight integral Σ . In Table 1 of Fig.3 we illustrate some typical fluxes taking a nominal neutralino mass, $m_\chi = 500$ GeV, and annihilation cross section, $\langle\sigma v\rangle N_\gamma = 10^{-25} cm^3 s^{-1}$.

3 Supersymmetric model predictions and resulting fluxes

In the present section we consider more specific particle physics model predictions of the γ -ray fluxes. We will focus mainly on the minimal supergravity scenario (mSUGRA), (Barbieri *et al.* '82, Chamseddine *et al.* '82, Hall *et al.* '83). Making the usual simplifying assumption of common universal values at some grand unified theory (GUT) energy scale $M_{GUT} \sim 2 \times 10^{16} GeV$, i.e. $m_{scalars}(M_{GUT}) \equiv m_0, M_{gauginos}(M_{GUT}) \equiv m_{1/2}, A_{trilinear}(M_{GUT}) \equiv A_0$, and requiring various physical consistencies (e.g. electroweak symmetry breaking at low scale, electrically neutral and stable DM particles, present experimental limits from particle colliders, etc...) one can make specific predictions for the γ flux in terms of these model parameters. Assuming the neutralinos should account for a large fraction of the DM at cosmological scales as well, one also requires the corresponding relic density to be in the right hallmark, $0.025 \lesssim \Omega_\chi h^2 \lesssim 0.3$. In Fig. 2 we present a scan over the basic parameters of mSUGRA for the correlation between the integrated γ -flux and the neutralino mass and relic density. All results have been obtained using an interfaced version of the two public codes DarkSUSY and SUSPECT. Convoluting the annihilation spectra with the CELESTE acceptance, we show in Fig.3 the expected rate of γ /min from a maximal M31 smooth halo (see Fig.1). This puts the signal from such halos clearly beyond a reasonable CELESTE reach which is roughly one tenth of the CRAB nebula (4.9 γ /min). Nonetheless, a significant departure from a smooth halo is not unrealistic due to possible clumpiness and/or black hole accretion effects. This can lead to a global enhancement factor which may reach up to two orders of magnitude, as illustrated in Table 2., making the survey of M31 with CELESTE worth being undertaken.

4 Conclusion

We conclude that under favourable conditions such as rapid accretion of the neutralinos on the central black hole in M31 and/or excessive halo clumpiness, a neutralino annihilation γ -ray signal may be seen by the ongoing observations of M31 with CELESTE.

References

- [1] Barbieri, R., Ferrara, S., Savoy, C. A., 1982, Phys. Lett. B 119, 343

- [2] Braun, R., 1991, ApJ 372, 54
- [3] Chamseddine, A.H., Arnowitt, A., Nath, P., 1982, Phys. Rev. Lett. 49, 970
- [4] de Naurois, M., *et al.*, 2002, ApJ, 566, 343
- [5] Falvard A., *et al.*, 2002, arXiv:astro-ph/0210184
- [6] Guiderdoni, B., & Rocca-Volmerange, B., 1987, A & A 186, 1
- [7] Hall, L.J., Lykken, J., Weinberg, S., 1983, Phys. Rev. D 27, 2359
- [8] Navarro,J.F., Frenk, C.S., and White, S.D.M., 1996, ApJ, 462,563

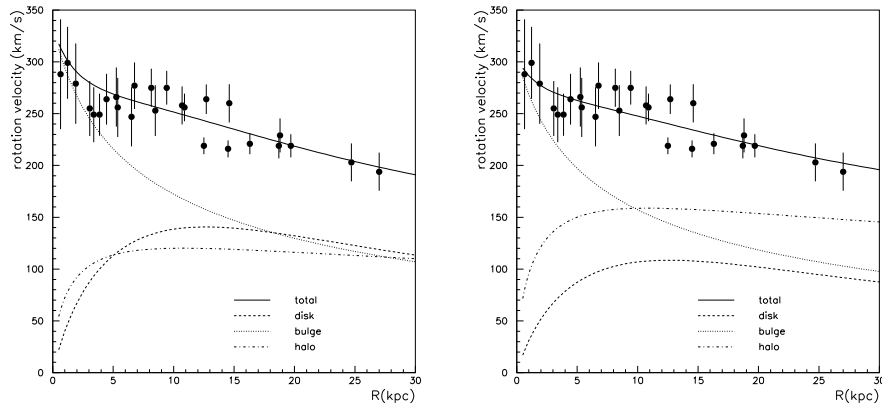


Figure 1: A $\gamma = 1$ neutralino halo is added to the bulge and to the disk of M31. *Left*: an intermediate case with $\Upsilon_{bulge} = 4.2 \Upsilon_{B,\odot}$ and $\Upsilon_{disk} = 4.2 \Upsilon_{B,\odot}$. *Right*: a maximal halo with $\Upsilon_{bulge} = 3.5 \Upsilon_{B,\odot}$, $\Upsilon_{disk} = 2.5 \Upsilon_{B,\odot}$. The global solid rotation curve is in good agreement with the data of Braun.

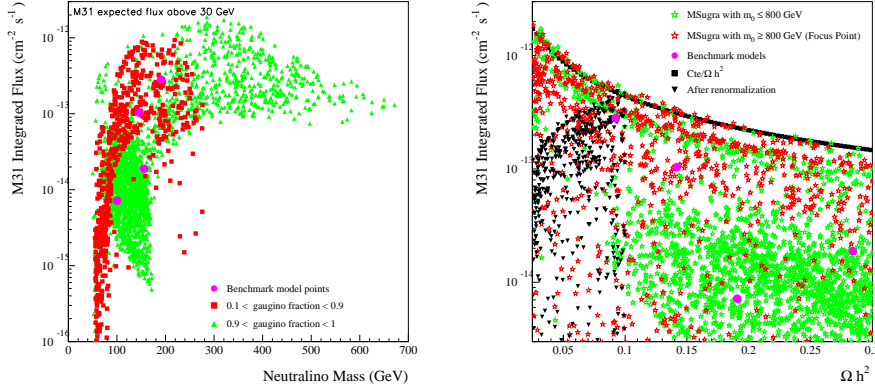


Figure 2: *Left*: the integrated γ flux from M31 as a function of m_χ for $E_\gamma > 30$ GeV. Each point corresponds to a model in our "wild scan". Three different ranges of gaugino fraction are considered. *Right*: the integrated γ flux from M31 as a function of $\Omega_\chi h^2$. A renormalization procedure for $\Omega_\chi h^2 < 0.1$ has been applied on flux values (see Falvard A. *et al.* '02).

Υ_{halo}	Υ_{disk}	$\Sigma_{19}(3.5 \text{ kpc})$	$\Sigma_{19}(28 \text{ kpc})$	$I_\gamma(3.5 \text{ kpc})$	$I_\gamma(28 \text{ kpc})$
6.5	6.4	0	0	0	0
4.2	4.2	1	1.2	3.2×10^{-13}	3.8×10^{-13}
3.5	2.5	3	3.7	10.2×10^{-13}	11.8×10^{-13}

Table 1:

Clump distribution	Dynamics	SBH environment	Σ	Σ^{10}
compact	no evaporation	SIS spike	165	100
extended	no evaporation	SIS spike	140	90
compact	no evaporation	$\rho \propto r^{-1.5}$	80	20
extended	no evaporation	$\rho \propto r^{-1.5}$	55	6
compact	evaporation	$\rho \propto r^{-1.5}$	25	6
extended	evaporation	$\rho \propto r^{-1.5}$	40	5

Table 2:

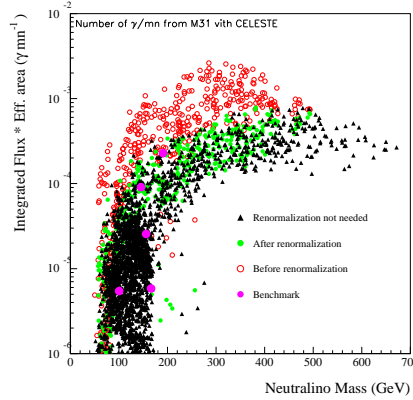


Figure 3: Table 1: Three different models for M31 are featured. The first corresponds to the case where no halo is needed. $\Sigma_{19}(R)$ is in units of $10^{19} \text{ GeV}^2 \text{ cm}^{-5}$ and the flux $I_\gamma(R)$ is for a circular region encompassing the inner 3.5 kpc (corresponding to the CELESTE f.o.v. of 10 mrad) and 28 kpc, respectively. Table 2: Impact of astrophysical parameters such as clumpiness of the M31 halo and supermassive black hole (SBH) in its centre, on flux predictions, smooth and clump contributions added. (Σ^{10} corresponds to the CELESTE f.o.v.). *Right*: Number of γ/min as expected with CELESTE from M31.