

# PROBING THE HI KINEMATICS OF THE LMC: TOWARD INTERPRETING QAL OBSERVATIONS OF PROTOGALACTIC VELOCITY FIELDS

JASON X. PROCHASKA<sup>1,2</sup>

The Observatories of the Carnegie Institute of Washington  
 813 Santa Barbara St.  
 Pasadena, CA 91101  
 xavier@ociw.edu

AND

EMMA RYAN-WEBER

School of Physics; University of Melbourne  
 VIC 3010, Australia  
 eryan@physics.unimelb.edu.au

AND

LISTER STAVELEY-SMITH

Australia Telescope National Facility; CSIRO  
 P.O. Box 76; Epping, NSW 1710, Australia  
 Lister.Staveley-Smith@csiro.au  
 Accepted to PASP: July 19, 2002

## ABSTRACT

We examine the gas kinematics of the LMC revealed by the high spatial and velocity resolution HI data cube of the combined ATCA and Parkes telescope surveys. We adopt an approach designed to facilitate comparisons with quasar absorption line observations, in particular restricting our analysis to pointings with HI column density satisfying the damped Ly $\alpha$  (DLA) criterion. We measure velocity widths for  $\approx 5000$  random pointings to the LMC and find a median value of  $\approx 40 \text{ km s}^{-1}$  which modestly exceeds the value predicted by differential rotation. This median is significantly lower than the median value observed for the metal-line profiles of high  $z$  DLA. Therefore, assuming the metal-line profiles track HI kinematics, the velocity fields of high  $z$  DLA are inconsistent with the kinematics of low-mass galaxies like the LMC. We also investigate the kinematic characteristics of the giant HI shells which permeate the LMC. These shells impart an additional 10 to 20 km/s to the velocity widths in  $\approx 20\%$  of random pointings to the LMC. These non-gravitational motions are insufficient to explain the DLA kinematics even if the shells had significantly larger covering fraction in the early universe. To account for the DLA with processes related to SN feedback requires winds with a qualitatively different nature than those observed in the LMC.

*Subject headings:* galaxies: formation, galaxies: high-redshift, quasars: absorption lines

## 1. INTRODUCTION

The introduction of echelle spectrographs on 10m class telescopes has revealed the velocity fields of gas at high  $z$  with unprecedented precision. In the low density Ly $\alpha$  forest, for example, observations have investigated the thermal history and physical nature of the gas comprising the intergalactic medium (e.g. Kirkman & Tytler 1997; Rauch 1998; Bryan & Machacek 2000; Theuns et al. 2002). Similarly, studies of optically thick absorbers probe the velocity fields of gas in non-linear, collapsed or collapsing structures (Charlton & Churchill 1996; Rauch, Haehnelt, & Steinmetz 1997; Prochaska & Wolfe 1997, hereafter PW97). Together these observations constrain the nature of galaxy formation and examine the processes of structure formation in the early universe.

Although every quasar sightline is rich in detail, their 'pinhole' nature complicates interpretation. Quasar sightlines produce a core-sample of an absorption system with data acquired along a single dimension and with resolution along the redshift axis only. In general, one must

assume a specific geometry in order to impose a spatial delineation to the observations. In a few rare cases, lensed quasars or quasar pairs allow a multi-dimensional analysis (e.g. Dinshaw et al. 1995; Lopez et al. 1999; Rauch, Sargent, & Barlow 1999; D'Odorico, Petitjean, & Cristiani 2002), but even these observations are difficult to unravel. In turn, one frequently finds that several models can be introduced to explain specific sets of observations.

A good example of this degeneracy is found in the damped Ly $\alpha$  systems (DLA), quasar absorption line (QAL) systems believed to represent the progenitors of present galaxies (Kauffmann 1996; Steinmetz 2001). PW97 and Prochaska & Wolfe (1998) analysed the velocity fields of over 30 DLA and ruled out several plausible morphologies for these high  $z$  galaxies, but their true physical nature remains uncertain. The DLA low-ion<sup>3</sup> kinematics are remarkably well described by a thick, rotating disk (PW97) but also by CDM scenarios involving the merging of multiple 'clumps' bound to individual dark matter halos (Haehnelt et al. 1998; McDonald & Miralda-Escudé 1999; Maller et al. 2001). Furthermore, several authors have claimed the damped Ly $\alpha$  systems might be explained by outflows from

<sup>1</sup> Hubble Fellow

<sup>2</sup> Current Address: UCO/Lick Observatory; UC Santa Cruz; Santa Cruz, CA 95064; xavier@ucolick.org

<sup>3</sup> The term 'low-ion' refers to the dominant ionization state of an element in an HI gas (e.g. Fe<sup>+</sup>, Si<sup>+</sup>).

SN winds (Nulsen, Barcons, & Fabian 1998; Schaye 2001). Owing to the ‘pinhole’ nature of QAL studies and the absence of spatial resolution, it is difficult to distinguish between these very different models.

One approach toward resolving the ambiguities of QAL research is to repeat these experiments on present-day galaxies whose physical properties and gas kinematics are well understood. Comparisons with velocity profiles obtained from high  $z$  protogalaxies could provide fresh insight into the physical nature of young galaxies. Regarding the damped Ly $\alpha$  systems, any galaxy with large HI surface density is an analog. Surveys of HI-selected galaxies suggest the damped Ly $\alpha$  systems should exhibit a range of luminosity including both dwarf galaxies and large spiral galaxies (Zwaan, Verheijen, & Briggs 1999; Zwaan, Briggs, & Verheijen 2002; Ryan-Weber et al. 2002; Rosenberg & Schneider 2002). This includes the Milky Way, the Magellanic Clouds, and many other Local Group galaxies. The Milky Way aside, it is difficult to probe even a single absorption sightline through these galaxies because present technology limits UV spectroscopy to magnitudes  $V < 16$ , restricting the number of potential background targets to  $\approx 0.01$  per square degree (e.g. Shull 2002). Without a major advance in UV space telescopes, one must consider alternative approaches.

In this paper we study the HI velocity fields of the Large Magellanic Cloud (LMC). Optically, the LMC has a bar but otherwise has a chaotic appearance being peppered with bright HII regions. A stellar color-magnitude study by Smecker-Hane et al. (2002) indicates that the LMC bar was formed in a major episode around 5 Gyr ago, whilst the disk component of the LMC was more gradually formed. In some respects, the LMC may have similar properties to the compact galaxies seen in the Hubble deep field (Colley et al. 1997). The smooth disk component of the LMC is more easily seen in the 2MASS/DENIS infrared study of van der Marel (2001). In terms of gas kinematics, the ATCA HI study of Kim et al. (1998b) reveals the disk to be in regular rotation, though many sightlines in the eastern half display multiple velocity components. Deviations from regular rotation appear to be a result of star formation activity (Kim et al. 1999), tidal forces (Weinberg 2000) and, possibly, interaction with the halo of the Milky Way (de Boer et al. 1998).

The following analysis examines the high resolution 21cm data cubes constructed from the combined ATCA survey of Kim et al. (1998a) and the Parkes telescope survey of Staveley-Smith et al. (2002). We perform a statistical investigation designed to facilitate comparisons with QAL observations and shed new light on their interpretation, in particular those of the damped Ly $\alpha$  systems. Furthermore, our analysis examines the kinematic impact of the HI shells which permeate the LMC (e.g. Kim et al. 1999). We assess the contribution of their non-gravitational motions to the observed velocity fields and consider the implications for interpretations of the damped Ly $\alpha$  kinematics. Finally, we propose future observations which will build upon our treatment.

## 2. ANALYSIS OF THE LMC

The LMC HI data cube is from the combined Australia Telescope Compact Array (ATCA) survey of Kim et al.

(1998a) and the Parkes telescope survey of Staveley-Smith et al. (2002). The ATCA survey alone has a resolution of  $60''$ , corresponding to 15 pc at the distance of the LMC. However, being an interferometer, the ATCA is insensitive to structure with a spatial scale greater than sampled by its shortest baseline, and the column density to each sightline will be systematically low. Therefore the merged ATCA and Parkes data cube has been used. Data from the merged cube has been presented in Kim, Staveley-Smith, & Sault (2001) and Elmegreen, Kim, & Staveley-Smith (2001) and will be more fully presented in Kim et al. (2002, in preparation). The combined data cube covers an area of  $10^\circ$  by  $12^\circ$ , which includes and extends well beyond the main disk of the LMC. The velocity coverage is from 190 to  $387 \text{ km s}^{-1}$  with a resolution of  $1.6 \text{ km s}^{-1}$ . The brightness temperature sensitivity is 2.5 K which, for a linewidth of  $40 \text{ km s}^{-1}$ , corresponds to a column density sensitivity of  $4 \times 10^{19} \text{ cm}^{-2}$ .

Our principal goal in this paper is to characterize the velocity fields of the LMC in a fashion analogous to studies of quasar absorption line systems, in particular the damped Ly $\alpha$  systems. The latter observations focus on optically thin metal-line profiles derived from ‘pinhole’ sightlines ( $\lesssim 0.3$  pc wide) through gas clouds with HI column density,  $N(\text{HI}) \geq 2 \times 10^{20} \text{ cm}^{-2}$ . Because the absorbing galaxy is unrelated to the background quasar, the sightline penetrates the galaxy at a random impact parameter selected according to the cross-sectional distribution of HI gas. Ideally, one would probe the LMC in an identical fashion but currently we cannot perform this experiment. Instead, we have examined random 21 cm pointings to the LMC through the  $10^\circ$  by  $12^\circ$  region defining our combined HI data cube. For each pointing, we calculated the HI column density,

$$N(\text{HI}) = 1.823 \times 10^{18} \int T_b dv \text{ cm}^{-2} \quad , \quad (1)$$

assuming the HI gas is optically thin (Spitzer 1978). The analysis was restricted to sightlines where  $\log N(\text{HI}) \geq 20.3$  dex. The HI data cube has higher velocity resolution than QAL studies but each pointing encompasses a significantly wider beam ( $\approx 15$  pc). This difference in beam size could be important. Lauroesch et al. (1998) and Meyer & Lauroesch (1999) have demonstrated that some metal-line transitions (notably Ca II and Na I) exhibit significant density variations on pc-scales. Similarly, Rauch, Sargent, & Barlow (1999) have noted several  $\text{km s}^{-1}$  offsets between the velocity profiles of sightlines with separations of order 10 pc. Although these small scale variations will be lost within the beam of the LMC analysis, their magnitude is too small to significantly affect our main conclusions.

Apart from the beam size, the only other obvious difference between DLA studies and our treatment of the LMC is the specific ion used to probe the gas kinematics. In the LMC, we observe HI gas exclusively whereas the DLA analysis focuses on low-ions like  $\text{Si}^+$ ,  $\text{Fe}^+$ , and  $\text{Ni}^+$ . Regarding the LMC, it is possible that the distinction is unimportant. If the LMC exhibits a nearly constant metallicity like the Galaxy (both along given sightlines and also among multiple integrated sightlines: Spitzer & Fitzpatrick 1993; Meyer, Jura, & Cardelli 1998) and one focuses on non-refractory elements (e.g. S, Zn), then the LMC metal-line profiles would closely track the HI gas. Of

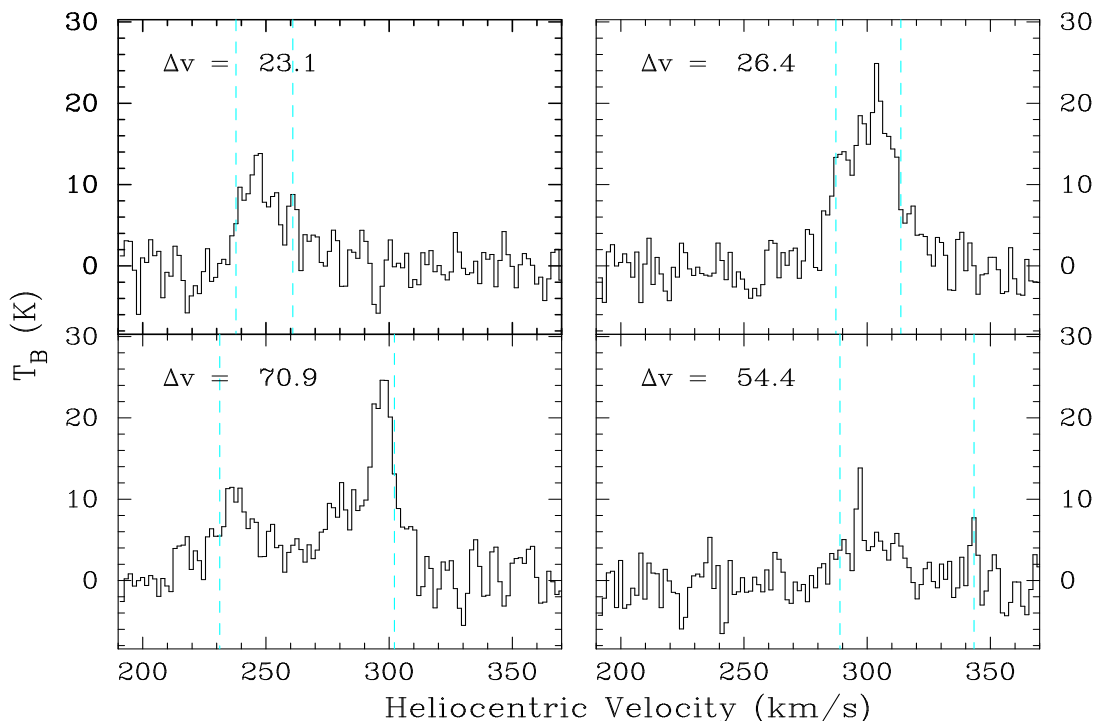


FIG. 1.— Four representative pointings toward the LMC derived from the combined ATCA and Parkes HI data sets. The pointings are restricted to have HI column density  $N(\text{HI}) \geq 2 \times 10^{20} \text{ cm}^{-2}$ . Each pixel corresponds to a velocity channel with width  $\delta v = 1.6 \text{ km s}^{-1}$ . The brightness temperature sensitivity is  $2.5 \text{ K}$  corresponding to a HI sensitivity of  $4 \times 10^{19} \text{ cm}^{-2}$  for a linewidth of  $40 \text{ km/s}$ . The vertical dashed-lines indicate the velocity width  $\Delta v$  which encompasses 90% of the integrated brightness temperature.

course, it will be important to demonstrate this empirically with future observations of quasars behind the LMC. The situation is more difficult for the damped Ly $\alpha$  systems. While the low-ion transitions for a given DLA all tend to share very similar kinematics and relative abundances (PW97; Prochaska 2002), they might not exactly trace the HI gas comprising the DLA. Because observations of the saturated Lyman series do not resolve the DLA HI kinematics, the correspondence between metal-line and HI kinematics is unknown. One could imagine, for example, pockets of very low metallicity gas which would contribute to an HI analysis but not appear in the metal-line observations. In this case, the metal-line profiles present a lower limit to the magnitude of the velocity fields. Conversely, one could overestimate the kinematics of the HI gas if there were regions along the sightline with very high metallicity (e.g. a supernova shell). Furthermore, if portions of the metal-line profiles arise in ionized gas – an unlikely prospect for the majority of damped systems (Vladilo et al. 2001; Prochaska et al. 2002) – the metal-line profiles might overestimate the velocity fields of the HI gas. Unfortunately, an examination of HI kinematics in the damped Ly $\alpha$  systems awaits the construction of a tremendous radio telescope. We proceed in the hope that any differences are secondary to the broad kinematic characteristics examined in this paper.

To compare the LMC kinematics with high redshift damped Ly $\alpha$  systems, we randomly selected 10000 pointings toward the LMC and analysed those with  $N(\text{HI}) \geq 2 \times 10^{20} \text{ cm}^{-2}$

( $\approx 50\%$ ). Figure 1 presents velocity profiles for 4 representative pointings to the LMC where  $v = 0 \text{ km s}^{-1}$  corresponds to the heliocentric rest-frame. The kinematic profiles are relatively simple; the majority of HI emission is confined to one or two Gaussian features. The data at  $v > 340 \text{ km s}^{-1}$  correspond to a region of the data cube expected to contain no signal and, therefore, this spectra characterizes the noise of the HI profiles. To minimize the effects of this noise, we process the data by smoothing over 5 channels ( $\delta v \approx 8 \text{ km/s}$ ) before further analysis.

Perhaps the most important kinematic characteristic of a velocity field is its magnitude. The standard means for assessing this magnitude is through a measured velocity width  $\Delta v$ . In the damped Ly $\alpha$  systems, PW97 defined  $\Delta v$  by the velocity interval which contains 90% of the total optical depth. We apply the same statistic for the LMC, as marked by the vertical dashed-lines in Figure 1. We have measured velocity widths for  $\approx 5000$  random sightlines toward the LMC. Figure 2 compares this  $\Delta v$  distribution against the damped Ly $\alpha$  sample (Prochaska & Wolfe 1998, 2001). The two samples have very different medians ( $\hat{x}_{\text{LMC}} = 38 \text{ km s}^{-1}$ ,  $\hat{x}_{\text{DLA}} \approx 80 \text{ km s}^{-1}$ ) and a two-sided Kolmogorov-Smirnov test indicates a  $< 0.001$  probability that they were drawn from the same parent population<sup>4</sup>. The rotation speed of the LMC is  $65 \text{ km/s}$  as-

<sup>4</sup> The K-S test is most sensitive to the median statistic of two distributions and is insensitive to Poissonian noise (Press et al. 1992). In the following, one should interpret the K-S probability as a qualitative gauge of the difference or similarity of two distributions.

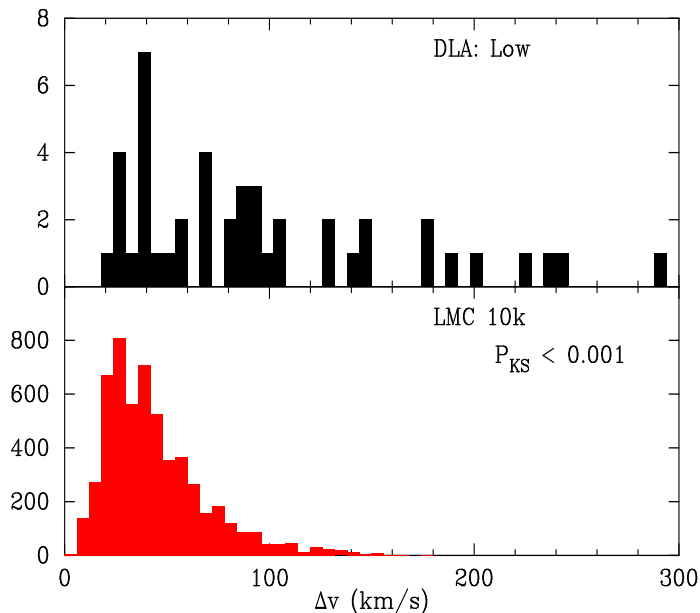


FIG. 2.— Velocity width distributions for  $\approx 5000$  LMC random pointings (bottom panel) compared against the  $\Delta v$  distribution from the high  $z$  damped Ly $\alpha$  systems (PW97; Prochaska & Wolfe 1998; Prochaska & Wolfe 2001). A two-sided KS test reveals that the two distributions have a  $< 0.001$  probability of having been drawn from the same parent population. Therefore, the velocity fields of high  $z$  protogalaxies are inconsistent with the gas kinematics of modern low-mass galaxies.

suming an inclination angle of  $33^\circ$  (Kim et al. 1998b); this implies a maximum velocity width for differential rotation of 33 km/s. Interestingly, the majority of ‘DLA-selected’ pointings toward the LMC exhibit larger widths. This indicates the presence of non-rotational motions and in the case of the largest velocity widths (i.e.  $\Delta v > 100 \text{ km s}^{-1}$ ) presumably non-gravitational velocity fields. As noted above, these large  $\Delta v$  values result from mechanisms including tidal forces (Weinberg 2000) and expanding HI shells (Kim et al. 1999).

The contrast between the DLA and LMC velocity widths emphasizes one of the principal conclusions drawn by Prochaska and Wolfe: *the gas kinematics of low-mass galaxies like the LMC are inconsistent with the majority of damped Ly $\alpha$  sightlines*. In particular, the results obviate the key assumptions (e.g. rotation curve, cloud-cloud velocity dispersion) imposed by Prochaska and Wolfe to compare the DLA observations against models of low-mass galaxies. Even at edge-on orientations, the maximum velocity widths of the LMC would fall short of the median  $\Delta v$  for the DLA. To explain the DLA  $\Delta v$  distribution, therefore, one requires much larger circular velocities within rotating disk scenarios or an altogether different origin for the velocity fields (e.g. winds, multiple clumps). Perhaps the expanding HI shells observed within the LMC can account for the DLA kinematics. We consider this hypothesis in the following section.

### 3. KINEMATICS OF HI SHELLS

H $\alpha$  emission maps of the LMC first revealed the presence of HI shells throughout the galaxy (e.g. Meaburn 1980). These shells and the holes they encompass are a generic feature of many nearby galaxies as cataloged through HI observations (e.g. M33: Deul & den Hartog 1990; SMC: Staveley-Smith et al. 1997). Their origin is linked to the combined radiative and kinematic pressure of stellar winds from massive stars and SN feedback (Weaver et al. 1977). Kim et al. (1999) has extensively surveyed the HI shells in the LMC and presented a classification scheme which we adopt: giant shells are HI shells confined to the main HI layer of the LMC (GS;  $\ell < 360$  pc) and supergiant shells have sizes which significantly exceed the HI layer (SGS;  $\ell > 360$  pc). The shells have sizes ranging from radii of 40 pc to 1.2 kpc following a power law with slope  $\alpha = -1.5 \pm 0.4$  over the interval 100 to 1000 pc. The expansion velocity of the shells is well correlated with radius:  $v_{exp} \approx 15 \text{ km s}^{-1}$  for the smallest shells and  $v_{exp} \approx 20\text{--}35 \text{ km s}^{-1}$  for the largest.

Of primary interest to the current analysis is addressing the impact of these expanding HI shells on the gas kinematics of the LMC. In terms of the DLA, if gas-rich protogalaxies correspond primarily to dwarf galaxies at high  $z$ , then one must introduce non-gravitational motions to explain the larger velocity widths. Several authors have hypothesized that SN winds, for example, may explain the DLA kinematics (Nulsen, Barcons, & Fabian 1998) and the velocity profiles observed in some Lyman limit systems (Rauch, Sargent, & Barlow 1999; Bond et al. 2001). In the LMC, we can examine the effects of SN feedback on the gas kinematic characteristics.

We have investigated this aspect of the LMC velocity fields as follows. We selected  $\approx 300$  random pointings toward several HI shells identified by Kim et al. (1999) and maintained the  $N(\text{HI}) = 2 \times 10^{20} \text{ cm}^{-2}$  threshold. We then measured the velocity width of each pointing with exactly the same technique as the complete LMC sample. Figure 3 presents a representative sample of 4 sightlines through the shell surrounding 30 Dor. In the left panels, one observes the double-peaked profiles characteristic of an expanding (or infalling) shell. A significant fraction of the sightlines share this characteristic. The remaining profiles are more similar to the right panels; these show nearly uniform optical depth or some mild asymmetry. Figure 4 summarizes the velocity width distributions for 6 HI shells. For comparison, we plot the complete LMC  $\Delta v$  distribution (top panel). The  $P_{KS}$  values give the probability that the kinematic characteristics of the gas comprising the HI shells are consistent with the general LMC. In most cases, the distributions are inconsistent with this hypothesis at  $< 0.01$  probability owing to the larger velocity widths observed through the expanding HI shells. Toward 30 Dor, for example, the median  $\Delta v$  value is  $\approx 15 \text{ km s}^{-1}$  larger than the LMC sample.

Our analysis demonstrates that the kinematics associated with expanding HI shells can significantly influence the HI kinematics within low-mass galaxies. These non-gravitational velocity fields impart an additional 10 to 20 km/s to the velocity widths which corresponds to 33 – 50% of the median LMC velocity width. At the same time, the significant difference between the  $\Delta v$  distribu-

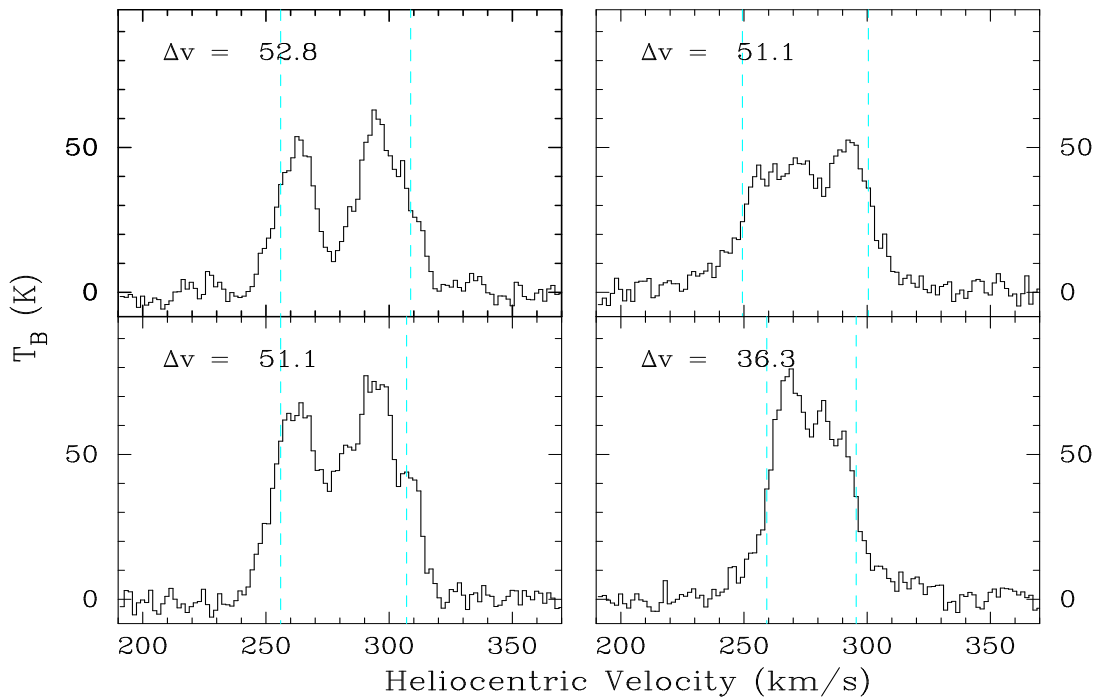


FIG. 3.— Representative pointings toward the expanding HI shell surrounding 30 Dor in the LMC. Many profiles toward expanding shells exhibit the double-peaked characteristic evident in the left-hand panels while the remaining are similar to the profiles in the right-hand panels.

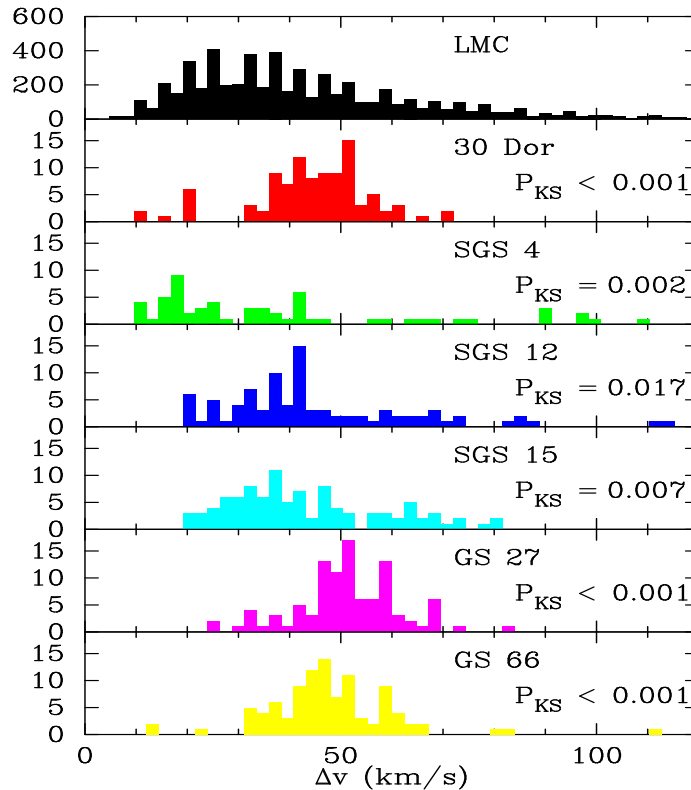


FIG. 4.— Velocity width distributions for the complete LMC sample (top panel) compared against random pointings to a series of HI shells identified by Kim et al. (1999). In general, the expanding HI shells exhibit systematically larger velocity widths, with median offsets of 10 to 20 km/s. The  $P_{KS}$  probabilities indicate that these shells exhibit significantly different kinematics than the typical LMC sightline.

tions of the HI shells and the LMC sample indicate their filling factor and, therefore, their overall kinematic impact is relatively small. We found that the fraction of the HI data cube covered by HI shells satisfying the DLA threshold is only 20%. This fraction is large enough to comprise most of the high  $\Delta v$  tail observed in the LMC distribution, yet too small to grossly affect the LMC HI kinematics.

The results presented in Figure 4 suggest that the HI shells produced via SN feedback are unlikely to explain the damped Ly $\alpha$  kinematics. Because the HI shells typically contribute  $< 20 \text{ km s}^{-1}$  to the observed velocity widths, these non-gravitational motions would comprise only a small fraction of even the median  $\Delta v$  value observed in the DLA. Even if the porosity of these HI shells was significantly larger in high  $z$  dwarf galaxies, the HI kinematics would still be inconsistent with the majority of damped systems. As the porosity reached unity, however, the velocity and scale of the shells might have a qualitatively different nature, i.e., a superwind. Indeed, if SN feedback is to explain the DLA kinematics, the implied velocity fields must have a very different nature than the expanding HI shells observed in the LMC. These superwinds may be more prevalent at high redshift owing to higher star formation rates, feedback from Population III supernovae, or even differences in the relative contribution of Type Ia and Type II SN.

#### 4. DISCUSSION

Our simple analysis of the LMC's HI kinematics has revealed several important results related to the dynamics of low-mass galaxies and, in turn, the nature of high  $z$  protogalaxies. The median velocity width of a sightline penetrating the LMC is  $\approx 40 \text{ km s}^{-1}$  which modestly exceeds the value predicted from differential rotation. The offset must be related to non-rotational motions and in many cases non-gravitational velocity fields. The latter are dominated by the expanding HI shells which permeate the LMC (Kim et al. 1999). Inspired by SN feedback, these shells contribute an additional 10 to 20 km/s to the observed  $\Delta v$  values. For sightlines with large HI column densities, the overall impact of the HI shells on the LMC kinematics is relatively small. We found that only  $\approx 20\%$  of the random pointings intersect an HI shell. This fraction is large enough, however, to play an important role in the observed tail to large  $\Delta v$  (Figure 4).

The high resolution – spatial and velocity – of the combined HI data cube provides an excellent alternative to QAL observations of the LMC. By restricting our analysis to pointings  $N(\text{HI}) \geq 2 \times 10^{20} \text{ cm}^{-2}$ , we compared the HI kinematic characteristics of this low-mass galaxy with the velocity widths of damped Ly $\alpha$  metal-line profiles. The immediate and obvious result (Figure 2) is that the LMC exhibits a significantly smaller-velocity field than the majority of damped systems, even when one accounts for inclination. In short, low-mass galaxies with kinematics similar to the LMC are inconsistent with high  $z$  DLA and, therefore, presumably the bulk of the protogalactic population in the early universe (e.g. Kauffmann 1996, Steinmetz 2001). Similarly, the velocity fields of the LMC HI shells are insufficient to explain the majority of DLA. The typical contribution to  $\Delta v$  from these shells is only 10 to 20 km/s which is significantly lower than even the

median DLA velocity width. Therefore, even if the porosity of these bubbles approached unity at high  $z$ , the gas kinematics expressed by the LMC HI shells could not explain the QAL observations. Either the DLA galaxies have significantly higher mass than the LMC or their velocity fields are dominated by very different physical processes (e.g. superwinds, gravitational infall).

SN feedback has been introduced to explain the DLA kinematics and other QAL phenomena (Nulsen, Barcons, & Fabian 1998; Rauch, Sargent, & Barlow 1999; Heckman et al. 2000; Bond et al. 2001). As also emphasized by these authors, our results indicate the winds and bubbles would be qualitatively different from the HI shells observed in the LMC. They must more closely resemble the outflows observed in starburst galaxies like NGC 520 (e.g. Norman et al. 1996) and the  $z \sim 3$  Lyman break galaxies (Steidel et al. 1996). The winds must escape the galactic disk to (i) avoid stalling and (ii) achieve large enough cross-section to account for a significant fraction of the DLA (Schaye 2001). To explain the majority of large  $\Delta v$  DLA, the wind scenarios might require a duty cycle approaching 100% in dwarf galaxies assuming the effects of random orientation and impact parameter lend to a wide distribution of  $\Delta v$  values. If even 50% of the cross-section for DLA is made-up of quiescent galaxies, it would be very difficult to match the observed DLA kinematics. There are several other pressing issues related to wind models. Nulsen, Barcons, & Fabian (1998) predicted that DLA with large velocity width must also exhibit high metallicity, yet several  $z > 3$  systems have  $[\text{Fe}/\text{H}] \approx -2$  and  $\Delta v > 150 \text{ km s}^{-1}$  (Prochaska et al. 2001). If their prediction applies to all outflow scenarios, then another process must be introduced to explain this sub-sample of DLA. Also, it is possible wind models would predict a greater fraction of DLA with  $\Delta v > 200 \text{ km s}^{-1}$  than observed, in particular if the same scenario is to explain the Mg II absorption systems (e.g. Bond et al. 2001; Rauch et al. 2002). To address these concerns will require the pursuit of high resolution hydrodynamic simulations couched within the CDM framework.

In lieu of outflows, one might envision DLA as the intersection of multiple, merging dwarf galaxies, each with kinematics similar to the LMC (Haehnelt et al. 1998; Maller et al. 2001). There is, however, an important distinction: the HI radii of these merging dwarf galaxies must significantly exceed that of the LMC and other modern dwarf galaxies in order for QAL sightlines to routinely intersect more than one merging galaxy (Maller et al. 2001). Presently, these larger radii are not predicted by SPH simulations of galaxy formation (Gardner et al. 2001; Prochaska & Wolfe 2001). It remains to be seen whether merging processes beneath the resolution of the SPH simulations (e.g. tidal tails; Mihos & Prochaska 2002, in preparation) or SN feedback can satisfy this problem.

In conclusion, we wish to reemphasize the value of repeating the QAL experiment on nearby, well-studied galaxies. Recent quasar surveys toward the LMC have borne several more bright targets which might permit observations by HST (Geha et al. 2002). Obviously, a comparison of the HI kinematics with the absorption line profiles would be invaluable. This line of inquiry, however, will proceed very slowly until the next generation of UV space

telescopes. Such an observatory would tremendously impact our understanding of high  $z$  QAL systems and open the universe to similar inquiry at  $z < 1$ . Until then, one might pursue a 21 cm analysis for the SMC and possibly a few other Local Group galaxies. In particular, it would be extremely valuable to examine the gas kinematics of a starburst galaxy with a well established superwind.

The authors wish to thank S. Kim for helping to provide the merged HI data cube. The authors acknowledge helpful conversations with B. Weiner and E. Gawiser. This work was partially supported by NASA through a Hubble Fellowship grant HF-01142.01-A awarded by STScI to JXP.

## REFERENCES

- Bond, N.A., Churchill, C.W., Charlton, J.C., & Vogt, S.S. 2001, *ApJ*, 562, 641
- Bryan, G.L. & Machacek, M.E. 2000, *ApJ*, 534, 57
- Charlton, J.C. & Churchill, C.W. 1996, *ApJ*, 465, 631
- Colley, W.N., Gnedin, O.Y., Ostriker, J.P., Rhoads, J.E. 1997, *ApJ*, 488, 579
- de Boer, K. S., Braun, J. M., Vallenari, A., Mebold, U. 1998, *A&A*, 329, 49
- Deul, E. & den Hartog, R. 1990, *A&A*, 229, 362
- Dinshaw, N., Foltz, C.B., Impey, C.D., Weymann, R.J., & Morris, S.L. 1995, *Nature*, 373, 223
- D'Odorico, V., Petitjean, P., & Cristiani, S. 2002, *A&A*, in press (astro-ph/0205299)
- Elmegreen, B.G., Kim, S., & Staveley-Smith, L. 2001, *ApJ*, 548, 749
- Gardner, J.P., Katz, N., Hernquist, L., & Weinberg, D.H. 2001, *ApJ*, 559, 131
- Geha, M., et al. 2002, submitted
- Haehnelt, M.G., Steinmetz, M. & Rauch, M. 1998, *ApJ*, 495, 647
- Heckman, T.M., Lehnert, M.D., Strickland, D.K., & Armus, L. 2000, *ApJS*, 129, 493
- Kauffmann, G. 1996, *MNRAS*, 281, 475
- Kim S., Staveley-Smith L., Dopita M. A., Freeman K. C., Sault R. J., Kesteven M. J., McConnell D., 1998a, *ApJ*, 503, 674
- Kim, S., Staveley-Smith, L., Dopita, M.A., Freeman, K.C., Sault, R.J., Kesteven, M.J., & McConnell, D. 1998b, *ApJ*, 503, 729
- Kim, S., Dopita, M.A., Staveley-Smith, L., & Bessell, M.S. 1999, *AJ*, 118, 2797
- Kim, S., Staveley-Smith, L., Sault, R. J. 2001, in *Gas and Galaxy Evolution*, ASP Conference Proceedings, Vol. 240. Eds J. E. Hibbard, M. Rupen, J.H. van Gorkom (San Francisco: ASP), 435
- Kirkman, D. & Tytler, D. 1997, *ApJ*, 484, 672
- Lauroesch, J.T., Meyer, D.M., Watson, J.K., & Blades, J.C. 1998, *ApJ*, 507, 89L
- Lopez, S., Reimers, D., Rauch, M., Sargent, W.L.W., & Smette, A. 1999, *ApJ*, 513, 598
- Maller, A.H., Prochaska, J.X., Somerville, R.S., & Primack, J.R. 2001, *MNRAS*, 326, 1475
- McDonald, P. & Miralda-Escudé, J. 1999, *ApJ*, 519, 486
- Meaburn, J. 1980, *MNRAS*, 192, 365
- Meyer, D.M., Jura, M., & Cardelli, J.A. 1998, *ApJ*, 493, 222
- Meyer, D.M. & Lauroesch, J.T. 1999, *ApJ*, 520, 103L
- Norman, C.A., Bowen, D.V., Heckman, T., Blades, C., & Danly, L. 1996, *ApJ*, 472, 73
- Nulsen, P.E.J., Barcons, X., & Fabian, A.C. 1998, *MNRAS*, 301, 168
- Press, W. H., Teukolsky, S.A., Vetterling, W.T., & Flannery, B.P. 1992, *Numerical Recipes in FORTRAN*, (New York: Cambridge University Press)
- Prochaska, J.X. 2002, in prep
- Prochaska, J. X. & Wolfe, A. M. 1997, *ApJ*, 486, 73 (PW97)
- Prochaska, J.X. & Wolfe, A.M. 1998, *ApJ*, 507, 113
- Prochaska, J.X. & Wolfe, A.M. 2001, *ApJ*, 560, L33
- Prochaska, J.X., Wolfe, A.M., Tytler, D., Burles, S.M., Cooke, J., Gawiser, E., Kirkman, D., O'Meara, J.M., & Storrie-Lombardi, L. 2001, *ApJS*, 137, 21
- Prochaska, J.X., Howk, J.C., O'Meara, J.M., Tytler, D., Wolfe, A.M., Kirkman, D., Lubin, D., & Suzuki, N. 2002, *ApJ*, 571, 693
- Rauch, M., Haehnelt, M.G., & Steinmetz, M. 1997, 481, 601
- Rauch, M. 1998, *ARA&A*, 36, 267
- Rauch, M., Sargent, W.L.W., & Barlow, T. 1999, *ApJ*, 515, 500
- Rauch, M., Sargent, W.L.W., Barlow, T., & Simcoe, R. 2002, *ApJ*, in press (astro-ph/0204461)
- Rosenberg, J.L. & Schneider, S.E. 2002, *ApJ*, submitted (astro-ph/0202216)
- Ryan-Weber, E., Webster, R., Staveley-Smith, L. 2002, in *Extragalactic Gas at Low Redshift*, ASP Conf. Series v. 254, eds. J.S. Mulchaey and J.T. Stocke, (San Francisco: ASP), 209
- Schaye, J. 2001, *ApJ*, 559, 1L
- Shull, J.M. 2002, in *Extragalactic Gas at Low Redshift*, ASP Conf. Series v. 254, eds. J.S. Mulchaey and J.T. Stocke, (San Francisco: ASP), 51
- Smecker-Hane, T.A., Cole, A.A., Gallagher, J.S., Stetson, P.B. 2002, *ApJ*, 566, 239
- Spitzer, L., Jr. 1978, *Physical Processes in the Interstellar Medium* (Wiley: New York), p. 156
- Spitzer, L., Jr., & Fitzpatrick, E.L. 1993, *ApJ*, 409, 299
- Staveley-Smith, L., Sault, R.J., Hatzidimitriou, D., Kesteven, M.J., & McConnell, D. 1997, *MNRAS*, 289, 225
- Staveley-Smith, L., Kim, S., Calabretta, M. R., Haynes, R. F., Kesteven, M. J. 2002, *MNRAS*
- Steidel, C.C., Giallisco, M., Dickinson, M., & Adelberger, K.L. 1996, *ApJ*, 112, 352
- Steinmetz, M. 2001, in *Galaxy Disks and Disk Galaxies*, ASP Conf. Series v. 230, eds. J.G. Funes, S.J. and E. Maria Corsini, (San Francisco: ASP), 633
- Theuns, T., Zaroubi, S., Kim, T.-S., Tzanavaris, P., & Carswell, R.F. 2002, *MNRAS*, 332, 367
- van der Marel, R. P., 2001, *AJ*, 122, 1827
- Vladilo, G., Centurión, M., Bonifacio, P., & Howk, J.C. 2001, *ApJ*, 557, 1007
- Weaver, R., McCray, R., Castor, J., Shapiro, P., & Moore, R. 1977, *ApJ*, 218, 377
- Weinberg M. D., 2000, *ApJ*, 532, 922
- Zwaan, M.A., Verheijen, M.A.W., & Briggs, F.H. 1999, *PASA*, 16, 100
- Zwaan, M.A., Briggs, F.H., & Verheijen, M.A.W. 2002, in *Extragalactic Gas at Low Redshift*, ASP Conf. Series v. 254, eds. J.S. Mulchaey and J.T. Stocke, (San Francisco: ASP), 169